



FRANKLIN TEMPLETON VARIABLE INSURANCE PRODUCTS TRUST

Prospectus

May 1, 2025

Share Class 1, 2, 4 and 5

Franklin Allocation VIP Fund
Franklin DynaTech VIP Fund
Franklin Global Real Estate VIP Fund
Franklin Growth and Income VIP Fund
Franklin Income VIP Fund
Franklin Large Cap Growth VIP Fund
Franklin Mutual Global Discovery VIP Fund
Franklin Mutual Shares VIP Fund
Franklin Rising Dividends VIP Fund

Franklin Small Cap Value VIP Fund
Franklin Small-Mid Cap Growth VIP Fund
Franklin Strategic Income VIP Fund
Franklin U.S. Government Securities VIP Fund
Franklin VolSmart Allocation VIP Fund
Templeton Developing Markets VIP Fund
Templeton Foreign VIP Fund
Templeton Global Bond VIP Fund
Templeton Growth VIP Fund

The U.S. Securities and Exchange Commission (SEC) has not approved or disapproved these securities or passed upon the adequacy of this prospectus. Any representation to the contrary is a criminal offense.

**FRANKLIN TEMPLETON ETF TRUST
FRANKLIN TEMPLETON VARIABLE INSURANCE PRODUCTS
TRUST
SUPPLEMENT DATED AUGUST 8, 2025
TO THE SUMMARY PROSPECTUS, PROSPECTUS AND
STATEMENT OF ADDITIONAL INFORMATION (“SAI”)
OF EACH FUND LISTED IN SCHEDULE A**

1. Effective September 30, 2025, Chandra Seethamraju, PhD will step down as a member of the portfolio management team for each fund listed in Schedule A. All references to Mr. Seethamraju in each fund’s Summary Prospectus, Prospectus and SAI are deleted in their entirety.
2. Effective September 30, 2025, the Summary Prospectus, Prospectus and SAI of Franklin VolSmart Allocation VIP Fund is amended as follows:
 - a. The following is added to the section titled “Fund Summary – Portfolio Managers” in the fund's Summary Prospectus and Prospectus:

Chris W. Floyd, CFA

Portfolio Manager of Advisers and portfolio manager of the U.S. smart beta strategy portion of the Fund since September 2025.

Brett E. Risser

Portfolio Manager of Advisers and portfolio manager of the U.S. smart beta strategy portion of the Fund since September 2025.

- b. The following is added to the section titled “Fund Details – Management” in the fund’s Prospectus:**

Chris W. Floyd, CFA Portfolio Manager of Advisers

Mr. Floyd has been a portfolio manager of the U.S. smart beta strategy of the Fund since September 2025. Mr. Floyd is a vice president and portfolio manager for Franklin Templeton Investment Solutions (“FTIS”). He joined Franklin Templeton in 2020.

Brett E. Risser Portfolio Manager of Advisers

Mr. Risser has been a portfolio manager of the U.S. smart beta strategy of the Fund since September 2025. Mr. Risser is a vice president and portfolio manager for Franklin Templeton Investment Solutions (“FTIS”). He joined Franklin Templeton in 2023. Prior to joining Franklin Templeton, Mr. Risser was a portfolio manager for Putnam Investment Management, LLC. (“Putnam Management”). He joined Putnam Management in 2003.

- c. The following replaces the second to last sentence in the ninth paragraph in the section titled “Fund Details – Management” in the fund’s Prospectus:**

Messrs. Chettiappan, Floyd and Risser have primary responsibilities for the U.S. smart beta strategy of the Fund and have equal authority over all aspects of the U.S. smart beta strategy of the Fund's investment portfolio, including but not limited to, purchases and sales of individual securities and portfolio risk assessment.

d. The following is added to the section titled “Management and Other Services – Portfolio managers” in the fund’s SAI:

Name	Type of Account	Number of Accounts Managed	Total Assets Managed (x \$1 million)	Number of Accounts Managed for which Advisory Fee is Performance-Based	Assets Managed for which Advisory Fee is Performance-Based (x \$1 million)
Chris W. Floyd*	Registered Investment Companies	15	8,218.2	None	None
	Other Pooled Investment Vehicles	15	3,174.1	None	None
	Other Accounts	9	1,953.0	1	525.5
Brett E. Risser*	Registered Investment Companies	None	None	None	None
	Other Pooled Investment Vehicles	None	None	None	None
	Other Accounts	None	None	None	None

*Information is provided as of June 30, 2025.

e. The following is added to the section titled “Management and Other Services – Portfolio managers – Ownership of Fund shares” in the fund’s SAI:

As of June 30, 2025, Chris W. Floyd and Brett E. Risser did not own any shares of Franklin VolSmart Allocation VIP Fund.

SCHEDULE A

Fund

Date of Summary Prospectus, Prospectus and SAI

FRANKLIN TEMPLETON ETF TRUST

Franklin Systematic Style Premia ETF

August 1, 2025

FRANKLIN TEMPLETON VARIABLE INSURANCE PRODUCTS TRUST

Franklin VolSmart Allocation VIP Fund

May 1, 2025

Please retain this supplement for future reference.

**FRANKLIN TEMPLETON VARIABLE INSURANCE PRODUCTS TRUST
SUPPLEMENT DATED AUGUST 1, 2025
TO THE SUMMARY PROSPECTUS, PROSPECTUS AND
STATEMENT OF ADDITIONAL INFORMATION (“SAI”)
EACH DATED MAY 1, 2025 OF
TEMPLETON GROWTH VIP FUND**

Effective August 1, 2025, Templeton Asset Management Ltd. will no longer serve as sub-advisor of the Fund. Therefore the summary prospectus, prospectus and SAI of the Fund are amended as follows:

- 1. The section “Fund Summary – Sub-Advisor” in the Fund’s summary prospectus and prospectus is deleted in its entirety.**
- 2. The following replaces Peter D. Sartori’s biography in the “Fund Summary – Portfolio Managers” section of the Fund’s summary prospectus and prospectus:**
Peter D. Sartori
Portfolio Manager of Global Advisors and portfolio manager of the Fund since March 2024.
- 3. The first paragraph under “Fund Details – Management” in the Fund’s prospectus is replaced with the following:**
Templeton Global Advisors Limited (Global Advisors), Lyford Cay, Nassau, Bahamas, is the Fund’s investment manager.
- 4. The following replaces Peter D. Sartori’s biography in the “Fund Details – Management” section of the Fund’s prospectus: Peter D. Sartori, Portfolio Manager of Global Advisors**
Mr. Sartori has been portfolio manager of the Fund since March 2024, providing research and advice on the purchases and sales of individual securities, and portfolio risk assessment. He joined Franklin Templeton in 2019.
- 5. The following is added as the last sentence to the second to last paragraph under “Management and Other Services – Name of sub-advisors, annual fee rates and fees paid over the last three fiscal years” in the Fund’s SAI:**

The Growth Fund's sub-advisor was terminated effective August 1, 2025.

Please retain this supplement for future reference.

**FRANKLIN STRATEGIC SERIES
FRANKLIN TEMPLETON VARIABLE INSURANCE PRODUCTS
TRUST
SUPPLEMENT DATED JUNE 24, 2025
TO THE SUMMARY PROSPECTUS, PROSPECTUS AND
STATEMENT OF ADDITIONAL INFORMATION (“SAI”)
OF EACH FUND LISTED IN SCHEDULE A**

Effective December 31, 2025, Michael McCarthy is anticipated to retire and step down as a member of the portfolio management team for each fund listed in Schedule A.

1. Effective December 31, 2025, the Summary Prospectus, Prospectus and SAI of Franklin Small Cap Growth Fund is amended as follows:

- a. The following is added to the section titled “Fund Summary – Portfolio Managers” in the fund's Summary Prospectus and Prospectus:

JJ Swartz

Portfolio Manager of Advisers and portfolio manager of the Fund since December 2025.

- b. The following is added to the section titled “Fund Details – Management” in the fund's Prospectus:

JJ Swartz Portfolio Manager of Advisers

Mr. Swartz has been a portfolio manager of the Fund since December 2025. He joined Franklin Templeton in 2022. Prior to joining Franklin Templeton, Mr. Swartz was a vice president at BlackRock.

The portfolio managers of the Fund are jointly and primarily responsible for the day-to-day management of the Fund. Each portfolio manager has equal authority over all aspects of the Funds' investment portfolio, including but not limited to, purchases and sales of individual securities, portfolio risk assessment, and the management of daily cash balances in accordance with

anticipated investment management requirements. The degree to which each portfolio manager may perform these functions, and the nature of these functions, may change from time to time.

c. The following is added to the section titled “Management and Other Services – Portfolio managers” in the fund’s SAI:

Name	Type of Account	Number of Accounts Managed	Total Assets Managed (x \$1 million)	Number of Accounts Managed for which Advisory Fee is Performance-Based	Assets Managed for which Advisory Fee is Performance-Based (x \$1 million)
JJ Swartz*	Registered Investment Companies	None	None	None	None
	Other Pooled Investment Vehicles	None	None	None	None
	Other Accounts	None	None	None	None

*Information is provided as of May 31, 2025.

d. The following is added to the section titled “Management and Other Services – Portfolio managers – Ownership of Fund shares” in the fund’s SAI:

Portfolio Manager	Dollar Range of Fund Shares Beneficially Owned
JJ Swartz*	\$10,001–\$50,000

*Information is provided as of May 31, 2025

SCHEDULE A

<u>Fund</u>	<u>Date of Summary Prospectus, Prospectus and SAI</u>
<u>FRANKLIN STRATEGIC SERIES</u>	
Franklin Small Cap Growth Fund	September 1, 2024
Franklin Small-Mid Cap Growth Fund	September 1, 2024
<u>FRANKLIN TEMPLETON VARIABLE INSURANCE PRODUCTS TRUST</u>	
Franklin Small-Mid Cap Growth VIP Fund	May 1, 2025

Please retain this supplement for future reference.

Contents

Fund Summaries

Information about the Fund you should know before investing

Franklin Allocation VIP Fund	FFA-S 1
Franklin DynaTech VIP Fund.....	FDT-S 1
Franklin Global Real Estate VIP Fund	FGR-S1
Franklin Growth and Income VIP Fund	FGI-S 1
Franklin Income VIP Fund	FI-S 1
Franklin Large Cap Growth VIP Fund	FLG-S 1
Franklin Mutual Global Discovery VIP Fund	MGD-S1
Franklin Mutual Shares VIP Fund	MS-S 1
Franklin Rising Dividends VIP Fund	FRD-S1
Franklin Small Cap Value VIP Fund	FSV-S 1
Franklin Small-Mid Cap Growth VIP Fund	FSC-S 1
Franklin Strategic Income VIP Fund	FSI-S 1
Franklin U.S. Government Securities VIP Fund	FUS-S 1
Franklin VolSmart Allocation VIP Fund	FVA-S 1
Templeton Developing Markets VIP Fund.....	TD-S 1
Templeton Foreign VIP Fund.....	TF-S 1
Templeton Global Bond VIP Fund	TGB-S1
Templeton Growth VIP Fund	TG-S 1

Overview

Franklin Templeton Variable Insurance Products Trust

Fund Details

More information on investment policies, practices and risks/financial highlights

Franklin Allocation VIP Fund	FFA-D 1
Franklin DynaTech VIP Fund.....	FDT-D 1
Franklin Global Real Estate VIP Fund	FGR-D1
Franklin Growth and Income VIP Fund	FGI-D 1
Franklin Income VIP Fund	FI-D 1
Franklin Large Cap Growth VIP Fund	FLG-D 1
Franklin Mutual Global Discovery VIP Fund	MGD-D1
Franklin Mutual Shares VIP Fund	MS-D 1
Franklin Rising Dividends VIP Fund	FRD-D1
Franklin Small Cap Value VIP Fund	FSV-D 1
Franklin Small-Mid Cap Growth VIP Fund	FSC-D 1
Franklin Strategic Income VIP Fund	FSI-D 1
Franklin U.S. Government Securities VIP Fund	FUS-D 1
Franklin VolSmart Allocation VIP Fund	FVA-D 1
Templeton Developing Markets VIP Fund.....	TD-D 1
Templeton Foreign VIP Fund.....	TF-D 1
Templeton Global Bond VIP Fund	TGB-D1
Templeton Growth VIP Fund	TG-D 1

Additional Information, All Funds

Dealer Compensation	1
Portfolio Holdings.....	1
Statements and Reports	1
Administrative Services.....	1

Distributions and Taxes

Income and Capital Gains Distributions.....	1
Tax Considerations	1

Fund Account Information

Information about Fund transactions and services

Buying Shares.....	2
Selling Shares.....	2
Exchanging Shares.....	2
Frequent Trading Policy.....	2
Involuntary Redemptions	4
Fund Account Policies	4
Questions.....	7

For More Information

Where to learn more about the Fund

Back Cover

FRANKLIN ALLOCATION VIP FUND

Investment Goal

Capital appreciation. Its secondary goal is income.

Fees and Expenses of the Fund

This table describes the fees and expenses that you may pay if you buy, hold and sell shares of the Fund. **The table and the example do not include any fees or sales charges imposed by variable insurance contracts, qualified retirement plans or funds of funds.** If they were included, your costs would be higher.

Annual Fund Operating Expenses

(expenses that you pay each year as a percentage of the value of your investment)

	Class 1	Class 2	Class 4
Management fees	0.55%	0.55%	0.55%
Distribution and service (12b-1) fees	None	0.25%	0.35%
Other expenses	0.04%	0.04%	0.04%
Acquired fund fees and expenses	0.01%	0.01%	0.01%
Total annual Fund operating expenses ¹	0.60%	0.85%	0.95%
Fee waiver and/or expense reimbursement ²	-0.03%	-0.03%	-0.03%
Total annual Fund operating expenses after fee waiver and/or expense reimbursement	0.57%	0.82%	0.92%

1. Total annual Fund operating expenses differ from the ratio of expenses to average net assets shown in the Financial Highlights, which reflect the operating expenses of the Fund and do not include acquired fund fees and expenses.

2. The investment manager has agreed to waive fees and/or reimburse operating expenses (excluding Rule 12b-1 fees, interest expense and certain non-routine expenses or costs, such as those relating to litigation, indemnification, reorganizations and liquidations) for the Fund so that the ratio of total annual fund operating expenses will not exceed 0.57% for each share class. The investment manager has also agreed to reduce its fees to reflect reduced services resulting from the Fund's investments in Franklin Templeton affiliated funds. These contractual arrangements are expected to continue until April 30, 2026. During the terms, the fee waiver and expense reimbursement agreements may not be terminated or amended without approval of the board of trustees except to add series or classes, to reflect the extension of termination dates or to lower the waiver and expense limitation (which would result in lower fees for shareholders).

Example

This Example is intended to help you compare the cost of investing in the Fund with the cost of investing in other mutual funds. The Example assumes that you invest \$10,000 in the Fund for the time periods indicated and then redeem all of your shares at the end of the period. The Example also assumes that your investment has a 5% return each year and that the Fund's operating expenses remain the same. The Example reflects adjustments made to the Fund's operating expenses due to the fee waivers and/or expense reimbursements by management for the 1 Year numbers only. Although your actual costs may be higher or lower, based on these assumptions your costs would be:

	1 Year	3 Years	5 Years	10 Years
Class 1	\$58	\$189	\$332	\$747
Class 2	\$84	\$268	\$468	\$1,045
Class 4	\$94	\$300	\$523	\$1,164

Portfolio Turnover

The Fund pays transaction costs, such as commissions, when it buys and sells securities (or "turns over" its portfolio). A higher portfolio turnover rate may indicate higher transaction costs. These costs, which are not reflected in annual Fund operating expenses or in the Example, affect the Fund's performance. During the most recent fiscal year, the Fund's portfolio turnover rate was 53.38% of the average value of its portfolio.

Principal Investment Strategies

The Fund seeks to achieve its investment goals by allocating its assets among the broad asset classes of equity and fixed income investments through a variety of investment strategies or "sleeves" managed by the investment manager or its affiliates. The Fund is structured as a multi-manager fund (meaning the Fund's assets are managed by multiple sub-advisors), with the investment manager having overall responsibility for the Fund's investments. The investment manager allocates assets among various asset classes and strategy sleeves to seek to diversify the Fund's portfolio, to add incremental return, and to reduce the Fund's risk of being significantly impacted by changes in a specific asset class or by changing market conditions. The investment manager may, at times, implement a risk overlay strategy, which seeks to neutralize certain market risks that may exist in the Fund primarily through the use of equity and interest rate/bond futures.

Under normal market conditions, the Fund allocates approximately 60% of its assets to the equity asset class and 40% of its assets to the fixed income asset class by allocating the Fund's assets among the various sleeves. The Fund's asset allocation may change from time to time based on market conditions and the investment manager's strategic and tactical asset allocation views. The Fund's equity and fixed income investments typically will not vary by more than 10% from the stated allocations; however, appreciation and/or depreciation in the value of the Fund's investments may cause the relative percentages to vary by more than 10%. The investment manager rebalances the Fund's portfolio to bring the Fund back to its typical allocation on a periodic basis, typically when market values deviate from target weights beyond predefined thresholds or

FUND SUMMARY

when the manager's view on asset classes changes. In addition, during adverse market conditions, the investment manager, in its sole discretion, may tactically manage the Fund's risk exposure on a Fund level, which could cause the Fund's allocations to vary by more than 10% from the stated allocations. The investment manager uses a variety of techniques to adjust the Fund's exposure to certain asset classes to manage risk including allocating additional assets or reducing assets allocated to certain sleeves, holding additional cash and cash equivalents in the Fund's portfolio, or using certain equity, interest rate and currency derivative instruments.

The Fund may invest in securities of U.S. and foreign companies in both the equity and fixed income sleeves, although the Fund currently does not anticipate investing more than 30% of its net assets in securities of issuers domiciled outside the United States. Through its sleeves, the Fund may invest in a variety of equity securities of any capitalization size and a variety of government and corporate fixed income investments that have variable or fixed interest rates and may be of any duration or maturity. In addition, the portfolio managers of the Fund's sleeves may focus on investing in fixed income securities that could include bonds, notes, debentures, banker's acceptances and commercial paper; loans and loan participations; floating rate notes and mortgage-backed or asset-backed securities. The Fund may also invest a small portion of its assets in other mutual funds, which include other Franklin Templeton affiliated mutual funds, and Franklin Templeton affiliated and third-party exchange-traded funds (ETFs) (underlying funds), in order to gain exposure to certain asset classes or for tactical positioning. The Fund generally invests in investment grade debt securities, but may invest a small portion of its total assets in bonds rated below investment grade.

The Fund regularly uses currency-related derivatives, including forward foreign currency exchange contracts, currency futures contracts, currency swaps and currency options to hedge (protect) against currency risks. The Fund also may, from time to time, use a variety of equity-related derivatives, which may include purchasing or selling call and put options on equity securities and equity security indices, futures on equity securities and equity indexes and options on equity index futures, for various purposes including enhancing Fund returns, increasing liquidity, gaining exposure to particular instruments in more efficient or less expensive ways and/or hedging risks relating to changes in certain equity markets. In addition, the Fund may, from time to time, use interest rate and credit derivatives, including interest rate swaps, interest rate/bond futures contracts and credit default swaps for various purposes including enhancing Fund returns, increasing liquidity, gaining exposure to particular instruments in more efficient or less expensive ways and/or hedging risks relating to changes in interest rates. The use of such derivative transactions may allow the Fund to obtain net long or net short exposures to selected markets, interest rates, countries, currencies or durations. The investment manager's risk overlay strategy may involve investing in derivatives in an effort to provide a

hedge against negative market events. When implemented, the risk overlay strategy will reduce the Fund's ability to benefit from positive market movements.

In determining an optimal mix of the equity and fixed income asset classes for the Fund, the investment manager assesses changing economic, market and industry conditions. The investment manager allocates among strategy sleeves utilizing a top-down approach, generating the Fund's strategy weightings by taking into account market conditions, risk factors, diversification, liquidity, transparency and other investment options, among other things.

Allocations to the individually managed sleeves discussed below typically will not exceed 20%, but will vary with market conditions; however, under normal market conditions, no sleeve constitutes a majority of the Fund's assets. The investment manager may select additional strategies managed by the investment manager or other Franklin Templeton affiliated managers for investment, other than those listed below, without notice to, or approval by, shareholders. Unless indicated, the individual strategy sleeves are managed by the investment manager.

ClearBridge Large Cap Growth Strategy. The strategy seeks long-term growth of capital by taking a concentrated, long-term approach to generating growth by owning three types of growth companies across the spectrum of growth and volatility that can thrive through varying market environments.

ClearBridge Large Cap Value Strategy. The strategy seeks long-term growth of capital by exploiting market inefficiencies to identify strong businesses at attractive valuations that it can hold for long time periods.

Franklin Emerging Markets Core Equity Strategy. This strategy seeks capital appreciation by investing in equity securities of issuers located in "emerging market countries". The investable universe typically includes equity securities of companies in the MSCI Emerging Market Equity Index. The investment manager uses a multi-factor process to determine securities that have favorable exposure to quality, value, momentum and alternative factors.

Franklin International Core Equity Strategy. This strategy seeks capital appreciation by investing predominately in non-U.S. equity securities of any capitalization. The investable universe typically includes both growth and value companies in the MSCI EAFE index. The investment manager uses a multi-factor process to determine securities that have favorable exposure to quality, value, momentum and alternative factors.

Franklin International Growth Strategy. The strategy seeks capital appreciation by investing predominantly in the equity securities of mid and large capitalization companies outside the U.S. with long-term growth potential.

Franklin U.S. Core Equity Strategy. This strategy seeks capital appreciation by investing in U.S. equity securities. The investable universe typically includes equity securities of companies in the Russell 1000 Index. The investment

manager uses a multi-factor process to determine securities that have favorable exposure to quality, value, momentum and alternative factors.

Franklin U.S. Smart Beta Equity Strategy. The strategy seeks long-term capital appreciation by investing substantially in U.S. equities using a proprietary, systematic model to screen, weigh and select securities, starting with those in a broad-market U.S. equity index (currently the Russell 1000 Index).

Templeton Foreign Strategy. The strategy seeks long-term capital growth by investing predominantly in foreign securities which are equity securities of companies located outside of the U.S., including developing markets.

Brandywine Global Opportunities Bond Strategy. The strategy seeks to maximize total return by investing at least 80% of its net assets in fixed income securities of issuers located in developed market countries. The Fund will invest in both investment grade and below investment grade fixed income securities.

Franklin Investment Grade Corporate Strategy. The strategy seeks as high a level of current income as is consistent with prudent investing, while seeking preservation of capital, by investing predominantly in investment grade corporate debt securities and investments.

Franklin U.S. Core Bond Strategy. This strategy seeks total return by investing substantially in bonds of U.S. issuers, including government, corporate debt, mortgage-backed and asset-backed securities. The strategy focuses predominately on investment grade debt securities and is generally expected to have sector, credit and duration exposures comparable to the Bloomberg U.S. Aggregate Bond Index.

Franklin U.S. Treasury Securities Strategy. This strategy seeks income by investing in direct obligations of the U.S. Treasury of any maturity and investments that provide exposure to direct obligations of the U.S. Treasury.

Putnam Core Bond Strategy. The strategy seeks high current income consistent with what the portfolio managers believe to be prudent risk, by investing in mortgage-backed securities, corporate bonds, and other government obligations.

Principal Risks

You could lose money by investing in the Fund. Mutual fund shares are not deposits or obligations of, or guaranteed or endorsed by, any bank, and are not insured by the Federal Deposit Insurance Corporation, the Federal Reserve Board, or any other agency of the U.S. government.

Market: The market values of securities or other investments owned by the Fund will go up or down, sometimes rapidly or unpredictably. The market value of a security or other investment may be reduced by market activity or other results of supply and demand unrelated to

the issuer. This is a basic risk associated with all investments. When there are more sellers than buyers, prices tend to fall. Likewise, when there are more buyers than sellers, prices tend to rise. In addition, the value of the Fund's investments may go up or down due to general market or other conditions that are not specifically related to a particular issuer, such as: real or perceived adverse economic changes, including widespread liquidity issues and defaults in one or more industries; changes in interest or exchange rates; unexpected natural and man-made world events, such as diseases or disasters; financial, political or social disruptions, including terrorism and war; and U.S. trade disputes or other disputes with specific countries that could result in tariffs, trade barriers and investment restrictions in certain securities in those countries. Any of these conditions can adversely affect the economies of many companies, sectors, nations, regions and the market in general, in ways that cannot necessarily be foreseen.

Stock prices tend to go up and down more dramatically than those of debt securities. A slower-growth or recessionary economic environment could have an adverse effect on the prices of the various stocks held by the Fund.

Management and Asset Allocation: The Fund is actively managed and could experience losses if the investment manager's or sub-advisors' judgment and decisions about markets, future volatility, interest rates, industries, sectors and regions or the attractiveness, relative values, liquidity, effectiveness or potential appreciation of particular investments made for the Fund's portfolio prove to be incorrect. The investment manager's allocation of Fund assets among different asset classes and strategy sleeves investments may not prove beneficial in light of subsequent market events. There can be no guarantee that these techniques or the investment manager's or sub-advisors' investment decisions will produce the desired results.

The investment manager and sub-advisors may use modeling systems to implement one or more investment strategies for the Fund. There is no assurance that the modeling systems are complete or accurate, or representative of future market cycles, nor will they necessarily be beneficial to the Fund even if they are accurate. They may negatively affect Fund performance and the ability of the Fund to meet its investment goal for various reasons including human judgment, inaccuracy of historical data and non-quantitative factors (such as market or trading system dysfunctions, investor fear or over-reaction).

Growth Style Investing: Growth stock prices reflect projections of future earnings or revenues, and can, therefore, fall dramatically if the company fails to meet those projections. Growth stocks may be more expensive relative to their current earnings or assets compared to value or other stocks, and if earnings growth expectations moderate, their valuations may return to more typical norms, causing their stock prices to fall. Prices of these companies' securities may be more volatile than other securities, particularly over the short term. In addition, investment styles

can go in and out of favor, which could cause additional volatility in the prices of the Fund's portfolio holdings.

Value Style Investing: A value stock may not increase in price as anticipated by the investment manager if other investors fail to recognize the company's value and bid up the price, the markets favor faster-growing companies, or the factors that the investment manager believes will increase the price of the security do not occur or do not have the anticipated effect.

Foreign Securities (non-U.S.): Investing in foreign securities typically involves more risks than investing in U.S. securities, and includes risks associated with: (i) internal and external political and economic developments – e.g., the political, economic and social policies and structures of some foreign countries may be less stable and more volatile than those in the U.S. or some foreign countries may be subject to trading restrictions or economic sanctions; diplomatic and political developments could affect the economies, industries, and securities and currency markets of the countries in which the Fund is invested, which can include rapid and adverse political changes; social instability; regional conflicts; sanctions imposed by the United States, other nations or other governmental entities, including supranational entities; terrorism; and war; (ii) trading practices – e.g., government supervision and regulation of foreign securities and currency markets, trading systems and brokers may be less than in the U.S.; (iii) availability of information – e.g., foreign issuers may not be subject to the same disclosure, accounting and financial reporting standards and practices as U.S. issuers; (iv) limited markets – e.g., the securities of certain foreign issuers may be less liquid (harder to sell) and more volatile; and (v) currency exchange rate fluctuations and policies – e.g., fluctuations may negatively affect investments denominated in foreign currencies and any income received or expenses paid by the Fund in that foreign currency. The risks of foreign investments may be greater in developing or emerging market countries.

Currency Management Strategies: Currency management strategies may substantially change the Fund's exposure to currency exchange rates and could result in losses to the Fund if currencies do not perform as the investment manager expects. In addition, currency management strategies, to the extent that they reduce the Fund's exposure to currency risks, also reduce the Fund's ability to benefit from favorable changes in currency exchange rates. Using currency management strategies for purposes other than hedging further increases the Fund's exposure to foreign investment losses. Currency markets generally are not as regulated as securities markets. In addition, currency rates may fluctuate significantly over short periods of time, and can reduce returns.

Small and Mid Capitalization Companies: Securities issued by small and mid capitalization companies may be more volatile in price than those of larger companies and may involve substantial risks. Such risks may include greater sensitivity to economic conditions, less certain growth

prospects, lack of depth of management and funds for growth and development, and limited or less developed product lines and markets. In addition, small and mid capitalization companies may be particularly affected by interest rate increases, as they may find it more difficult to borrow money to continue or expand operations, or may have difficulty in repaying any loans. The markets for securities issued by small and mid capitalization companies also tend to be less liquid than the markets for securities issued by larger companies.

Interest Rate: When interest rates rise, debt security prices generally fall. The opposite is also generally true: debt security prices rise when interest rates fall. Interest rate changes are influenced by a number of factors, including government policy, monetary policy, inflation expectations, perceptions of risk, and supply of and demand for bonds. In general, securities with longer maturities or durations are more sensitive to interest rate changes.

Credit: An issuer of debt securities may fail to make interest payments or repay principal when due, in whole or in part. Changes in an issuer's financial strength or in a security's or government's credit rating may affect a security's value.

Derivative Instruments: The performance of derivative instruments depends largely on the performance of an underlying instrument, such as a currency, security, interest rate or index, and such instruments often have risks similar to their underlying instrument, in addition to other risks. Derivative instruments involve costs and can create economic leverage in the Fund's portfolio which may result in significant volatility and cause the Fund to participate in losses (as well as gains) in an amount that exceeds the Fund's initial investment. Other risks include illiquidity, mispricing or improper valuation of the derivative instrument, and imperfect correlation between the value of the derivative and the underlying instrument so that the Fund may not realize the intended benefits. When a derivative is used for hedging, the change in value of the derivative may also not correlate specifically with the currency, security, interest rate, index or other risk being hedged. With over-the-counter derivatives, there is the risk that the other party to the transaction will fail to perform.

Income: The Fund's distributions to shareholders may decline when prevailing interest rates fall, when the Fund experiences defaults on debt securities it holds or when the Fund realizes a loss upon the sale of a debt security.

Mortgage Securities and Asset-Backed Securities: Mortgage securities differ from conventional debt securities because principal is paid back periodically over the life of the security rather than at maturity. The Fund may receive unscheduled payments of principal due to voluntary prepayments, refinancings or foreclosures on the underlying mortgage loans. Because of prepayments, mortgage securities may be less effective than some other types of debt securities as a means of "locking in" long-term interest rates and may have less potential for capital appreciation during periods of falling interest rates. A reduction in the anticipated rate of principal prepayments, especially during

periods of rising interest rates, may increase or extend the effective maturity and duration of mortgage securities, making them more sensitive to interest rate changes, subject to greater price volatility, and more susceptible than some other debt securities to a decline in market value when interest rates rise.

Issuers of asset-backed securities may have limited ability to enforce the security interest in the underlying assets, and credit enhancements provided to support the securities, if any, may be inadequate to protect investors in the event of default. Like mortgage securities, asset-backed securities are subject to prepayment and extension risks.

Prepayment: Prepayment risk occurs when a debt security can be repaid in whole or in part prior to the security's maturity and the Fund must reinvest the proceeds it receives, during periods of declining interest rates, in securities that pay a lower rate of interest. Also, if a security has been purchased at a premium, the value of the premium would be lost in the event of prepayment. Prepayments generally increase when interest rates fall.

Focus: To the extent that the Fund focuses on particular countries, regions, industries, sectors or types of investments from time to time, the Fund may be subject to greater risks of adverse developments in such areas of focus than a fund that invests in a wider variety of countries, regions, industries, sectors or investments.

Floating Rate Corporate Investments: Floating rate corporate loans and corporate debt securities generally have credit ratings below investment grade and may be subject to resale restrictions. They are often issued in connection with highly leveraged transactions, and may be subject to greater credit risks than other investments including the possibility of default or bankruptcy. In addition, a secondary market in corporate loans may be subject to irregular trading activity, wide bid/ask spreads and extended trade settlement periods, which may impair the ability to accurately value existing and prospective investments and to realize in a timely fashion the full value upon the sale of a corporate loan. A significant portion of floating rate investments may be "covenant lite" loans that may contain fewer or less restrictive constraints on the borrower or other borrower-friendly characteristics.

Investing in Underlying Investment Companies: To the extent the Fund invests in underlying investment companies, including ETFs, the Fund's performance is related to the performance of the underlying investment companies held by it. In addition, shareholders of the Fund will indirectly bear the fees and expenses of the underlying investment companies and such investments may be more costly than if the Fund had owned the underlying securities directly. In addition, the Fund pays brokerage commissions in connection with the purchase and sale of shares of ETFs.

Liquidity: The trading market for a particular security or type of security or other investments in which the Fund invests may become less liquid or even illiquid. Reduced liquidity will have an adverse impact on the Fund's ability to

sell such securities or other investments when necessary to meet the Fund's liquidity needs, which may arise or increase in response to a specific economic event or because the investment manager wishes to purchase particular investments or believes that a higher level of liquidity would be advantageous. Reduced liquidity will also generally lower the value of such securities or other investments. Market prices for such securities or other investments may be relatively volatile.

High-Yield Debt Instruments: Issuers of lower-rated or "high-yield" debt instruments (also known as "junk bonds") are not as strong financially as those issuing higher credit quality debt instruments. High-yield debt instruments are generally considered predominantly speculative by the applicable rating agencies as their issuers are more likely to encounter financial difficulties because they may be more highly leveraged, or because of other considerations. In addition, high yield debt instruments generally are more vulnerable to changes in the relevant economy, such as a recession or a sustained period of rising interest rates, that could affect their ability to make interest and principal payments when due. The prices of high-yield debt instruments generally fluctuate more than those of higher credit quality. High-yield debt instruments are generally more illiquid (harder to sell) and harder to value.

Cybersecurity: Cybersecurity incidents, both intentional and unintentional, may allow an unauthorized party to gain access to Fund assets, Fund or customer data (including private shareholder information), or proprietary information, cause the Fund, the investment manager, and/or their service providers (including, but not limited to, Fund accountants, custodians, sub-custodians, transfer agents and financial intermediaries) to suffer data breaches, data corruption or loss of operational functionality or prevent Fund investors from purchasing, redeeming or exchanging shares or receiving distributions. The investment manager has limited ability to prevent or mitigate cybersecurity incidents affecting third party service providers, and such third party service providers may have limited indemnification obligations to the Fund or the investment manager. Cybersecurity incidents may result in financial losses to the Fund and its shareholders, and substantial costs may be incurred in an effort to prevent or mitigate future cybersecurity incidents. Issuers of securities in which the Fund invests are also subject to cybersecurity risks, and the value of these securities could decline if the issuers experience cybersecurity incidents.

Because technology is frequently changing, new ways to carry out cyber attacks are always developing. Therefore, there is a chance that some risks have not been identified or prepared for, or that an attack may not be detected, which puts limitations on the Fund's ability to plan for or respond to a cyber attack. Like other funds and business enterprises, the Fund, the investment manager, and their service providers are subject to the risk of cyber incidents occurring from time to time.

FUND SUMMARY

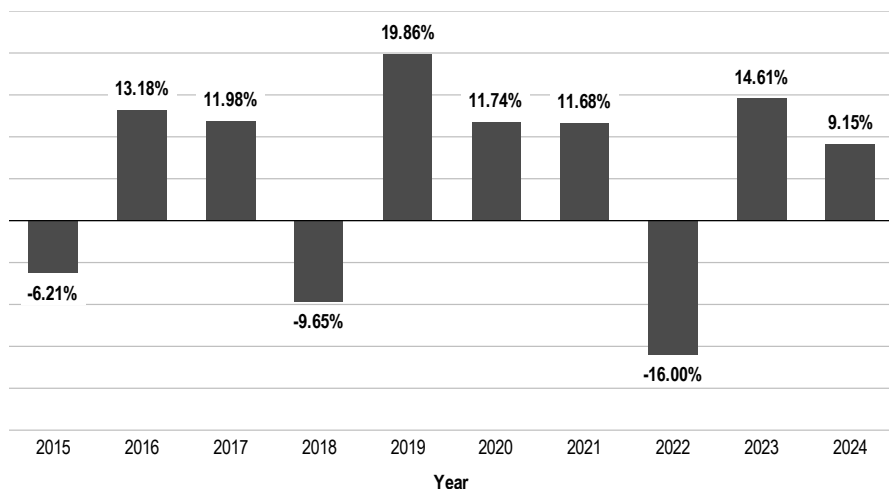
Performance

The following bar chart and table provide some indication of the risks of investing in the Fund. The bar chart shows changes in the Fund's performance from year to year for Class 2 shares. The table shows how the Fund's average annual returns for 1 year, 5 years, 10 years or since inception, as applicable, compared with those of a broad measure of market performance, additional indexes with characteristics relevant to the Fund and the Linked Allocation VIP Fund Index, which reflects the performance of 50% S&P 500® Index, 33.33% MSCI World ex-US Index-NR, and 16.67% Bloomberg U.S. Aggregate Index from the Fund's inception through April 30, 2019 and 40% S&P 500®

Index, 40% Bloomberg U.S. Aggregate Index and 20% MSCI World ex-US Index-NR thereafter. The Fund's past performance is not necessarily an indication of how the Fund will perform in the future. On May 1, 2019, the Fund's investment strategies changed. The performance below prior to May 1, 2019 is attributable to the Fund's performance before the strategy changes.

Performance reflects all Fund expenses but does not include any fees or sales charges imposed by variable insurance contracts, qualified plans or funds of funds. If they had been included, the returns shown below would be lower. Investors should consult the variable insurance contract prospectus, or the disclosure documents for qualified plans or funds of funds for more information.

Class 2 Annual Total Returns



Best Quarter:	2020, Q2	13.78%
Worst Quarter:	2020, Q1	-13.36%

Average Annual Total Returns

For periods ended December 31, 2024

	1 Year	5 Years	10 Years
Franklin Allocation VIP Fund - Class 1	9.33%	5.83%	5.63%
Franklin Allocation VIP Fund - Class 2	9.15%	5.57%	5.38%
Franklin Allocation VIP Fund - Class 4	8.89%	5.45%	5.25%
Russell 3000® Index (index reflects no deduction for fees, expenses or taxes)	23.81%	13.86%	12.54%
S&P 500® Index (index reflects no deduction for fees, expenses or taxes)	25.02%	14.52%	13.10%
Bloomberg US Aggregate Index (index reflects no deduction for fees, expenses or taxes)	1.25%	-0.33%	1.35%
MSCI World ex-US Index-NR (index reflects no deduction for fees, expenses or taxes but are net of dividend tax withholding)	4.70%	5.10%	5.26%
Linked Allocation VIP Fund Benchmark (index reflects no deduction for fees, expenses or taxes)	11.09%	6.84%	7.59%

No one index is representative of the Fund's portfolio.

Important data provider notices and terms are available at www.franklintempletondatasources.com. All data is subject to change.

Investment Manager

Franklin Advisers, Inc. (Advisers or investment manager)

Portfolio Managers

Thomas A. Nelson, CFA

Portfolio Manager of Advisers and portfolio manager of the Fund since 2019.

Jacqueline Kenney, CFA

Portfolio Manager of Advisers and portfolio manager of the Fund since 2022.

Berkeley Belknap

Portfolio Manager of Advisers and portfolio manager of the Fund since January 2025.

Purchase and Sale of Fund Shares

Shares of the Fund are sold to insurance companies' separate accounts (Insurers) to fund variable annuity or variable life insurance contracts and to qualified plans. Insurance companies offer variable annuity and variable life insurance products through separate accounts. Shares of the Fund may also be sold to other mutual funds, either as underlying funds in a fund of funds or in other structures. In addition, Fund shares are held by a limited number of Insurers, qualified retirement plans and, when applicable, funds of funds. Substantial withdrawals by one or more Insurers, qualified retirement plans or funds of funds could reduce Fund assets, causing total Fund expenses to become higher than the numbers shown in the fees and expenses table above.

The terms of the offering of interests in separate accounts are included in the variable annuity or variable life insurance product prospectus. The terms of offerings of funds of funds are included in those funds' prospectuses. The terms of offering of qualified retirement plans are described in their disclosure documents. Investors should consult the variable contract prospectus, fund of fund prospectus, or plan disclosure documents for more information on fees and expenses imposed by variable insurance contracts, funds of funds or qualified retirement plans, respectively.

Taxes

Because shares of the Fund are generally purchased through variable annuity contracts or variable life insurance contracts, the Fund's distributions (which the Fund expects, based on its investment goals and strategies to consist of ordinary income, capital gains or some combination of both) will be exempt from current taxation if left to accumulate

within the variable contract. You should refer to your contract prospectus for more information on these tax consequences.

Payments to Sponsoring Insurance Companies and Other Financial Intermediaries

The Fund or its distributor (and related companies) may pay broker/dealers or other financial intermediaries (such as banks and insurance companies, or their related companies) for the sale and retention of variable contracts which offer Fund shares and/or for other services. These payments may create a conflict of interest for an intermediary or be a factor in the insurance company's decision to include the Fund as an investment option in its variable contract. For more information, ask your insurance company or financial advisor, visit your insurance company's or intermediary's website, or consult the Contract prospectus or this Fund prospectus.

This page intentionally left blank

FRANKLIN DYNATECH VIP FUND

Investment Goal

Capital appreciation.

Fees and Expenses of the Fund

This table describes the fees and expenses that you may pay if you buy, hold and sell shares of the Fund. **The table and the example do not include any fees or sales charges imposed by variable insurance contracts, qualified retirement plans or funds of funds.** If they were included, your costs would be higher.

Annual Fund Operating Expenses

(expenses that you pay each year as a percentage of the value of your investment)

	Class 2	Class 4
Management fees	0.58%	0.58%
Distribution and service (12b-1) fees	0.25%	0.35%
Other expenses	0.04%	0.04%
Total annual Fund operating expenses	0.87%	0.97%

Example

This Example is intended to help you compare the cost of investing in the Fund with the cost of investing in other mutual funds. The Example assumes that you invest \$10,000 in the Fund for the time periods indicated and then redeem all of your shares at the end of the period. The Example also assumes that your investment has a 5% return each year and that the Fund's operating expenses remain the same. Although your actual costs may be higher or lower, based on these assumptions your costs would be:

	1 Year	3 Years	5 Years	10 Years
Class 2	\$89	\$277	\$481	\$1,072
Class 4	\$99	\$309	\$536	\$1,189

Portfolio Turnover

The Fund pays transaction costs, such as commissions, when it buys and sells securities (or "turns over" its portfolio). A higher portfolio turnover rate may indicate higher transaction costs. These costs, which are not reflected in annual Fund operating expenses or in the Example, affect the Fund's performance. During the most recent fiscal year, the Fund's portfolio turnover rate was 21.64% of the average value of its portfolio.

Principal Investment Strategies

Under normal market conditions, the Fund seeks investments primarily in equity securities of companies that the investment manager believes are leaders in innovation, take advantage of new technologies, have superior management, and benefit from new industry conditions in the dynamically changing global economy. The Fund invests predominantly in common stock.

In pursuing these objectives, the investment manager may invest in companies in any economic sector or of any market capitalization both inside and outside of the United States, including emerging markets. The Fund may also invest in depositary receipts.

Although the investment manager searches for investments across a large number of sectors, it expects to have significant positions in particular sectors. These sectors may include, for example, technology (including software and internet) and healthcare (including biotechnology). Due to market appreciation, if the market prices of securities held by the Fund rise, the Fund's investment in a sector or the securities of a single company may come to represent a significant portion of the Fund's portfolio. Nevertheless, the investment manager will maintain such a position so long as it believes that the company or sector continues to meet its investment guidelines.

The investment manager uses fundamental, "bottom-up" research to seek companies meeting its criteria of growth potential, quality and valuation. In seeking sustainable growth characteristics, the investment manager looks for companies that it believes can produce sustainable earnings and cash flow growth, evaluating the long term market opportunity and competitive structure of an industry to target leaders and emerging leaders. In assessing value, the investment manager considers whether security prices fully reflect the balance of the sustainable growth opportunities relative to business and financial risks.

Principal Risks

You could lose money by investing in the Fund. Mutual fund shares are not deposits or obligations of, or guaranteed or endorsed by, any bank, and are not insured by the Federal Deposit Insurance Corporation, the Federal Reserve Board, or any other agency of the U.S. government.

Market: The market values of securities or other investments owned by the Fund will go up or down, sometimes rapidly or unpredictably. The market value of a security or other investment may be reduced by market activity or other results of supply and demand unrelated to the issuer. This is a basic risk associated with all

FUND SUMMARY

investments. When there are more sellers than buyers, prices tend to fall. Likewise, when there are more buyers than sellers, prices tend to rise. In addition, the value of the Fund's investments may go up or down due to general market or other conditions that are not specifically related to a particular issuer, such as: real or perceived adverse economic changes, including widespread liquidity issues and defaults in one or more industries; changes in interest or exchange rates; unexpected natural and man-made world events, such as diseases or disasters; financial, political or social disruptions, including terrorism and war; and U.S. trade disputes or other disputes with specific countries that could result in tariffs, trade barriers and investment restrictions in certain securities in those countries. Any of these conditions can adversely affect the economies of many companies, sectors, nations, regions and the market in general, in ways that cannot necessarily be foreseen.

Stock prices tend to go up and down more dramatically than those of debt securities. A slower-growth or recessionary economic environment could have an adverse effect on the prices of the various stocks held by the Fund.

Management: The Fund is subject to management risk because it is an actively managed investment portfolio. The Fund's investment manager applies investment techniques and risk analyses in making investment decisions for the Fund, but there can be no guarantee that these decisions will produce the desired results.

Growth Style Investing: Growth stock prices reflect projections of future earnings or revenues, and can, therefore, fall dramatically if the company fails to meet those projections. Growth stocks may be more expensive relative to their current earnings or assets compared to value or other stocks, and if earnings growth expectations moderate, their valuations may return to more typical norms, causing their stock prices to fall. Prices of these companies' securities may be more volatile than other securities, particularly over the short term. In addition, investment styles can go in and out of favor, which could cause additional volatility in the prices of the Fund's portfolio holdings.

Focus: To the extent that the Fund focuses on particular countries, regions, industries, sectors or types of investments from time to time, the Fund may be subject to greater risks of adverse developments in such areas of focus than a fund that invests in a wider variety of countries, regions, industries, sectors or investments.

Technology companies: Companies in the technology sector have historically been volatile due to the rapid pace of product change and development within the sector. For example, their products and services may not prove commercially successful or may become obsolete quickly. In addition, delays in or cancellation of the release of anticipated products or services may also affect the price of a technology company's stock. Technology companies are subject to significant competitive pressures, such as new market entrants, aggressive pricing and tight profit margins. The activities of these companies may also be adversely affected by changes in government regulations, worldwide

technological developments or investor perception of a company and/or its products or services. The stock prices of companies operating within this sector may be subject to abrupt or erratic movements.

Healthcare companies: The activities of healthcare companies may be funded or subsidized by federal and state governments. If government funding and subsidies are reduced or discontinued, the profitability of these companies could be adversely affected. Healthcare companies may also be affected by government policies on healthcare reimbursements, regulatory approval for new drugs and medical products, and similar matters. They are also subject to legislative risk, i.e., the risks associated with the reform of the healthcare system through legislation.

Small and Mid Capitalization Companies: Securities issued by small and mid capitalization companies may be more volatile in price than those of larger companies and may involve substantial risks. Such risks may include greater sensitivity to economic conditions, less certain growth prospects, lack of depth of management and funds for growth and development, and limited or less developed product lines and markets. In addition, small and mid capitalization companies may be particularly affected by interest rate increases, as they may find it more difficult to borrow money to continue or expand operations, or may have difficulty in repaying any loans. The markets for securities issued by small and mid capitalization companies also tend to be less liquid than the markets for securities issued by larger companies.

Foreign Securities (non-U.S.): Investing in foreign securities typically involves more risks than investing in U.S. securities, including risks related to currency exchange rates and policies, country or government specific issues, less favorable trading practices or regulation and greater price volatility. Certain of these risks also may apply to securities of U.S. companies with significant foreign operations. The risks of investing in foreign securities are typically greater in less developed or emerging market countries.

Cybersecurity: Cybersecurity incidents, both intentional and unintentional, may allow an unauthorized party to gain access to Fund assets, Fund or customer data (including private shareholder information), or proprietary information, cause the Fund, the investment manager, and/or their service providers (including, but not limited to, Fund accountants, custodians, sub-custodians, transfer agents and financial intermediaries) to suffer data breaches, data corruption or loss of operational functionality or prevent Fund investors from purchasing, redeeming or exchanging shares or receiving distributions. The investment manager has limited ability to prevent or mitigate cybersecurity incidents affecting third party service providers, and such third party service providers may have limited indemnification obligations to the Fund or the investment manager. Cybersecurity incidents may result in financial losses to the Fund and its shareholders, and substantial costs may be incurred in an effort to prevent or mitigate future cybersecurity incidents. Issuers of securities in which the

Fund invests are also subject to cybersecurity risks, and the value of these securities could decline if the issuers experience cybersecurity incidents.

Because technology is frequently changing, new ways to carry out cyber attacks are always developing. Therefore, there is a chance that some risks have not been identified or prepared for, or that an attack may not be detected, which puts limitations on the Fund's ability to plan for or respond to a cyber attack. Like other funds and business enterprises, the Fund, the investment manager, and their service providers are subject to the risk of cyber incidents occurring from time to time.

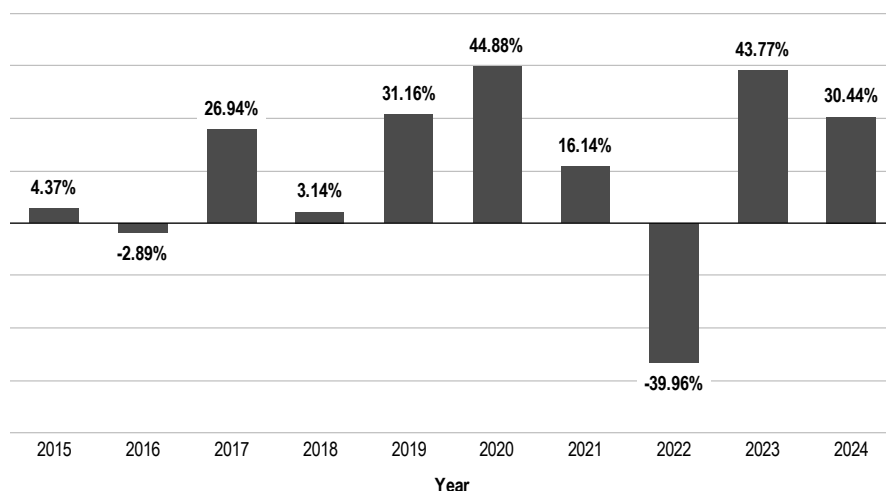
Performance

The following bar chart and table provide some indication of the risks of investing in the Fund. The bar chart shows

changes in the Fund's performance from year to year for Class 2 shares. The table shows how the Fund's average annual returns for 1 year, 5 years, 10 years or since inception, as applicable, compared with those of a broad measure of market performance and additional indexes with characteristics relevant to the Fund. The Fund's past performance is not necessarily an indication of how the Fund will perform in the future. On May 1, 2021, the Fund's investment strategies changed. The performance below prior to May 1, 2021 is attributable to the Fund's performance before the strategy changes.

Performance reflects all Fund expenses but does not include any fees or sales charges imposed by variable insurance contracts, qualified plans or funds of funds. If they had been included, the returns shown below would be lower. Investors should consult the variable insurance contract prospectus, or the disclosure documents for qualified plans or funds of funds for more information.

Class 2 Annual Total Returns



Best Quarter:	2020, Q2	27.30%
Worst Quarter:	2022, Q2	-23.87%

Average Annual Total Returns

For periods ended December 31, 2024

	1 Year	5 Years	10 Years
Franklin DynaTech VIP Fund - Class 2	30.44%	13.64%	12.67%
Franklin DynaTech VIP Fund - Class 4	30.29%	13.52%	12.57%
Russell 3000® Index (index reflects no deduction for fees, expenses or taxes)	23.81%	13.86%	12.54%
Russell 1000® Growth Index (index reflects no deduction for fees, expenses or taxes)	33.36%	18.95%	16.77%
S&P 500® Index (index reflects no deduction for fees, expenses or taxes)	25.02%	14.52%	13.10%

No one index is representative of the Fund's portfolio.

Important data provider notices and terms are available at www.franklintempletondatasources.com. All data is subject to change.

Investment Manager

Franklin Advisers, Inc. (Advisers or investment manager)

Portfolio Manager

Matthew J. Moberg, CPA

Senior Vice President of Advisers and portfolio manager of the Fund since inception (2005).

Purchase and Sale of Fund Shares

Shares of the Fund are sold to insurance companies' separate accounts (Insurers) to fund variable annuity or variable life insurance contracts and to qualified plans. Insurance companies offer variable annuity and variable life insurance products through separate accounts. Shares of the Fund may also be sold to other mutual funds, either as underlying funds in a fund of funds or in other structures. In addition, Fund shares are held by a limited number of Insurers, qualified retirement plans and, when applicable, funds of funds. Substantial withdrawals by one or more Insurers, qualified retirement plans or funds of funds could reduce Fund assets, causing total Fund expenses to become higher than the numbers shown in the fees and expenses table above.

The terms of the offering of interests in separate accounts are included in the variable annuity or variable life insurance product prospectus. The terms of offerings of funds of funds are included in those funds' prospectuses. The terms of offering of qualified retirement plans are described in their

disclosure documents. Investors should consult the variable contract prospectus, fund of fund prospectus, or plan disclosure documents for more information on fees and expenses imposed by variable insurance contracts, funds of funds or qualified retirement plans, respectively.

Taxes

Because shares of the Fund are generally purchased through variable annuity contracts or variable life insurance contracts, the Fund's distributions (which the Fund expects, based on its investment goals and strategies to consist of ordinary income, capital gains or some combination of both) will be exempt from current taxation if left to accumulate within the variable contract. You should refer to your contract prospectus for more information on these tax consequences.

Payments to Sponsoring Insurance Companies and Other Financial Intermediaries

The Fund or its distributor (and related companies) may pay broker/dealers or other financial intermediaries (such as banks and insurance companies, or their related companies) for the sale and retention of variable contracts which offer Fund shares and/or for other services. These payments may create a conflict of interest for an intermediary or be a factor in the insurance company's decision to include the Fund as an investment option in its variable contract. For more information, ask your insurance company or financial advisor, visit your insurance company's or intermediary's website, or consult the Contract prospectus or this Fund prospectus.

FRANKLIN GLOBAL REAL ESTATE VIP FUND

Investment Goal

High total return.

Fees and Expenses of the Fund

This table describes the fees and expenses that you may pay if you buy, hold and sell shares of the Fund. **The table and the example do not include any fees or sales charges imposed by variable insurance contracts, qualified retirement plans or funds of funds.** If they were included, your costs would be higher.

Annual Fund Operating Expenses

(expenses that you pay each year as a percentage of the value of your investment)

	Class 1	Class 2
Management fees	1.05%	1.05%
Distribution and service (12b-1) fees	None	0.25%
Other expenses ¹	0.12%	0.12%
Total annual Fund operating expenses	1.17%	1.42%
Fee waiver and/or expense reimbursement ²	-0.17%	-0.17%
Total annual Fund operating expenses after fee waiver and/or expense reimbursement	1.00%	1.25%

¹ Other expenses have been restated to reflect fees and expenses for the current fiscal year. Consequently, the total annual Fund operating expenses differ from the ratio of expenses to average net assets shown in the Financial Highlights.

² The investment manager has agreed to waive fees and/or reimburse operating expenses (excluding Rule 12b-1 fees, acquired fund fees and expenses, interest expense and certain non-routine expenses or costs, such as those relating to litigation, indemnification, reorganizations and liquidations) for the Fund so that the ratio of total annual fund operating expenses will not exceed 1.00% for each share class. The investment manager has also agreed to reduce its fees to reflect reduced services resulting from the Fund's investments in Franklin Templeton affiliated funds. These contractual arrangements are expected to continue until April 30, 2026. During the terms, the fee waiver and expense reimbursement agreements may not be terminated or amended without approval of the board of trustees except to add series or classes, to reflect the extension of termination dates or to lower the waiver and expense limitation (which would result in lower fees for shareholders).

Example

This Example is intended to help you compare the cost of investing in the Fund with the cost of investing in other mutual funds. The Example assumes that you invest \$10,000 in the Fund for the time periods indicated and then redeem all of your shares at the end of the period. The Example also assumes that your investment has a 5% return each year and that the Fund's operating expenses remain the same. The Example reflects adjustments made to the Fund's operating expenses due to the fee waivers and/or expense reimbursements by management for the 1 Year numbers only. Although your actual costs may be higher or lower, based on these assumptions your costs would be:

	1 Year	3 Years	5 Years	10 Years
Class 1	\$102	\$355	\$628	\$1,408
Class 2	\$127	\$432	\$760	\$1,688

Portfolio Turnover

The Fund pays transaction costs, such as commissions, when it buys and sells securities (or "turns over" its portfolio). A higher portfolio turnover rate may indicate higher transaction costs. These costs, which are not reflected in annual Fund operating expenses or in the Example, affect the Fund's performance. During the most recent fiscal year, the Fund's portfolio turnover rate was 38.41% of the average value of its portfolio.

Principal Investment Strategies

Under normal market conditions, the Fund invests at least 80% of its net assets in investments of companies located anywhere in the world that operate in the real estate sector. These companies include real estate investment trusts (REITs) and similar REIT-like entities domiciled outside the U.S.; companies qualifying under U.S. federal tax law as REITs; and companies that derive at least half of their assets or revenues from the ownership, management, development or sale of residential or commercial real estate (such as real estate operating or service companies). Under normal market conditions the Fund expects to invest in foreign securities (including emerging markets securities) in an amount equal to at least the lesser of: (a) 40% of its net assets, unless market conditions are not deemed favorable by the investment manager, in which case 30% of its net assets; or (b) the percentage of foreign issuers represented in the FTSE EPRA/NAREIT Developed Index minus 5%.

A REIT is a type of real estate company that is dedicated to owning and usually operating income-producing real estate such as apartments, hotels, industrial properties, office building or shopping centers. REITs typically concentrate on a specific geographic region or property type. The Fund may also invest in issuers engaged in businesses whose products and services are related to the real estate sector.

The Fund currently expects to be invested predominantly in equity securities, primarily common stocks. Although the Fund generally does not hedge its foreign currency exposure, currency-related derivative instruments such as forward currency exchange contracts may be used from time-to-time to help manage currency risks and manage local currency exposure.

FUND SUMMARY

The investment manager seeks to limit price volatility by investing across markets and property types. When selecting investments for the Fund's portfolio, the investment manager applies a "bottom-up" stock selection process that incorporates macro-level views in the evaluation process. The investment manager's portfolio construction process combines: bottom-up analysis of individual stock and real estate market fundamentals; and top-down macro overlays to provide country/regional, property type, and company size perspectives in identifying international/local cyclical and thematic trends that highlight investment opportunities.

Principal Risks

You could lose money by investing in the Fund. Mutual fund shares are not deposits or obligations of, or guaranteed or endorsed by, any bank, and are not insured by the Federal Deposit Insurance Corporation, the Federal Reserve Board, or any other agency of the U.S. government.

Real Estate Securities: By concentrating in the real estate industry, the Fund carries much greater risk of adverse developments in the real estate industry than a fund that invests in a wide variety of industries. Because the Fund concentrates in the real estate industry, there is also the risk that the Fund will perform poorly during a slump in demand for real estate securities. To the extent that the Fund focuses on a particular geographical region of a country, the Fund may be subject to greater risks of adverse developments in that area than a fund that does not focus its investments in a particular region. Real estate values rise and fall in response to a variety of factors, including: local, regional, national and global economic conditions; interest rates; tax and insurance considerations; changes in zoning and other property-related laws; environmental regulations or hazards; overbuilding; increases in property taxes and operating expenses; or value decline in a neighborhood. When economic growth is slow, demand for property decreases and prices may decline.

REITs: A REIT's performance depends on the types, values and locations of the properties and companies it owns and how well those properties and companies are managed. A decline in rental income may occur because of extended vacancies, increased competition from other properties, tenants' failure to pay rent or poor management. Because a REIT may be invested in a limited number of projects or in a particular market segment, it may be more susceptible to adverse developments affecting a single project or market segment than more broadly diversified investments. Loss of status as a qualified REIT under the U.S. federal tax laws could adversely affect the value of a particular REIT or the market for REITs as a whole. These risks may also apply to securities of REIT-like entities domiciled outside the U.S.

Foreign Securities (non-U.S.): Investing in foreign securities typically involves more risks than investing in U.S. securities, and includes risks associated with: (i) internal and external political and economic developments – e.g., the

political, economic and social policies and structures of some foreign countries may be less stable and more volatile than those in the U.S. or some foreign countries may be subject to trading restrictions or economic sanctions; diplomatic and political developments could affect the economies, industries, and securities and currency markets of the countries in which the Fund is invested, which can include rapid and adverse political changes; social instability; regional conflicts; sanctions imposed by the United States, other nations or other governmental entities, including supranational entities; terrorism; and war; (ii) trading practices – e.g., government supervision and regulation of foreign securities and currency markets, trading systems and brokers may be less than in the U.S.; (iii) availability of information – e.g., foreign issuers may not be subject to the same disclosure, accounting and financial reporting standards and practices as U.S. issuers; (iv) limited markets – e.g., the securities of certain foreign issuers may be less liquid (harder to sell) and more volatile; and (v) currency exchange rate fluctuations and policies – e.g., fluctuations may negatively affect investments denominated in foreign currencies and any income received or expenses paid by the Fund in that foreign currency. The risks of foreign investments may be greater in developing or emerging market countries.

Market: The market values of securities or other investments owned by the Fund will go up or down, sometimes rapidly or unpredictably. The market value of a security or other investment may be reduced by market activity or other results of supply and demand unrelated to the issuer. This is a basic risk associated with all investments. When there are more sellers than buyers, prices tend to fall. Likewise, when there are more buyers than sellers, prices tend to rise. In addition, the value of the Fund's investments may go up or down due to general market or other conditions that are not specifically related to a particular issuer, such as: real or perceived adverse economic changes, including widespread liquidity issues and defaults in one or more industries; changes in interest or exchange rates; unexpected natural and man-made world events, such as diseases or disasters; financial, political or social disruptions, including terrorism and war; and U.S. trade disputes or other disputes with specific countries that could result in tariffs, trade barriers and investment restrictions in certain securities in those countries. Any of these conditions can adversely affect the economies of many companies, sectors, nations, regions and the market in general, in ways that cannot necessarily be foreseen.

Stock prices tend to go up and down more dramatically than those of debt securities. A slower-growth or recessionary economic environment could have an adverse effect on the prices of the various stocks held by the Fund.

Liquidity: The trading market for a particular security or type of security or other investments in which the Fund invests may become less liquid or even illiquid. Reduced liquidity will have an adverse impact on the Fund's ability to sell such securities or other investments when necessary to meet the Fund's liquidity needs, which may arise or increase

in response to a specific economic event or because the investment manager wishes to purchase particular investments or believes that a higher level of liquidity would be advantageous. Reduced liquidity will also generally lower the value of such securities or other investments. Market prices for such securities or other investments may be relatively volatile.

Derivative Instruments: The performance of derivative instruments depends largely on the performance of an underlying instrument, such as a currency, security, interest rate or index, and such instruments often have risks similar to their underlying instrument, in addition to other risks. Derivative instruments involve costs and can create economic leverage in the Fund's portfolio which may result in significant volatility and cause the Fund to participate in losses (as well as gains) in an amount that exceeds the Fund's initial investment. Other risks include illiquidity, mispricing or improper valuation of the derivative instrument, and imperfect correlation between the value of the derivative and the underlying instrument so that the Fund may not realize the intended benefits. When a derivative is used for hedging, the change in value of the derivative may also not correlate specifically with the currency, security, interest rate, index or other risk being hedged. With over-the-counter derivatives, there is the risk that the other party to the transaction will fail to perform.

Management: The Fund is subject to management risk because it is an actively managed investment portfolio. The Fund's investment manager applies investment techniques and risk analyses in making investment decisions for the Fund, but there can be no guarantee that these decisions will produce the desired results.

Cybersecurity: Cybersecurity incidents, both intentional and unintentional, may allow an unauthorized party to gain access to Fund assets, Fund or customer data (including private shareholder information), or proprietary information, cause the Fund, the investment manager, and/or their service providers (including, but not limited to, Fund accountants, custodians, sub-custodians, transfer agents and financial intermediaries) to suffer data breaches, data corruption or loss of operational functionality or prevent Fund investors from purchasing, redeeming or exchanging shares or receiving distributions. The investment manager has limited ability to prevent or mitigate cybersecurity incidents affecting third party service providers, and such third party service providers may have limited indemnification obligations to the Fund or the investment manager. Cybersecurity incidents may result in financial losses to the Fund and its shareholders, and substantial costs may be incurred in an effort to prevent or mitigate future cybersecurity incidents. Issuers of securities in which the Fund invests are also subject to cybersecurity risks, and the value of these securities could decline if the issuers experience cybersecurity incidents.

Because technology is frequently changing, new ways to carry out cyber attacks are always developing. Therefore, there is a chance that some risks have not been identified or

prepared for, or that an attack may not be detected, which puts limitations on the Fund's ability to plan for or respond to a cyber attack. Like other funds and business enterprises, the Fund, the investment manager, and their service providers are subject to the risk of cyber incidents occurring from time to time.

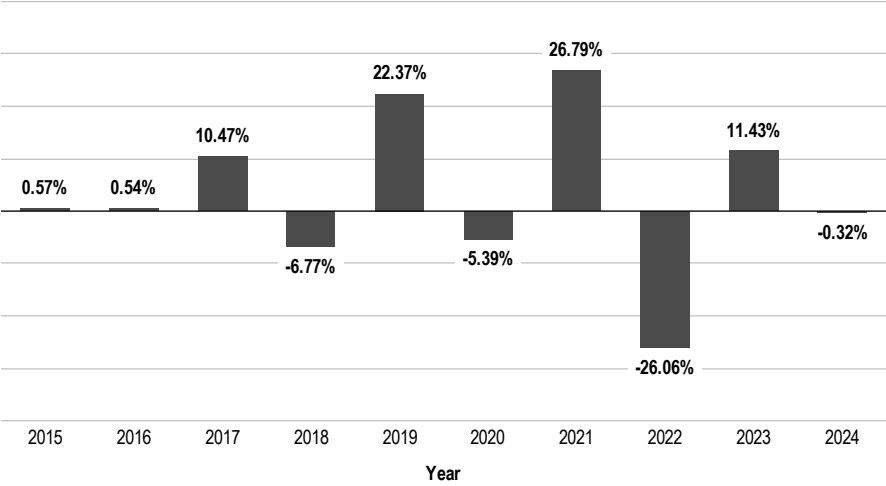
Performance

The following bar chart and table provide some indication of the risks of investing in the Fund. The bar chart shows changes in the Fund's performance from year to year for Class 2 shares. The table shows how the Fund's average annual returns for 1 year, 5 years, 10 years or since inception, as applicable, compared with those of a broad measure of market performance and an additional index with

characteristics relevant to the Fund. The Fund's past performance is not necessarily an indication of how the Fund will perform in the future.

Performance reflects all Fund expenses but does not include any fees or sales charges imposed by variable insurance contracts, qualified plans or funds of funds. If they had been included, the returns shown below would be lower. Investors should consult the variable insurance contract prospectus, or the disclosure documents for qualified plans or funds of funds for more information.

Class 2 Annual Total Returns



Best Quarter:	2019, Q1	15.20%
Worst Quarter:	2020, Q1	-25.71%

Average Annual Total Returns
For periods ended December 31, 2024

	1 Year	5 Years	10 Years
Franklin Global Real Estate VIP Fund - Class 1	0.03%	-0.04%	2.56%
Franklin Global Real Estate VIP Fund - Class 2	-0.32%	-0.30%	2.30%
MSCI All Country World Index-NR (index reflects no deduction for fees, expenses or taxes but are net of dividend tax withholding)	17.49%	10.06%	9.23%
FTSE EPRA/NAREIT Developed Index (index reflects no deduction for fees, expenses or taxes)	1.99%	-0.03%	3.20%

No one index is representative of the Fund's portfolio.
Important data provider notices and terms are available at www.franklintempletondatasources.com. All data is subject to change.

Investment Manager

Franklin Advisers, Inc. (Advisers or investment manager)

Portfolio Managers

Daniel Scher

Vice President of Advisers and co-lead portfolio manager of the Fund since 2019.

Blair Schmicker, CFA

Vice President of Advisers and co-lead portfolio manager of the Fund since 2019.

Purchase and Sale of Fund Shares

Shares of the Fund are sold to insurance companies' separate accounts (Insurers) to fund variable annuity or variable life insurance contracts and to qualified plans. Insurance companies offer variable annuity and variable life insurance products through separate accounts. Shares of the Fund may also be sold to other mutual funds, either as underlying funds in a fund of funds or in other structures. In addition, Fund shares are held by a limited number of Insurers, qualified retirement plans and, when applicable, funds of funds. Substantial withdrawals by one or more Insurers, qualified retirement plans or funds of funds could reduce Fund assets, causing total Fund expenses to become higher than the numbers shown in the fees and expenses table above.

The terms of the offering of interests in separate accounts are included in the variable annuity or variable life insurance product prospectus. The terms of offerings of funds of funds are included in those funds' prospectuses. The terms of offering of qualified retirement plans are described in their disclosure documents. Investors should consult the variable contract prospectus, fund of fund prospectus, or plan disclosure documents for more information on fees and expenses imposed by variable insurance contracts, funds of funds or qualified retirement plans, respectively.

Taxes

Because shares of the Fund are generally purchased through variable annuity contracts or variable life insurance contracts, the Fund's distributions (which the Fund expects, based on its investment goals and strategies to consist of ordinary income, capital gains or some combination of both) will be exempt from current taxation if left to accumulate within the variable contract. You should refer to your contract prospectus for more information on these tax consequences.

Payments to Sponsoring Insurance Companies and Other Financial Intermediaries

The Fund or its distributor (and related companies) may pay broker/dealers or other financial intermediaries (such as banks and insurance companies, or their related companies) for the sale and retention of variable contracts which offer Fund shares and/or for other services. These payments may create a conflict of interest for an intermediary or be a factor in the insurance company's decision to include the Fund as an investment option in its variable contract. For more information, ask your insurance company or financial advisor, visit your insurance company's or intermediary's website, or consult the Contract prospectus or this Fund prospectus.

This page intentionally left blank

FRANKLIN GROWTH AND INCOME VIP FUND

Investment Goal

Capital appreciation. Its secondary goal is current income.

Fees and Expenses of the Fund

This table describes the fees and expenses that you may pay if you buy, hold and sell shares of the Fund. **The table and the example do not include any fees or sales charges imposed by variable insurance contracts, qualified retirement plans or funds of funds.** If they were included, your costs would be higher.

Annual Fund Operating Expenses

(expenses that you pay each year as a percentage of the value of your investment)

	Class 1	Class 2
Management fees	0.63%	0.63%
Distribution and service (12b-1) fees	None	0.25%
Other expenses	0.11%	0.12%
Total annual Fund operating expenses	0.74%	1.00%
Fee waiver and/or expense reimbursement ¹	-0.15%	-0.16%
Total annual Fund operating expenses after fee waiver and/or expense reimbursement	0.59%	0.84%

¹ The investment manager has agreed to waive fees and/or reimburse operating expenses (excluding Rule 12b-1 fees, acquired fund fees and expenses, interest expense and certain non-routine expenses or costs, such as those relating to litigation, indemnification, reorganizations and liquidations) for the Fund so that the ratio of total annual fund operating expenses will not exceed 0.59% for each share class. The investment manager has also agreed to reduce its fees to reflect reduced services resulting from the Fund's investments in Franklin Templeton affiliated funds. These contractual arrangements are expected to continue until April 30, 2026. During the terms, the fee waiver and expense reimbursement agreements may not be terminated or amended without approval of the board of trustees except to add series or classes, to reflect the extension of termination dates or to lower the waiver and expense limitation (which would result in lower fees for shareholders).

Example

This Example is intended to help you compare the cost of investing in the Fund with the cost of investing in other mutual funds. The Example assumes that you invest \$10,000 in the Fund for the time periods indicated and then redeem all of your shares at the end of the period. The Example also assumes that your investment has a 5% return each year and that the Fund's operating expenses remain the same. The Example reflects adjustments made to the Fund's operating expenses due to the fee waivers and/or expense reimbursements by management for the 1 Year numbers only. Although your actual costs may be higher or lower, based on these assumptions your costs would be:

	1 Year	3 Years	5 Years	10 Years
Class 1	\$60	\$221	\$396	\$903
Class 2	\$86	\$302	\$537	\$1,209

Portfolio Turnover

The Fund pays transaction costs, such as commissions, when it buys and sells securities (or "turns over" its portfolio). A higher portfolio turnover rate may indicate higher transaction costs. These costs, which are not reflected in annual Fund operating expenses or in the Example, affect the Fund's performance. During the most recent fiscal year, the Fund's portfolio turnover rate was 32.59% of the average value of its portfolio.

Principal Investment Strategies

Under normal market conditions, the Fund invests predominantly in equity securities, including common stock, preferred stock and securities convertible into common stocks. The Fund generally invests predominantly in common stocks, and the remainder of its net assets in other equity-related instruments such as convertible securities and equity-linked notes (ELNs). The Fund does not currently anticipate investing more than 15% of its net assets in foreign securities.

While the Fund does not concentrate in any one industry, from time to time, based on economic conditions, it may make significant investments in certain sectors.

The Fund's strategy is to invest in a broadly diversified portfolio of equity securities that the Fund's investment manager considers to be financially strong, with a focus on "blue chip" companies. The investment manager applies a "bottom-up" approach to investing in individual securities. The investment manager will assess the market price of a company's securities relative to the investment manager's evaluation of the company's long-term earnings, cash flow potential and balance sheet strength. The investment manager also considers various financial metrics, including a company's price/earnings ratio, return on capital, profit margins and asset value. The Fund's investment manager considers dividend yield and the opportunity for dividend growth in selecting stocks for the Fund because the investment manager believes that, over time, dividend income can contribute significantly to total return and can be a more consistent source of investment return than capital appreciation. The Fund may also invest up to 10% of its net assets in real estate investment trusts (REITs).

Principal Risks

You could lose money by investing in the Fund. Mutual fund shares are not deposits or obligations of, or guaranteed or endorsed by, any bank, and are not insured by the Federal Deposit Insurance Corporation, the Federal Reserve Board, or any other agency of the U.S. government.

Market: The market values of securities or other investments owned by the Fund will go up or down, sometimes rapidly or unpredictably. The market value of a security or other investment may be reduced by market activity or other results of supply and demand unrelated to the issuer. This is a basic risk associated with all investments. When there are more sellers than buyers, prices tend to fall. Likewise, when there are more buyers than sellers, prices tend to rise. In addition, the value of the Fund's investments may go up or down due to general market or other conditions that are not specifically related to a particular issuer, such as: real or perceived adverse economic changes, including widespread liquidity issues and defaults in one or more industries; changes in interest or exchange rates; unexpected natural and man-made world events, such as diseases or disasters; financial, political or social disruptions, including terrorism and war; and U.S. trade disputes or other disputes with specific countries that could result in tariffs, trade barriers and investment restrictions in certain securities in those countries. Any of these conditions can adversely affect the economies of many companies, sectors, nations, regions and the market in general, in ways that cannot necessarily be foreseen.

Stock prices tend to go up and down more dramatically than those of debt securities. A slower-growth or recessionary economic environment could have an adverse effect on the prices of the various stocks held by the Fund.

Focus: To the extent that the Fund focuses on particular countries, regions, industries, sectors or types of investments from time to time, the Fund may be subject to greater risks of adverse developments in such areas of focus than a fund that invests in a wider variety of countries, regions, industries, sectors or investments.

Blend Style Investing: A "blend" strategy results in investments in both value and growth stocks, or in stocks with characteristics of both. If other investors fail to recognize the company's value, or favor investing in faster-growing companies, value stocks may not increase in value as anticipated by the Fund's investment manager or may decline even further. With respect to growth stocks, stock prices reflect projections of future earnings or revenues and can fall dramatically if the company fails to meet those projections.

Income: The Fund's distributions to shareholders may decline when prevailing interest rates fall or when dividend income from investments in stocks decline.

Equity-Linked Notes (ELNs): Investments in ELNs often have risks similar to their underlying securities or index, which could include management risk, market risk and, as

applicable, foreign securities and currency risks. In addition, since ELNs are in note form, ELNs are also subject to certain debt securities risks, such as interest rate and credit risks. Should the prices of the underlying securities or index move in an unexpected manner, the Fund may not achieve the anticipated benefits of an investment in an ELN, and may realize losses, which could be significant and could include the Fund's entire principal investment. An investment in an ELN is also subject to counterparty risk, which is the risk that the issuer of the ELN will default or become bankrupt and the Fund will have difficulty being repaid, or fail to be repaid, the principal amount of, or income from, its investment. Investments in ELNs are also subject to liquidity risk, which may make ELNs difficult to sell and value. In addition, ELNs may exhibit price behavior that does not correlate with their underlying securities, index or a fixed-income investment.

REITs: A REIT's performance depends on the types, values and locations of the properties and companies it owns and how well those properties and companies are managed. A decline in rental income may occur because of extended vacancies, increased competition from other properties, tenants' failure to pay rent or poor management. Because a REIT may be invested in a limited number of projects or in a particular market segment, it may be more susceptible to adverse developments affecting a single project or market segment than more broadly diversified investments. Loss of status as a qualified REIT under the U.S. federal tax laws could adversely affect the value of a particular REIT or the market for REITs as a whole. These risks may also apply to securities of REIT-like entities domiciled outside the U.S.

Convertible Securities: Convertible securities are subject to the risks of stocks when the underlying stock price is high relative to the conversion price (because more of the security's value resides in the conversion feature) and debt securities when the underlying stock price is low relative to the conversion price (because the conversion feature is less valuable). The value of convertible securities may rise and fall with the market value of the underlying stock or, like a debt security, vary with changes in interest rates and the credit quality of the issuer. A convertible security is not as sensitive to interest rate changes as a similar non-convertible debt security, and generally has less potential for gain or loss than the underlying stock.

Foreign Securities (non-U.S.): Investing in foreign securities typically involves more risks than investing in U.S. securities, including risks related to currency exchange rates and policies, country or government specific issues, less favorable trading practices or regulation and greater price volatility. Certain of these risks also may apply to securities of U.S. companies with significant foreign operations.

Interest Rate: Common stocks with higher dividend yields can be sensitive to interest rate movements: when interest rates rise, the prices of these stocks may tend to fall. The opposite can also be true: the prices of higher yielding stocks may tend to rise when interest rates fall. Interest rate changes can be sudden and unpredictable and are

influenced by a number of factors including government policy, monetary policy, inflation expectations, perceptions of risk, and supply and demand of bonds. Increases in interest rates may also have a negative effect on the types of companies in which the Fund normally invests because these companies may find it more difficult to obtain credit to expand, may have more difficulty meeting interest payments or may pay lower dividends due to the higher costs of borrowing.

Credit: An issuer of debt securities may fail to make interest payments or repay principal when due, in whole or in part. Changes in an issuer's financial strength or in a security's or government's credit rating may affect a security's value.

Management: The Fund is subject to management risk because it is an actively managed investment portfolio. The Fund's investment manager applies investment techniques and risk analyses in making investment decisions for the Fund, but there can be no guarantee that these decisions will produce the desired results.

Cybersecurity: Cybersecurity incidents, both intentional and unintentional, may allow an unauthorized party to gain access to Fund assets, Fund or customer data (including private shareholder information), or proprietary information, cause the Fund, the investment manager, and/or their service providers (including, but not limited to, Fund accountants, custodians, sub-custodians, transfer agents and financial intermediaries) to suffer data breaches, data corruption or loss of operational functionality or prevent Fund investors from purchasing, redeeming or exchanging shares or receiving distributions. The investment manager has limited ability to prevent or mitigate cybersecurity incidents affecting third party service providers, and such third party service providers may have limited indemnification obligations to the Fund or the investment manager. Cybersecurity incidents may result in financial losses to the Fund and its shareholders, and substantial costs may be incurred in an effort to prevent or mitigate future cybersecurity incidents. Issuers of securities in which the Fund invests are also subject to cybersecurity risks, and the value of these securities could decline if the issuers experience cybersecurity incidents.

Because technology is frequently changing, new ways to carry out cyber attacks are always developing. Therefore, there is a chance that some risks have not been identified or prepared for, or that an attack may not be detected, which puts limitations on the Fund's ability to plan for or respond to a cyber attack. Like other funds and business enterprises, the Fund, the investment manager, and their service providers are subject to the risk of cyber incidents occurring from time to time.

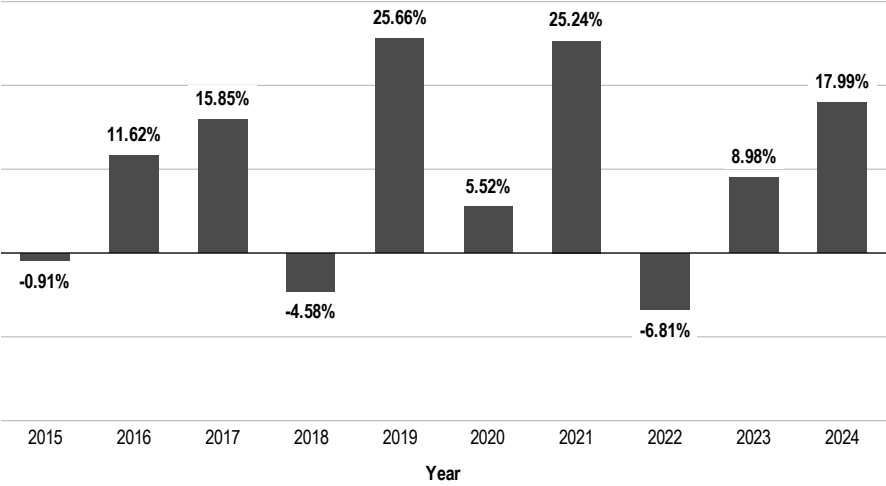
Performance

The following bar chart and table provide some indication of the risks of investing in the Fund. The bar chart shows changes in the Fund's performance from year to year for Class 2 shares. The table shows how the Fund's average annual returns for 1 year, 5 years, 10 years or since inception, as applicable, compared with those of a broad measure of market performance and additional indexes with

characteristics relevant to the Fund. The Fund's past performance is not necessarily an indication of how the Fund will perform in the future.

Performance reflects all Fund expenses but does not include any fees or sales charges imposed by variable insurance contracts, qualified plans or funds of funds. If they had been included, the returns shown below would be lower. Investors should consult the variable insurance contract prospectus, or the disclosure documents for qualified plans or funds of funds for more information.

Class 2 Annual Total Returns



Best Quarter:	2020, Q2	14.30%
Worst Quarter:	2020, Q1	-22.98%

Average Annual Total Returns
For periods ended December 31, 2024

	1 Year	5 Years	10 Years
Franklin Growth and Income VIP Fund - Class 1	18.49%	9.93%	9.59%
Franklin Growth and Income VIP Fund - Class 2	17.99%	9.63%	9.30%
Russell 3000® Index (index reflects no deduction for fees, expenses or taxes)	23.81%	13.86%	12.54%
Russell 1000® Value Index (index reflects no deduction for fees, expenses or taxes)	14.37%	8.68%	8.48%
S&P 500® Index (index reflects no deduction for fees, expenses or taxes)	25.02%	14.52%	13.10%

No one index is representative of the Fund's portfolio.
Important data provider notices and terms are available at www.franklintempletondatasources.com. All data is subject to change.

Investment Manager

Franklin Advisers, Inc. (Advisers or investment manager)

Portfolio Managers

Matthew D. Quinlan

Senior Vice President of Advisers and portfolio manager of the Fund since 2011.

Alan E. Muschott, CFA

Senior Vice President of Advisers and portfolio manager of the Fund since 2005.

Purchase and Sale of Fund Shares

Shares of the Fund are sold to insurance companies' separate accounts (Insurers) to fund variable annuity or variable life insurance contracts and to qualified plans. Insurance companies offer variable annuity and variable life insurance products through separate accounts. Shares of the Fund may also be sold to other mutual funds, either as underlying funds in a fund of funds or in other structures. In addition, Fund shares are held by a limited number of Insurers, qualified retirement plans and, when applicable, funds of funds. Substantial withdrawals by one or more Insurers, qualified retirement plans or funds of funds could reduce Fund assets, causing total Fund expenses to become higher than the numbers shown in the fees and expenses table above.

The terms of the offering of interests in separate accounts are included in the variable annuity or variable life insurance product prospectus. The terms of offerings of funds of funds are included in those funds' prospectuses. The terms of offering of qualified retirement plans are described in their disclosure documents. Investors should consult the variable contract prospectus, fund of fund prospectus, or plan disclosure documents for more information on fees and expenses imposed by variable insurance contracts, funds of funds or qualified retirement plans, respectively.

Taxes

Because shares of the Fund are generally purchased through variable annuity contracts or variable life insurance contracts, the Fund's distributions (which the Fund expects, based on its investment goals and strategies to consist of ordinary income, capital gains or some combination of both) will be exempt from current taxation if left to accumulate within the variable contract. You should refer to your contract prospectus for more information on these tax consequences.

Payments to Sponsoring Insurance Companies and Other Financial Intermediaries

The Fund or its distributor (and related companies) may pay broker/dealers or other financial intermediaries (such as banks and insurance companies, or their related companies) for the sale and retention of variable contracts which offer Fund shares and/or for other services. These payments may create a conflict of interest for an intermediary or be a factor in the insurance company's decision to include the Fund as an investment option in its variable contract. For more information, ask your insurance company or financial advisor, visit your insurance company's or intermediary's website, or consult the Contract prospectus or this Fund prospectus.

This page intentionally left blank

FRANKLIN INCOME VIP FUND

Investment Goal

To maximize income while maintaining prospects for capital appreciation.

Fees and Expenses of the Fund

This table describes the fees and expenses that you may pay if you buy, hold and sell shares of the Fund. **The table and the example do not include any fees or sales charges imposed by variable insurance contracts, qualified retirement plans or funds of funds.** If they were included, your costs would be higher.

Annual Fund Operating Expenses

(expenses that you pay each year as a percentage of the value of your investment)

	Class 1	Class 2	Class 4
Management fees	0.46%	0.46%	0.46%
Distribution and service (12b-1) fees	None	0.25%	0.35%
Other expenses	0.01%	0.01%	0.01%
Acquired fund fees and expenses	0.01%	0.01%	0.01%
Total annual Fund operating expenses ¹	0.48%	0.73%	0.83%
Fee waiver and/or expense reimbursement ²	-0.01%	-0.01%	-0.01%
Total annual Fund operating expenses after fee waiver and/or expense reimbursement	0.47%	0.72%	0.82%

¹ Total annual Fund operating expenses differ from the ratio of expenses to average net assets shown in the Financial Highlights, which reflect the operating expenses of the Fund and do not include acquired fund fees and expenses.

² The investment manager has agreed to reduce its fees to reflect reduced services resulting from the Fund's investments in Franklin Templeton affiliated funds.

Example

This Example is intended to help you compare the cost of investing in the Fund with the cost of investing in other mutual funds. The Example assumes that you invest \$10,000 in the Fund for the time periods indicated and then redeem all of your shares at the end of the period. The Example also assumes that your investment has a 5% return each year and that the Fund's operating expenses remain the same. The Example reflects adjustments made to the Fund's operating expenses due to the fee waivers and/or expense reimbursements by management for the 1 Year numbers only. Although your actual costs may be higher or lower, based on these assumptions your costs would be:

	1 Year	3 Years	5 Years	10 Years
Class 1	\$48	\$153	\$268	\$603
Class 2	\$74	\$233	\$406	\$907
Class 4	\$84	\$264	\$460	\$1,024

Portfolio Turnover

The Fund pays transaction costs, such as commissions, when it buys and sells securities (or "turns over" its portfolio). A higher portfolio turnover rate may indicate higher transaction costs. These costs, which are not reflected in annual Fund operating expenses or in the Example, affect the Fund's performance. During the most recent fiscal year, the Fund's portfolio turnover rate was 39.80% of the average value of its portfolio.

Principal Investment Strategies

Under normal market conditions, the Fund invests in a diversified portfolio of debt and equity securities. The Fund may shift its investments from one asset class to another based on the investment manager's analysis of the best opportunities for the Fund's portfolio in a given market. The equity securities in which the Fund invests consist of common stocks, convertibles and equity-linked notes (ELNs). Debt securities include all varieties of fixed, floating and variable rate instruments, including secured and unsecured bonds, bonds convertible into common stock, senior floating rate and term loans, mortgage-backed securities and other asset-backed securities, debentures, and shorter term instruments. The Fund seeks income by selecting investments such as U.S. and foreign corporate debt, U.S. Treasury bonds and foreign government bonds, as well as stocks with dividend yields the investment manager believes are attractive. Under normal market conditions, the Fund currently expects to invest between 20% to 30% of its total assets in debt securities that are rated below investment grade (also known as "high yield" or "junk" bonds) but may invest up to 35% of its assets in such securities. The Fund maintains the flexibility to invest in securities of companies from a variety of sectors, but from time to time, based on economic conditions, the Fund may have significant investments in particular sectors. The Fund may also invest up to 20% of its assets in foreign securities, either directly or through depositary receipts.

The Fund regularly uses a variety of equity-related derivatives and complex equity securities, which may include purchasing or selling call and put options on equity securities and equity security indices, futures on equity securities and equity indices and options on equity index futures. The Fund

FUND SUMMARY

also regularly invests in equity linked notes. The Fund may use such equity-related derivatives for various purposes including enhancing Fund returns, increasing liquidity, gaining exposure to particular instruments in more efficient or less expensive ways and/or hedging risks relating to changes in certain equity markets. In addition, the Fund may use interest rate-related derivatives, including interest rate swaps and interest rate and/or bond futures contracts (including U.S. Treasury futures contracts) for various purposes including enhancing Fund returns, increasing liquidity, gaining exposure to particular instruments in more efficient or less expensive ways and/or hedging risks relating to changes in interest rates. The Fund also may use currency-related derivatives, such as forward foreign currency exchange contracts, currency futures contracts, currency swaps and currency options to hedge (protect) against currency risks, and credit-related derivatives, such as credit default swaps and options on credit default swaps, to hedge (protect) against credit risks. The use of such derivative transactions may allow the Fund to obtain net long or net short exposures to selected markets, interest rates, countries or durations.

The Fund's investment manager searches for undervalued or out-of-favor securities it believes offer opportunities for income today and significant growth tomorrow. In analyzing both corporate debt and equity securities, the investment manager considers a variety of factors, including:

- a security's relative value based on such factors as anticipated cash flow, interest or dividend coverage, asset coverage, and earnings prospects;
- the experience and strength of the company's management;
- the company's changing financial condition and market recognition of the change;
- the company's sensitivity to changes in interest rates and business conditions; and
- the company's debt maturity schedules and borrowing requirements.

When choosing investments for the Fund, the investment manager applies a "bottom-up," value oriented, long-term approach, focusing on the market price of a company's securities relative to the investment manager's evaluation of the company's long-term earnings, asset value and cash flow potential. The investment manager also considers a company's price/earnings ratio, profit margins and liquidation value. It generally performs independent analysis of the debt securities being considered for the Fund's portfolio, rather than relying principally on the ratings assigned by rating organizations.

Principal Risks

You could lose money by investing in the Fund. Mutual fund shares are not deposits or obligations of, or guaranteed or

endorsed by, any bank, and are not insured by the Federal Deposit Insurance Corporation, the Federal Reserve Board, or any other agency of the U.S. government.

Market: The market values of securities or other investments owned by the Fund will go up or down, sometimes rapidly or unpredictably. The market value of a security or other investment may be reduced by market activity or other results of supply and demand unrelated to the issuer. This is a basic risk associated with all investments. When there are more sellers than buyers, prices tend to fall. Likewise, when there are more buyers than sellers, prices tend to rise. In addition, the value of the Fund's investments may go up or down due to general market or other conditions that are not specifically related to a particular issuer, such as: real or perceived adverse economic changes, including widespread liquidity issues and defaults in one or more industries; changes in interest or exchange rates; unexpected natural and man-made world events, such as diseases or disasters; financial, political or social disruptions, including terrorism and war; and U.S. trade disputes or other disputes with specific countries that could result in tariffs, trade barriers and investment restrictions in certain securities in those countries. Any of these conditions can adversely affect the economies of many companies, sectors, nations, regions and the market in general, in ways that cannot necessarily be foreseen.

Stock prices tend to go up and down more dramatically than those of debt securities. A slower-growth or recessionary economic environment could have an adverse effect on the prices of the various stocks held by the Fund.

Interest Rate: When interest rates rise, debt security prices generally fall. The opposite is also generally true: debt security prices rise when interest rates fall. Interest rate changes are influenced by a number of factors, including government policy, monetary policy, inflation expectations, perceptions of risk, and supply of and demand for bonds. In general, securities with longer maturities or durations are more sensitive to interest rate changes.

Credit: An issuer of debt securities may fail to make interest payments or repay principal when due, in whole or in part. Changes in an issuer's financial strength or in a security's or government's credit rating may affect a security's value.

High-Yield Debt Instruments: Issuers of lower-rated or "high-yield" debt instruments (also known as "junk bonds") are not as strong financially as those issuing higher credit quality debt instruments. High-yield debt instruments are generally considered predominantly speculative by the applicable rating agencies as their issuers are more likely to encounter financial difficulties because they may be more highly leveraged, or because of other considerations. In addition, high yield debt instruments generally are more vulnerable to changes in the relevant economy, such as a recession or a sustained period of rising interest rates, that could affect their ability to make interest and principal payments when due. The prices of high-yield debt instruments generally fluctuate more than those of higher

credit quality. High-yield debt instruments are generally more illiquid (harder to sell) and harder to value.

Income: The Fund's distributions to shareholders may decline when prevailing interest rates fall, when dividend income from investments in stocks decline, when the Fund experiences defaults on debt securities it holds or when the Fund realizes a loss upon the sale of a debt security.

Focus: To the extent that the Fund focuses on particular countries, regions, industries, sectors or types of investments from time to time, the Fund may be subject to greater risks of adverse developments in such areas of focus than a fund that invests in a wider variety of countries, regions, industries, sectors or investments.

Equity-Linked Notes (ELNs): Investments in ELNs often have risks similar to their underlying securities or index, which could include management risk, market risk and, as applicable, foreign securities and currency risks. In addition, since ELNs are in note form, ELNs are also subject to certain debt securities risks, such as interest rate and credit risks. Should the prices of the underlying securities or index move in an unexpected manner, the Fund may not achieve the anticipated benefits of an investment in an ELN, and may realize losses, which could be significant and could include the Fund's entire principal investment. An investment in an ELN is also subject to counterparty risk, which is the risk that the issuer of the ELN will default or become bankrupt and the Fund will have difficulty being repaid, or fail to be repaid, the principal amount of, or income from, its investment. Investments in ELNs are also subject to liquidity risk, which may make ELNs difficult to sell and value. In addition, ELNs may exhibit price behavior that does not correlate with their underlying securities, index or a fixed-income investment.

Foreign Securities (non-U.S.): Investing in foreign securities typically involves more risks than investing in U.S. securities, including risks related to currency exchange rates and policies, country or government specific issues, less favorable trading practices or regulation and greater price volatility. Certain of these risks also may apply to securities of U.S. companies with significant foreign operations.

Mortgage Securities and Asset-Backed Securities:

Mortgage securities differ from conventional debt securities because principal is paid back periodically over the life of the security rather than at maturity. The Fund may receive unscheduled payments of principal due to voluntary prepayments, refinancings or foreclosures on the underlying mortgage loans. Because of prepayments, mortgage securities may be less effective than some other types of debt securities as a means of "locking in" long-term interest rates and may have less potential for capital appreciation during periods of falling interest rates. A reduction in the anticipated rate of principal prepayments, especially during periods of rising interest rates, may increase or extend the effective maturity and duration of mortgage securities, making them more sensitive to interest rate changes, subject to greater price volatility, and more susceptible than some

other debt securities to a decline in market value when interest rates rise.

Issuers of asset-backed securities may have limited ability to enforce the security interest in the underlying assets, and credit enhancements provided to support the securities, if any, may be inadequate to protect investors in the event of default. Like mortgage securities, asset-backed securities are subject to repayment and extension risks.

Convertible Securities: Convertible securities are subject to the risks of stocks when the underlying stock price is high relative to the conversion price (because more of the security's value resides in the conversion feature) and debt securities when the underlying stock price is low relative to the conversion price (because the conversion feature is less valuable). The value of convertible securities may rise and fall with the market value of the underlying stock or, like a debt security, vary with changes in interest rates and the credit quality of the issuer. A convertible security is not as sensitive to interest rate changes as a similar non-convertible debt security, and generally has less potential for gain or loss than the underlying stock.

Depository Receipts: Depository receipts are subject to many of the risks of the underlying security. For some depository receipts, the custodian or similar financial institution that holds the issuer's shares in a trust account is located in the issuer's home country. The Fund could be exposed to the credit risk of the custodian or financial institution, and in cases where the issuer's home country does not have developed financial markets, greater market risk. In addition, the depository institution may not have physical custody of the underlying securities at all times and may charge fees for various services, including forwarding dividends and interest and corporate actions. The Fund would be expected to pay a share of the additional fees, which it would not pay if investing directly in the foreign securities. The Fund may experience delays in receiving its dividend and interest payments or exercising rights as a shareholder. There may be an increased possibility of untimely responses to certain corporate actions of the issuer in an unsponsored depository receipt program. Accordingly, there may be less information available regarding issuers of securities underlying unsponsored programs and there may not be a correlation between this information and the market value of the depository receipts.

Management: The Fund is subject to management risk because it is an actively managed investment portfolio. The Fund's investment manager applies investment techniques and risk analyses in making investment decisions for the Fund, but there can be no guarantee that these decisions will produce the desired results.

Value Style Investing: A value stock may not increase in price as anticipated by the investment manager if other investors fail to recognize the company's value and bid up the price, the markets favor faster-growing companies, or the factors that the investment manager believes will increase the price of the security do not occur or do not have the anticipated effect.

FUND SUMMARY

Prepayment: Prepayment risk occurs when a debt security can be repaid in whole or in part prior to the security's maturity and the Fund must reinvest the proceeds it receives, during periods of declining interest rates, in securities that pay a lower rate of interest. Also, if a security has been purchased at a premium, the value of the premium would be lost in the event of prepayment. Prepayments generally increase when interest rates fall.

Derivative Instruments: The performance of derivative instruments depends largely on the performance of an underlying instrument, such as a currency, security, interest rate or index, and such instruments often have risks similar to their underlying instrument, in addition to other risks. Derivative instruments involve costs and can create economic leverage in the Fund's portfolio which may result in significant volatility and cause the Fund to participate in losses (as well as gains) in an amount that exceeds the Fund's initial investment. Other risks include illiquidity, mispricing or improper valuation of the derivative instrument, and imperfect correlation between the value of the derivative and the underlying instrument so that the Fund may not realize the intended benefits. When a derivative is used for hedging, the change in value of the derivative may also not correlate specifically with the currency, security, interest rate, index or other risk being hedged. With over-the-counter derivatives, there is the risk that the other party to the transaction will fail to perform.

Cybersecurity: Cybersecurity incidents, both intentional and unintentional, may allow an unauthorized party to gain access to Fund assets, Fund or customer data (including private shareholder information), or proprietary information, cause the Fund, the investment manager, and/or their service providers (including, but not limited to, Fund accountants, custodians, sub-custodians, transfer agents and financial intermediaries) to suffer data breaches, data corruption or loss of operational functionality or prevent Fund investors from purchasing, redeeming or exchanging shares or receiving distributions. The investment manager has limited ability to prevent or mitigate cybersecurity incidents affecting third party service providers, and such third party service providers may have limited indemnification obligations to the Fund or the investment manager. Cybersecurity incidents may result in financial losses to the Fund and its shareholders, and substantial costs may be incurred in an effort to prevent or mitigate future cybersecurity incidents. Issuers of securities in which the Fund invests are also subject to cybersecurity risks, and the value of these securities could decline if the issuers experience cybersecurity incidents.

Because technology is frequently changing, new ways to carry out cyber attacks are always developing. Therefore, there is a chance that some risks have not been identified or prepared for, or that an attack may not be detected, which puts limitations on the Fund's ability to plan for or respond to a cyber attack. Like other funds and business enterprises, the Fund, the investment manager, and their service providers are subject to the risk of cyber incidents occurring from time to time.

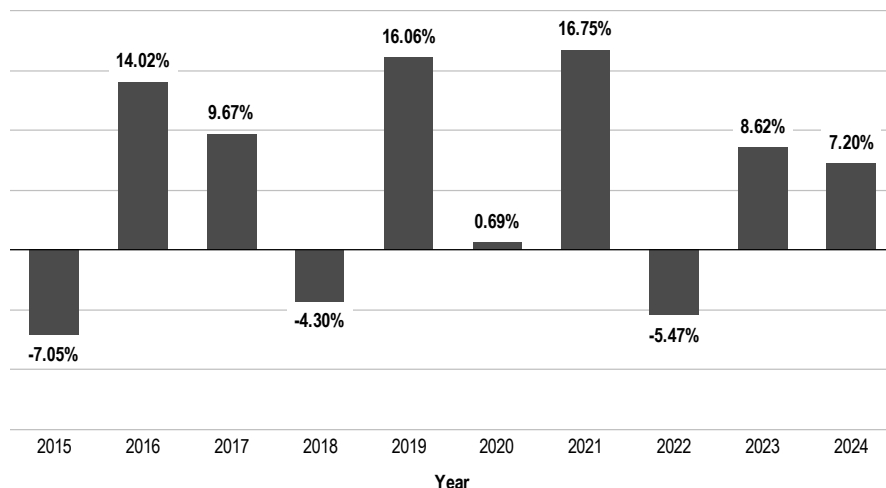
Performance

The following bar chart and table provide some indication of the risks of investing in the Fund. The bar chart shows changes in the Fund's performance from year to year for Class 2 shares. The table shows how the Fund's average annual returns for 1 year, 5 years, 10 years or since inception, as applicable, compared with those of a broad measure of market performance and additional indexes with

characteristics relevant to the Fund. The Fund's past performance is not necessarily an indication of how the Fund will perform in the future.

Performance reflects all Fund expenses but does not include any fees or sales charges imposed by variable insurance contracts, qualified plans or funds of funds. If they had been included, the returns shown below would be lower. Investors should consult the variable insurance contract prospectus, or the disclosure documents for qualified plans or funds of funds for more information.

Class 2 Annual Total Returns



Best Quarter:	2020, Q4	10.59%
Worst Quarter:	2020, Q1	-16.84%

Average Annual Total Returns

For periods ended December 31, 2024

	1 Year	5 Years	10 Years
Franklin Income VIP Fund - Class 1	7.46%	5.55%	5.53%
Franklin Income VIP Fund - Class 2	7.20%	5.29%	5.27%
Franklin Income VIP Fund - Class 4	7.08%	5.17%	5.16%
Bloomberg US Aggregate Index (index reflects no deduction for fees, expenses or taxes)	1.25%	-0.33%	1.35%
Russell 3000® Index (index reflects no deduction for fees, expenses or taxes)	23.81%	13.86%	12.54%
Blended 50% MSCI USA High Dividend Yield Index + 25% Bloomberg High Yield Very Liquid Index + 25% Bloomberg US Aggregate Index (index reflects no deduction for fees, expenses or taxes)	8.09%	4.65%	6.18%

No one index is representative of the Fund's portfolio.

Important data provider notices and terms are available at www.franklintempletondatasources.com. All data is subject to change.

Investment Manager

Franklin Advisers, Inc. (Advisers or investment manager)

Portfolio Managers

Edward D. Perks, CFA

President and Director of Advisers and portfolio manager of the Fund since 2002.

Brendan Circle, CFA

Senior Vice President of Advisers and portfolio manager of the Fund since 2019.

Todd Brighton, CFA

Senior Vice President of Advisers and portfolio manager of the Fund since 2017.

Purchase and Sale of Fund Shares

Shares of the Fund are sold to insurance companies' separate accounts (Insurers) to fund variable annuity or variable life insurance contracts and to qualified plans. Insurance companies offer variable annuity and variable life insurance products through separate accounts. Shares of the Fund may also be sold to other mutual funds, either as underlying funds in a fund of funds or in other structures. In addition, Fund shares are held by a limited number of Insurers, qualified retirement plans and, when applicable, funds of funds. Substantial withdrawals by one or more Insurers, qualified retirement plans or funds of funds could reduce Fund assets, causing total Fund expenses to become higher than the numbers shown in the fees and expenses table above.

The terms of the offering of interests in separate accounts are included in the variable annuity or variable life insurance

product prospectus. The terms of offerings of funds of funds are included in those funds' prospectuses. The terms of offering of qualified retirement plans are described in their disclosure documents. Investors should consult the variable contract prospectus, fund of fund prospectus, or plan disclosure documents for more information on fees and expenses imposed by variable insurance contracts, funds of funds or qualified retirement plans, respectively.

Taxes

Because shares of the Fund are generally purchased through variable annuity contracts or variable life insurance contracts, the Fund's distributions (which the Fund expects, based on its investment goals and strategies to consist of ordinary income, capital gains or some combination of both) will be exempt from current taxation if left to accumulate within the variable contract. You should refer to your contract prospectus for more information on these tax consequences.

Payments to Sponsoring Insurance Companies and Other Financial Intermediaries

The Fund or its distributor (and related companies) may pay broker/dealers or other financial intermediaries (such as banks and insurance companies, or their related companies) for the sale and retention of variable contracts which offer Fund shares and/or for other services. These payments may create a conflict of interest for an intermediary or be a factor in the insurance company's decision to include the Fund as an investment option in its variable contract. For more information, ask your insurance company or financial advisor, visit your insurance company's or intermediary's website, or consult the Contract prospectus or this Fund prospectus.

FRANKLIN LARGE CAP GROWTH VIP FUND

Investment Goal

Capital appreciation.

Fees and Expenses of the Fund

This table describes the fees and expenses that you may pay if you buy, hold and sell shares of the Fund. **The table and the example do not include any fees or sales charges imposed by variable insurance contracts, qualified retirement plans or funds of funds.** If they were included, your costs would be higher.

Annual Fund Operating Expenses

(expenses that you pay each year as a percentage of the value of your investment)

	Class 1	Class 2
Management fees	0.75%	0.75%
Distribution and service (12b-1) fees	None	0.25%
Other expenses	0.07%	0.07%
Total annual Fund operating expenses	0.82%	1.07%

Example

This Example is intended to help you compare the cost of investing in the Fund with the cost of investing in other mutual funds. The Example assumes that you invest \$10,000 in the Fund for the time periods indicated and then redeem all of your shares at the end of the period. The Example also assumes that your investment has a 5% return each year and that the Fund's operating expenses remain the same. Although your actual costs may be higher or lower, based on these assumptions your costs would be:

	1 Year	3 Years	5 Years	10 Years
Class 1	\$84	\$262	\$456	\$1,015
Class 2	\$109	\$340	\$589	\$1,304

Portfolio Turnover

The Fund pays transaction costs, such as commissions, when it buys and sells securities (or "turns over" its portfolio). A higher portfolio turnover rate may indicate higher transaction costs. These costs, which are not reflected in annual Fund operating expenses or in the Example, affect the Fund's performance. During the most recent fiscal year, the Fund's portfolio turnover rate was 17.17% of the average value of its portfolio.

Principal Investment Strategies

Under normal market conditions, the Fund invests at least 80% of its net assets in investments of large-capitalization (large-cap) companies. Large-cap companies are those with market capitalizations (share price times the number of common stock shares outstanding) within those of the top 50% of companies in the Russell 1000® Index at the time of purchase. Under normal market conditions, the Fund invests predominantly in equity securities, mostly common stocks. The Fund may also invest up to 20% of its net assets in investments of small to mid-capitalization companies and a small portion of its net assets in foreign securities. Although the Fund seeks investments across a number of sectors, from time to time, based on economic conditions, the Fund may have significant positions in particular sectors.

The investment manager is a research driven, fundamental investor, pursuing a growth strategy. As a "bottom-up" investor focusing primarily on individual securities, the investment manager seeks companies that have identifiable drivers of future earnings growth and that present, in the investment manager's opinion, the best trade-off between that potential earnings growth, business and financial risk, and valuation.

Principal Risks

You could lose money by investing in the Fund. Mutual fund shares are not deposits or obligations of, or guaranteed or endorsed by, any bank, and are not insured by the Federal Deposit Insurance Corporation, the Federal Reserve Board, or any other agency of the U.S. government.

Market: The market values of securities or other investments owned by the Fund will go up or down, sometimes rapidly or unpredictably. The market value of a security or other investment may be reduced by market activity or other results of supply and demand unrelated to the issuer. This is a basic risk associated with all investments. When there are more sellers than buyers, prices tend to fall. Likewise, when there are more buyers than sellers, prices tend to rise. In addition, the value of the Fund's investments may go up or down due to general market or other conditions that are not specifically related to a particular issuer, such as: real or perceived adverse economic changes, including widespread liquidity issues and defaults in one or more industries; changes in interest or exchange rates; unexpected natural and man-made world events, such as diseases or disasters; financial, political or social disruptions, including terrorism and war; and U.S. trade disputes or other disputes with specific countries that could result in tariffs, trade barriers and investment restrictions in certain securities in those countries. Any of

FUND SUMMARY

these conditions can adversely affect the economies of many companies, sectors, nations, regions and the market in general, in ways that cannot necessarily be foreseen.

Stock prices tend to go up and down more dramatically than those of debt securities. A slower-growth or recessionary economic environment could have an adverse effect on the prices of the various stocks held by the Fund.

Growth Style Investing: Growth stock prices reflect projections of future earnings or revenues, and can, therefore, fall dramatically if the company fails to meet those projections. Growth stocks may be more expensive relative to their current earnings or assets compared to value or other stocks, and if earnings growth expectations moderate, their valuations may return to more typical norms, causing their stock prices to fall. Prices of these companies' securities may be more volatile than other securities, particularly over the short term. In addition, investment styles can go in and out of favor, which could cause additional volatility in the prices of the Fund's portfolio holdings.

Focus: To the extent that the Fund focuses on particular countries, regions, industries, sectors or types of investments from time to time, the Fund may be subject to greater risks of adverse developments in such areas of focus than a fund that invests in a wider variety of countries, regions, industries, sectors or investments.

Small and Mid Capitalization Companies: Securities issued by small and mid capitalization companies may be more volatile in price than those of larger companies and may involve substantial risks. Such risks may include greater sensitivity to economic conditions, less certain growth prospects, lack of depth of management and funds for growth and development, and limited or less developed product lines and markets. In addition, small and mid capitalization companies may be particularly affected by interest rate increases, as they may find it more difficult to borrow money to continue or expand operations, or may have difficulty in repaying any loans. The markets for securities issued by small and mid capitalization companies also tend to be less liquid than the markets for securities issued by larger companies.

Foreign Securities (non-U.S.): Investing in foreign securities typically involves more risks than investing in U.S. securities, including risks related to currency exchange rates and policies, country or government specific issues, less favorable trading practices or regulation and greater price volatility. Certain of these risks also may apply to securities of U.S. companies with significant foreign operations.

Management: The Fund is subject to management risk because it is an actively managed investment portfolio. The Fund's investment manager applies investment techniques and risk analyses in making investment decisions for the Fund, but there can be no guarantee that these decisions will produce the desired results.

Cybersecurity: Cybersecurity incidents, both intentional and unintentional, may allow an unauthorized party to gain access to Fund assets, Fund or customer data (including

private shareholder information), or proprietary information, cause the Fund, the investment manager, and/or their service providers (including, but not limited to, Fund accountants, custodians, sub-custodians, transfer agents and financial intermediaries) to suffer data breaches, data corruption or loss of operational functionality or prevent Fund investors from purchasing, redeeming or exchanging shares or receiving distributions. The investment manager has limited ability to prevent or mitigate cybersecurity incidents affecting third party service providers, and such third party service providers may have limited indemnification obligations to the Fund or the investment manager. Cybersecurity incidents may result in financial losses to the Fund and its shareholders, and substantial costs may be incurred in an effort to prevent or mitigate future cybersecurity incidents. Issuers of securities in which the Fund invests are also subject to cybersecurity risks, and the value of these securities could decline if the issuers experience cybersecurity incidents.

Because technology is frequently changing, new ways to carry out cyber attacks are always developing. Therefore, there is a chance that some risks have not been identified or prepared for, or that an attack may not be detected, which puts limitations on the Fund's ability to plan for or respond to a cyber attack. Like other funds and business enterprises, the Fund, the investment manager, and their service providers are subject to the risk of cyber incidents occurring from time to time.

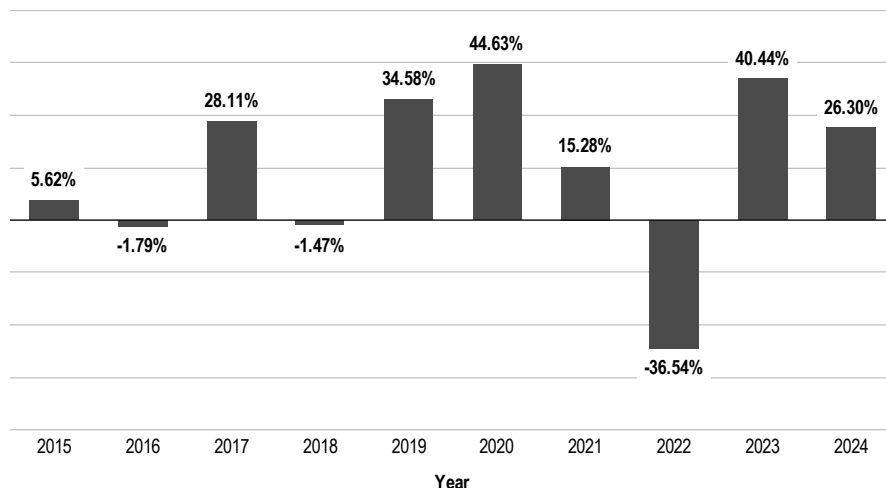
Performance

The following bar chart and table provide some indication of the risks of investing in the Fund. The bar chart shows changes in the Fund's performance from year to year for Class 2 shares. The table shows how the Fund's average annual returns for 1 year, 5 years, 10 years or since inception, as applicable, compared with those of a broad measure of market performance and additional indexes with

characteristics relevant to the Fund. The Fund's past performance is not necessarily an indication of how the Fund will perform in the future.

Performance reflects all Fund expenses but does not include any fees or sales charges imposed by variable insurance contracts, qualified plans or funds of funds. If they had been included, the returns shown below would be lower. Investors should consult the variable insurance contract prospectus, or the disclosure documents for qualified plans or funds of funds for more information.

Class 2 Annual Total Returns



Best Quarter:	2020, Q2	32.19%
Worst Quarter:	2022, Q2	-23.09%

Average Annual Total Returns

For periods ended December 31, 2024

	1 Year	5 Years	10 Years
Franklin Large Cap Growth VIP Fund - Class 1	26.67%	13.70%	12.99%
Franklin Large Cap Growth VIP Fund - Class 2	26.30%	13.42%	12.71%
Russell 3000® Index (index reflects no deduction for fees, expenses or taxes)	23.81%	13.86%	12.54%
S&P 500® Index (index reflects no deduction for fees, expenses or taxes)	25.02%	14.52%	13.10%
Russell 1000® Growth Index (index reflects no deduction for fees, expenses or taxes)	33.36%	18.95%	16.77%

No one index is representative of the Fund's portfolio.

Important data provider notices and terms are available at www.franklintempletondatasources.com. All data is subject to change.

Investment Manager

Franklin Advisers, Inc. (Advisers or investment manager)

Portfolio Managers

Grant Bowers

Senior Vice President of Advisers and portfolio manager of the Fund since 2014.

Sara Araghi, CFA

Research Analyst of Advisers and portfolio manager of the Fund since 2016.

Anthony Hardy, CFA

Portfolio Manager of Advisers and portfolio manager of the Fund since September 2024.

Purchase and Sale of Fund Shares

Shares of the Fund are sold to insurance companies' separate accounts (Insurers) to fund variable annuity or variable life insurance contracts and to qualified plans. Insurance companies offer variable annuity and variable life insurance products through separate accounts. Shares of the Fund may also be sold to other mutual funds, either as underlying funds in a fund of funds or in other structures. In addition, Fund shares are held by a limited number of Insurers, qualified retirement plans and, when applicable, funds of funds. Substantial withdrawals by one or more Insurers, qualified retirement plans or funds of funds could reduce Fund assets, causing total Fund expenses to become higher than the numbers shown in the fees and expenses table above.

The terms of the offering of interests in separate accounts are included in the variable annuity or variable life insurance

product prospectus. The terms of offerings of funds of funds are included in those funds' prospectuses. The terms of offering of qualified retirement plans are described in their disclosure documents. Investors should consult the variable contract prospectus, fund of fund prospectus, or plan disclosure documents for more information on fees and expenses imposed by variable insurance contracts, funds of funds or qualified retirement plans, respectively.

Taxes

Because shares of the Fund are generally purchased through variable annuity contracts or variable life insurance contracts, the Fund's distributions (which the Fund expects, based on its investment goals and strategies to consist of ordinary income, capital gains or some combination of both) will be exempt from current taxation if left to accumulate within the variable contract. You should refer to your contract prospectus for more information on these tax consequences.

Payments to Sponsoring Insurance Companies and Other Financial Intermediaries

The Fund or its distributor (and related companies) may pay broker/dealers or other financial intermediaries (such as banks and insurance companies, or their related companies) for the sale and retention of variable contracts which offer Fund shares and/or for other services. These payments may create a conflict of interest for an intermediary or be a factor in the insurance company's decision to include the Fund as an investment option in its variable contract. For more information, ask your insurance company or financial advisor, visit your insurance company's or intermediary's website, or consult the Contract prospectus or this Fund prospectus.

FRANKLIN MUTUAL GLOBAL DISCOVERY VIP FUND

Investment Goal

Capital appreciation.

Fees and Expenses of the Fund

This table describes the fees and expenses that you may pay if you buy, hold and sell shares of the Fund. **The table and the example do not include any fees or sales charges imposed by variable insurance contracts, qualified retirement plans or funds of funds.** If they were included, your costs would be higher.

Annual Fund Operating Expenses

(expenses that you pay each year as a percentage of the value of your investment)

	Class 1	Class 2	Class 4
Management fees	0.88%	0.88%	0.88%
Distribution and service (12b-1) fees	None	0.25%	0.35%
Other expenses ¹	0.03%	0.03%	0.03%
Total annual Fund operating expenses	0.91%	1.16%	1.26%

¹ Other expenses have been restated to reflect fees and expenses for the current fiscal year. Consequently, the total annual Fund operating expenses differ from the ratio of expenses to average net assets shown in the Financial Highlights.

Example

This Example is intended to help you compare the cost of investing in the Fund with the cost of investing in other mutual funds. The Example assumes that you invest \$10,000 in the Fund for the time periods indicated and then redeem all of your shares at the end of the period. The Example also assumes that your investment has a 5% return each year and that the Fund's operating expenses remain the same. Although your actual costs may be higher or lower, based on these assumptions your costs would be:

	1 Year	3 Years	5 Years	10 Years
Class 1	\$93	\$291	\$505	\$1,120
Class 2	\$118	\$368	\$637	\$1,408
Class 4	\$128	\$399	\$691	\$1,522

Portfolio Turnover

The Fund pays transaction costs, such as commissions, when it buys and sells securities (or "turns over" its portfolio). A higher portfolio turnover rate may indicate higher transaction costs. These costs, which are not reflected in annual Fund operating expenses or in the Example, affect the Fund's performance. During the most recent fiscal year,

the Fund's portfolio turnover rate was 33.69% of the average value of its portfolio.

Principal Investment Strategies

Under normal market conditions, the Fund invests primarily in equity securities (including securities convertible into, or that the investment manager expects to be exchanged for, common or preferred stock) of U.S. and foreign companies that the investment manager believes are available at market prices less than their value based on certain recognized or objective criteria (fundamental value). Following this value-oriented strategy, the Fund invests primarily in undervalued securities (securities trading at a discount to fundamental value). The equity securities in which the Fund invests are primarily common stock. To a lesser extent, the Fund also invests in merger arbitrage securities and the debt and equity of distressed companies.

The Fund is not limited to pre-set maximums or minimums governing the size of the companies in which it may invest. However, the Fund currently invests the equity portion of its portfolio predominantly in mid- and large-cap companies, with the remaining portion of its equity portfolio in smaller companies. While the Fund does not concentrate in any one industry, from time to time, based on economic conditions, it may make significant investments in certain sectors.

The Fund may invest substantially and potentially up to 100% of its assets in foreign securities, which may include sovereign debt and participations in foreign government debt. Depending on market conditions, the Fund's investments in foreign securities may fluctuate, but the Fund generally invests at least 30% of its assets in foreign securities or other investments that provide exposure to foreign securities. The Fund presently does not intend to invest more than a portion (no more than 25%) of its assets in securities of issuers located in emerging market countries. Although the investment manager will search for investments across a large number of countries and regions, from time to time, based on economic conditions, the Fund may have significant positions in particular countries or regions.

The Fund regularly attempts to hedge (protect) against currency risks, largely using currency-related derivatives, such as forward contracts and currency futures contracts (including currency index futures contracts) when, in the investment manager's opinion, it would be advantageous to the Fund to do so. The Fund may also, from time to time, attempt to hedge against market risk using a variety of other equity- and credit-related derivatives.

Portfolio Selection

The investment manager employs a research driven, fundamental value strategy for the Fund. Investments are generally selected based on the investment manager's own analysis of the security's fundamental value, including for equity securities, an analysis of cash flow potential, long-term earnings, multiples of earnings, book value, and fundamental analysis, including environmental, social and governance (ESG) considerations. The investment manager examines each investment separately and there are no set criteria as to specific value parameters, asset size, earnings or industry type. The investment manager does not assess every investment for ESG factors and, when it does, not every ESG factor may be identified or evaluated. For example, the investment manager's assessment of investments in special situations investments, notably merger arbitrage and distressed debt, generally does not include analysis of ESG factors.

Principal Risks

You could lose money by investing in the Fund. Mutual fund shares are not deposits or obligations of, or guaranteed or endorsed by, any bank, and are not insured by the Federal Deposit Insurance Corporation, the Federal Reserve Board, or any other agency of the U.S. government.

Market: The market values of securities or other investments owned by the Fund will go up or down, sometimes rapidly or unpredictably. The market value of a security or other investment may be reduced by market activity or other results of supply and demand unrelated to the issuer. This is a basic risk associated with all investments. When there are more sellers than buyers, prices tend to fall. Likewise, when there are more buyers than sellers, prices tend to rise. In addition, the value of the Fund's investments may go up or down due to general market or other conditions that are not specifically related to a particular issuer, such as: real or perceived adverse economic changes, including widespread liquidity issues and defaults in one or more industries; changes in interest or exchange rates; unexpected natural and man-made world events, such as diseases or disasters; financial, political or social disruptions, including terrorism and war; and U.S. trade disputes or other disputes with specific countries that could result in tariffs, trade barriers and investment restrictions in certain securities in those countries. Any of these conditions can adversely affect the economies of many companies, sectors, nations, regions and the market in general, in ways that cannot necessarily be foreseen.

Stock prices tend to go up and down more dramatically than those of debt securities. A slower-growth or recessionary economic environment could have an adverse effect on the prices of the various stocks held by the Fund.

Value Style Investing: A value stock may not increase in price as anticipated by the investment manager if other

investors fail to recognize the company's value and bid up the price, the markets favor faster-growing companies, or the factors that the investment manager believes will increase the price of the security do not occur or do not have the anticipated effect.

Foreign Securities (non-U.S.): Investing in foreign securities typically involves more risks than investing in U.S. securities, and includes risks associated with: (i) internal and external political and economic developments – e.g., the political, economic and social policies and structures of some foreign countries may be less stable and more volatile than those in the U.S. or some foreign countries may be subject to trading restrictions or economic sanctions; diplomatic and political developments could affect the economies, industries, and securities and currency markets of the countries in which the Fund is invested, which can include rapid and adverse political changes; social instability; regional conflicts; sanctions imposed by the United States, other nations or other governmental entities, including supranational entities; terrorism; and war; (ii) trading practices – e.g., government supervision and regulation of foreign securities and currency markets, trading systems and brokers may be less than in the U.S.; (iii) availability of information – e.g., foreign issuers may not be subject to the same disclosure, accounting and financial reporting standards and practices as U.S. issuers; (iv) limited markets – e.g., the securities of certain foreign issuers may be less liquid (harder to sell) and more volatile; and (v) currency exchange rate fluctuations and policies – e.g., fluctuations may negatively affect investments denominated in foreign currencies and any income received or expenses paid by the Fund in that foreign currency. The risks of foreign investments may be greater in developing or emerging market countries.

Regional: To the extent that the Fund invests a significant portion of its assets in a specific geographic region or a particular country, including Europe, the Fund will generally have more exposure to the specific regional or country risks. In the event of economic or political turmoil or a deterioration of diplomatic relations in a region or country where a substantial portion of the Fund's assets are invested, the Fund may experience substantial illiquidity or reduction in the value of the Fund's investments. Adverse conditions in a certain region or country can adversely affect securities of issuers in other countries whose economies appear to be unrelated. Current uncertainty concerning the economic consequences of Russia's military invasion of Ukraine in February 2022 has increased market volatility.

Focus: To the extent that the Fund focuses on particular countries, regions, industries, sectors or types of investments from time to time, the Fund may be subject to greater risks of adverse developments in such areas of focus than a fund that invests in a wider variety of countries, regions, industries, sectors or investments.

Small and Mid Capitalization Companies: Securities issued by small and mid capitalization companies may be more volatile in price than those of larger companies and

may involve substantial risks. Such risks may include greater sensitivity to economic conditions, less certain growth prospects, lack of depth of management and funds for growth and development, and limited or less developed product lines and markets. In addition, small and mid capitalization companies may be particularly affected by interest rate increases, as they may find it more difficult to borrow money to continue or expand operations, or may have difficulty in repaying any loans. The markets for securities issued by small and mid capitalization companies also tend to be less liquid than the markets for securities issued by larger companies.

Derivative Instruments: The performance of derivative instruments depends largely on the performance of an underlying instrument, such as a currency, security, interest rate or index, and such instruments often have risks similar to their underlying instrument, in addition to other risks. Derivative instruments involve costs and can create economic leverage in the Fund's portfolio which may result in significant volatility and cause the Fund to participate in losses (as well as gains) in an amount that exceeds the Fund's initial investment. Other risks include illiquidity, mispricing or improper valuation of the derivative instrument, and imperfect correlation between the value of the derivative and the underlying instrument so that the Fund may not realize the intended benefits. When a derivative is used for hedging, the change in value of the derivative may also not correlate specifically with the currency, security, interest rate, index or other risk being hedged. With over-the-counter derivatives, there is the risk that the other party to the transaction will fail to perform.

Merger Arbitrage Securities and Distressed Companies:

A merger or other restructuring, or a tender or exchange offer, proposed or pending at the time the Fund invests in merger arbitrage securities may not be completed on the terms or within the time frame contemplated, which may result in losses to the Fund. Debt obligations of distressed companies typically are unrated, lower-rated, in default or close to default and are generally more likely to become worthless than the securities of more financially stable companies.

Liquidity: The trading market for a particular security or type of security or other investments in which the Fund invests may become less liquid or even illiquid. Reduced liquidity will have an adverse impact on the Fund's ability to sell such securities or other investments when necessary to meet the Fund's liquidity needs, which may arise or increase in response to a specific economic event or because the investment manager wishes to purchase particular investments or believes that a higher level of liquidity would be advantageous. Reduced liquidity will also generally lower the value of such securities or other investments. Market prices for such securities or other investments may be relatively volatile.

Management: The Fund is subject to management risk because it is an actively managed investment portfolio. The Fund's investment manager applies investment techniques

and risk analyses in making investment decisions for the Fund, but there can be no guarantee that these decisions will produce the desired results.

ESG Considerations: ESG considerations are one of a number of factors that the investment manager examines when considering investments for the Fund's portfolio. In light of this, the issuers in which the Fund invests may not be considered ESG-focused companies. In addition, ESG considerations assessed as part of the Fund's investment process may vary across types of eligible investments and issuers. The investment manager does not assess every investment for ESG factors and, when it does, not every ESG factor may be identified or evaluated. The investment manager's assessment of an issuer may differ from that of investors, third-party service providers, such as ratings providers, and other funds. As a result, securities selected by the investment manager may not reflect the beliefs and values of any particular investor. The investment manager also may be dependent on the availability of timely, complete and accurate ESG data being reported by issuers and/or third-party research providers to evaluate ESG factors. ESG factors are often not uniformly measured or defined, which could impact the investment manager's ability to assess an issuer. While the investment manager views ESG considerations as having the potential to contribute to the Fund's long-term performance, there is no guarantee that such results will be achieved.

Cybersecurity: Cybersecurity incidents, both intentional and unintentional, may allow an unauthorized party to gain access to Fund assets, Fund or customer data (including private shareholder information), or proprietary information, cause the Fund, the investment manager, and/or their service providers (including, but not limited to, Fund accountants, custodians, sub-custodians, transfer agents and financial intermediaries) to suffer data breaches, data corruption or loss of operational functionality or prevent Fund investors from purchasing, redeeming or exchanging shares or receiving distributions. The investment manager has limited ability to prevent or mitigate cybersecurity incidents affecting third party service providers, and such third party service providers may have limited indemnification obligations to the Fund or the investment manager. Cybersecurity incidents may result in financial losses to the Fund and its shareholders, and substantial costs may be incurred in an effort to prevent or mitigate future cybersecurity incidents. Issuers of securities in which the Fund invests are also subject to cybersecurity risks, and the value of these securities could decline if the issuers experience cybersecurity incidents.

Because technology is frequently changing, new ways to carry out cyber attacks are always developing. Therefore, there is a chance that some risks have not been identified or prepared for, or that an attack may not be detected, which puts limitations on the Fund's ability to plan for or respond to a cyber attack. Like other funds and business enterprises, the Fund, the investment manager, and their service providers are subject to the risk of cyber incidents occurring from time to time.

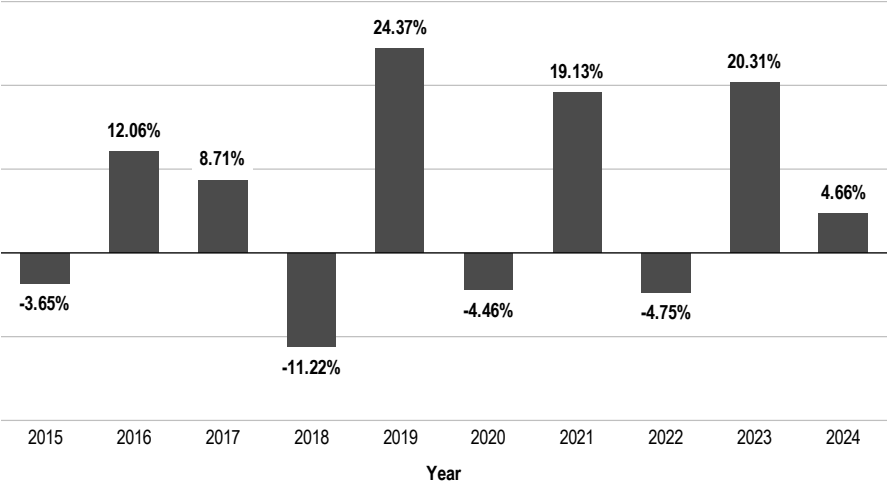
Performance

The following bar chart and table provide some indication of the risks of investing in the Fund. The bar chart shows changes in the Fund's performance from year to year for Class 2 shares. The table shows how the Fund's average annual returns for 1 year, 5 years, 10 years or since inception, as applicable, compared with those of a broad measure of market performance and an additional index with

characteristics relevant to the Fund. The Fund's past performance is not necessarily an indication of how the Fund will perform in the future.

Performance reflects all Fund expenses but does not include any fees or sales charges imposed by variable insurance contracts, qualified plans or funds of funds. If they had been included, the returns shown below would be lower. Investors should consult the variable insurance contract prospectus, or the disclosure documents for qualified plans or funds of funds for more information.

Class 2 Annual Total Returns



Best Quarter:	2020, Q4	18.96%
Worst Quarter:	2020, Q1	-29.61%

Average Annual Total Returns
For periods ended December 31, 2024

	1 Year	5 Years	10 Years
Franklin Mutual Global Discovery VIP Fund - Class 1	4.98%	6.69%	6.14%
Franklin Mutual Global Discovery VIP Fund - Class 2	4.66%	6.42%	5.87%
Franklin Mutual Global Discovery VIP Fund - Class 4	4.58%	6.31%	5.76%
MSCI All Country World Index-NR (index reflects no deduction for fees, expenses or taxes but are net of dividend tax withholding)	17.49%	10.06%	9.23%
MSCI World Value Index-NR (index reflects no deduction for fees, expenses or taxes but are net of dividend tax withholding)	11.47%	6.97%	6.65%

No one index is representative of the Fund's portfolio.
Important data provider notices and terms are available at www.franklintempletondatasources.com. All data is subject to change.

Investment Manager

Franklin Mutual Advisers, LLC (Franklin Mutual or investment manager)

Portfolio Managers

Christian Correa, CFA

Portfolio Manager of Franklin Mutual and portfolio manager of the Fund since 2018.

Timothy Rankin, CFA

Portfolio Manager of Franklin Mutual and portfolio manager of the Fund since 2010.

Purchase and Sale of Fund Shares

Shares of the Fund are sold to insurance companies' separate accounts (Insurers) to fund variable annuity or variable life insurance contracts and to qualified plans. Insurance companies offer variable annuity and variable life insurance products through separate accounts. Shares of the Fund may also be sold to other mutual funds, either as underlying funds in a fund of funds or in other structures. In addition, Fund shares are held by a limited number of Insurers, qualified retirement plans and, when applicable, funds of funds. Substantial withdrawals by one or more Insurers, qualified retirement plans or funds of funds could reduce Fund assets, causing total Fund expenses to become higher than the numbers shown in the fees and expenses table above.

The terms of the offering of interests in separate accounts are included in the variable annuity or variable life insurance product prospectus. The terms of offerings of funds of funds are included in those funds' prospectuses. The terms of offering of qualified retirement plans are described in their disclosure documents. Investors should consult the variable contract prospectus, fund of fund prospectus, or plan disclosure documents for more information on fees and expenses imposed by variable insurance contracts, funds of funds or qualified retirement plans, respectively.

Taxes

Because shares of the Fund are generally purchased through variable annuity contracts or variable life insurance contracts, the Fund's distributions (which the Fund expects, based on its investment goals and strategies to consist of ordinary income, capital gains or some combination of both) will be exempt from current taxation if left to accumulate within the variable contract. You should refer to your contract prospectus for more information on these tax consequences.

Payments to Sponsoring Insurance Companies and Other Financial Intermediaries

The Fund or its distributor (and related companies) may pay broker/dealers or other financial intermediaries (such as banks and insurance companies, or their related companies) for the sale and retention of variable contracts which offer Fund shares and/or for other services. These payments may create a conflict of interest for an intermediary or be a factor in the insurance company's decision to include the Fund as an investment option in its variable contract. For more information, ask your insurance company or financial advisor, visit your insurance company's or intermediary's website, or consult the Contract prospectus or this Fund prospectus.

This page intentionally left blank

FRANKLIN MUTUAL SHARES VIP FUND

Investment Goal

Capital appreciation. Its secondary goal is income.

Fees and Expenses of the Fund

This table describes the fees and expenses that you may pay if you buy, hold and sell shares of the Fund. **The table and the example do not include any fees or sales charges imposed by variable insurance contracts, qualified retirement plans or funds of funds.** If they were included, your costs would be higher.

Annual Fund Operating Expenses

(expenses that you pay each year as a percentage of the value of your investment)

	Class 1	Class 2	Class 4
Management fees	0.68%	0.68%	0.68%
Distribution and service (12b-1) fees	None	0.25%	0.35%
Other expenses	0.01%	0.01%	0.01%
Total annual Fund operating expenses	0.69%	0.94%	1.04%

Example

This Example is intended to help you compare the cost of investing in the Fund with the cost of investing in other mutual funds. The Example assumes that you invest \$10,000 in the Fund for the time periods indicated and then redeem all of your shares at the end of the period. The Example also assumes that your investment has a 5% return each year and that the Fund's operating expenses remain the same. Although your actual costs may be higher or lower, based on these assumptions your costs would be:

	1 Year	3 Years	5 Years	10 Years
Class 1	\$70	\$221	\$384	\$859
Class 2	\$96	\$300	\$520	\$1,155
Class 4	\$106	\$331	\$574	\$1,271

Portfolio Turnover

The Fund pays transaction costs, such as commissions, when it buys and sells securities (or "turns over" its portfolio). A higher portfolio turnover rate may indicate higher transaction costs. These costs, which are not reflected in annual Fund operating expenses or in the Example, affect the Fund's performance. During the most recent fiscal year, the Fund's portfolio turnover rate was 32.95% of the average value of its portfolio.

Principal Investment Strategies

Under normal market conditions, the Fund invests primarily in equity securities (including securities convertible into, or that the investment manager expects to be exchanged for, common or preferred stock) of U.S. and foreign companies that the investment manager believes are available at market prices less than their value based on certain recognized or objective criteria (fundamental value). Following this value-oriented strategy, the Fund invests primarily in undervalued securities (securities trading at a discount to fundamental value). The equity securities in which the Fund invests are primarily common stock. To a lesser extent, the Fund also invests in merger arbitrage securities and the debt and equity of distressed companies.

The Fund may invest a significant portion of its assets (up to 35%) in foreign securities, which may include sovereign debt and participations in foreign government debt. The Fund presently does not intend to invest more than 15% of its assets in foreign securities. Although the investment manager will search for investments across a large number of countries and regions, from time to time, based on economic conditions, the Fund may have significant positions in particular countries or regions.

The Fund is not limited to pre-set maximums or minimums governing the size of the companies in which it may invest. However, the Fund currently invests the equity portion of its portfolio predominantly in large- and mid-cap companies, with the remaining portion of its equity portfolio in smaller companies.

Although the investment manager searches for investments across a large number of sectors, from time to time, based on economic conditions, the Fund may have significant positions in particular sectors.

The Fund regularly attempts to hedge (protect) against currency risks, largely using currency-related derivatives, such as forward contracts and currency futures contracts (including currency index futures contracts) when, in the investment manager's opinion, it would be advantageous to the Fund to do so. The Fund may also, from time to time, attempt to hedge against market risk using a variety of other equity- and credit-related derivatives.

Portfolio Selection

The investment manager employs a research driven, fundamental value strategy for the Fund. Investments are generally selected based on the investment manager's own analysis of the security's fundamental value, including for equity securities, an analysis of cash flow potential, long-term earnings, multiples of earnings, book value, and

FUND SUMMARY

fundamental analysis, including environmental, social and governance (ESG) considerations. The investment manager examines each investment separately and there are no set criteria as to specific value parameters, asset size, earnings or industry type. The investment manager does not assess every investment for ESG factors and, when it does, not every ESG factor may be identified or evaluated. For example, the investment manager's assessment of investments in special situations investments, notably merger arbitrage and distressed debt, generally does not include analysis of ESG factors.

Principal Risks

You could lose money by investing in the Fund. Mutual fund shares are not deposits or obligations of, or guaranteed or endorsed by, any bank, and are not insured by the Federal Deposit Insurance Corporation, the Federal Reserve Board, or any other agency of the U.S. government.

Market: The market values of securities or other investments owned by the Fund will go up or down, sometimes rapidly or unpredictably. The market value of a security or other investment may be reduced by market activity or other results of supply and demand unrelated to the issuer. This is a basic risk associated with all investments. When there are more sellers than buyers, prices tend to fall. Likewise, when there are more buyers than sellers, prices tend to rise. In addition, the value of the Fund's investments may go up or down due to general market or other conditions that are not specifically related to a particular issuer, such as: real or perceived adverse economic changes, including widespread liquidity issues and defaults in one or more industries; changes in interest or exchange rates; unexpected natural and man-made world events, such as diseases or disasters; financial, political or social disruptions, including terrorism and war; and U.S. trade disputes or other disputes with specific countries that could result in tariffs, trade barriers and investment restrictions in certain securities in those countries. Any of these conditions can adversely affect the economies of many companies, sectors, nations, regions and the market in general, in ways that cannot necessarily be foreseen.

Stock prices tend to go up and down more dramatically than those of debt securities. A slower-growth or recessionary economic environment could have an adverse effect on the prices of the various stocks held by the Fund.

Value Style Investing: A value stock may not increase in price as anticipated by the investment manager if other investors fail to recognize the company's value and bid up the price, the markets favor faster-growing companies, or the factors that the investment manager believes will increase the price of the security do not occur or do not have the anticipated effect.

Foreign Securities (non-U.S.): Investing in foreign securities, including sovereign debt securities, typically involves more risks than investing in U.S. securities,

including risks related to currency exchange rates and policies, country or government specific issues, less favorable trading practices or regulation and greater price volatility. Certain of these risks also may apply to securities of U.S. companies with significant foreign operations.

Regional: To the extent that the Fund invests a significant portion of its assets in a specific geographic region or a particular country, including Europe, the Fund will generally have more exposure to the specific regional or country risks. In the event of economic or political turmoil or a deterioration of diplomatic relations in a region or country where a substantial portion of the Fund's assets are invested, the Fund may experience substantial illiquidity or reduction in the value of the Fund's investments. Adverse conditions in a certain region or country can adversely affect securities of issuers in other countries whose economies appear to be unrelated. Current uncertainty concerning the economic consequences of Russia's military invasion of Ukraine in February 2022 has increased market volatility.

Focus: To the extent that the Fund focuses on particular countries, regions, industries, sectors or types of investments from time to time, the Fund may be subject to greater risks of adverse developments in such areas of focus than a fund that invests in a wider variety of countries, regions, industries, sectors or investments.

Small and Mid Capitalization Companies: Securities issued by small and mid capitalization companies may be more volatile in price than those of larger companies and may involve substantial risks. Such risks may include greater sensitivity to economic conditions, less certain growth prospects, lack of depth of management and funds for growth and development, and limited or less developed product lines and markets. In addition, small and mid capitalization companies may be particularly affected by interest rate increases, as they may find it more difficult to borrow money to continue or expand operations, or may have difficulty in repaying any loans. The markets for securities issued by small and mid capitalization companies also tend to be less liquid than the markets for securities issued by larger companies.

Derivative Instruments: The performance of derivative instruments depends largely on the performance of an underlying instrument, such as a currency, security, interest rate or index, and such instruments often have risks similar to their underlying instrument, in addition to other risks. Derivative instruments involve costs and can create economic leverage in the Fund's portfolio which may result in significant volatility and cause the Fund to participate in losses (as well as gains) in an amount that exceeds the Fund's initial investment. Other risks include illiquidity, mispricing or improper valuation of the derivative instrument, and imperfect correlation between the value of the derivative and the underlying instrument so that the Fund may not realize the intended benefits. When a derivative is used for hedging, the change in value of the derivative may also not correlate specifically with the currency, security, interest rate, index or other risk being hedged. With over-the-counter

derivatives, there is the risk that the other party to the transaction will fail to perform.

Merger Arbitrage Securities and Distressed Companies:

A merger or other restructuring, or a tender or exchange offer, proposed or pending at the time the Fund invests in merger arbitrage securities may not be completed on the terms or within the time frame contemplated, which may result in losses to the Fund. Debt obligations of distressed companies typically are unrated, lower-rated, in default or close to default and are generally more likely to become worthless than the securities of more financially stable companies.

Liquidity: The trading market for a particular security or type of security or other investments in which the Fund invests may become less liquid or even illiquid. Reduced liquidity will have an adverse impact on the Fund's ability to sell such securities or other investments when necessary to meet the Fund's liquidity needs, which may arise or increase in response to a specific economic event or because the investment manager wishes to purchase particular investments or believes that a higher level of liquidity would be advantageous. Reduced liquidity will also generally lower the value of such securities or other investments. Market prices for such securities or other investments may be relatively volatile.

Management: The Fund is subject to management risk because it is an actively managed investment portfolio. The Fund's investment manager applies investment techniques and risk analyses in making investment decisions for the Fund, but there can be no guarantee that these decisions will produce the desired results.

ESG Considerations: ESG considerations are one of a number of factors that the investment manager examines when considering investments for the Fund's portfolio. In light of this, the issuers in which the Fund invests may not be considered ESG-focused companies. In addition, ESG considerations assessed as part of the Fund's investment process may vary across types of eligible investments and issuers. The investment manager does not assess every investment for ESG factors and, when it does, not every ESG factor may be identified or evaluated. The investment manager's assessment of an issuer may differ from that of investors, third-party service providers, such as ratings providers, and other funds. As a result, securities selected by the investment manager may not reflect the beliefs and values of any particular investor. The investment manager also may be dependent on the availability of timely, complete and accurate ESG data being reported by issuers and/or third-party research providers to evaluate ESG factors. ESG factors are often not uniformly measured or defined, which could impact the investment manager's ability to assess an issuer. While the investment manager views ESG considerations as having the potential to contribute to the Fund's long-term performance, there is no guarantee that such results will be achieved.

Cybersecurity: Cybersecurity incidents, both intentional and unintentional, may allow an unauthorized party to gain

access to Fund assets, Fund or customer data (including private shareholder information), or proprietary information, cause the Fund, the investment manager, and/or their service providers (including, but not limited to, Fund accountants, custodians, sub-custodians, transfer agents and financial intermediaries) to suffer data breaches, data corruption or loss of operational functionality or prevent Fund investors from purchasing, redeeming or exchanging shares or receiving distributions. The investment manager has limited ability to prevent or mitigate cybersecurity incidents affecting third party service providers, and such third party service providers may have limited indemnification obligations to the Fund or the investment manager. Cybersecurity incidents may result in financial losses to the Fund and its shareholders, and substantial costs may be incurred in an effort to prevent or mitigate future cybersecurity incidents. Issuers of securities in which the Fund invests are also subject to cybersecurity risks, and the value of these securities could decline if the issuers experience cybersecurity incidents.

Because technology is frequently changing, new ways to carry out cyber attacks are always developing. Therefore, there is a chance that some risks have not been identified or prepared for, or that an attack may not be detected, which puts limitations on the Fund's ability to plan for or respond to a cyber attack. Like other funds and business enterprises, the Fund, the investment manager, and their service providers are subject to the risk of cyber incidents occurring from time to time.

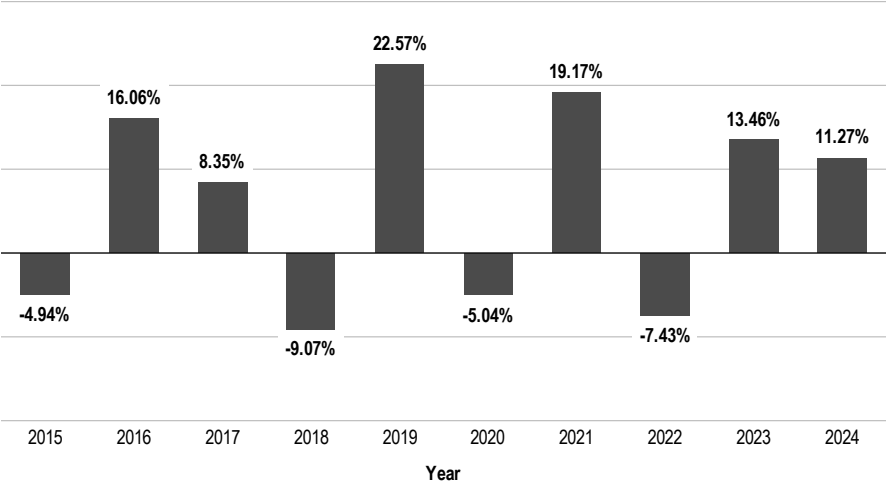
Performance

The following bar chart and table provide some indication of the risks of investing in the Fund. The bar chart shows changes in the Fund's performance from year to year for Class 2 shares. The table shows how the Fund's average annual returns for 1 year, 5 years, 10 years or since inception, as applicable, compared with those of a broad measure of market performance and an additional index with

characteristics relevant to the Fund. The Fund's past performance is not necessarily an indication of how the Fund will perform in the future.

Performance reflects all Fund expenses but does not include any fees or sales charges imposed by variable insurance contracts, qualified plans or funds of funds. If they had been included, the returns shown below would be lower. Investors should consult the variable insurance contract prospectus, or the disclosure documents for qualified plans or funds of funds for more information.

Class 2 Annual Total Returns



Best Quarter:	2020, Q4	17.35%
Worst Quarter:	2020, Q1	-29.35%

Average Annual Total Returns
For periods ended December 31, 2024

	1 Year	5 Years	10 Years
Franklin Mutual Shares VIP Fund - Class 1	11.50%	6.01%	6.10%
Franklin Mutual Shares VIP Fund - Class 2	11.27%	5.75%	5.83%
Franklin Mutual Shares VIP Fund - Class 4	11.16%	5.64%	5.72%
Russell 3000® Index (index reflects no deduction for fees, expenses or taxes)	23.81%	13.86%	12.54%
Russell 1000® Value Index (index reflects no deduction for fees, expenses or taxes)	14.37%	8.68%	8.48%

No one index is representative of the Fund's portfolio.
Important data provider notices and terms are available at www.franklintempletondatasources.com. All data is subject to change.

Investment Manager

Franklin Mutual Advisers, LLC (Franklin Mutual or investment manager)

Portfolio Managers

Christian Correa, CFA

Portfolio Manager of Franklin Mutual and portfolio manager of the Fund since 2020.

Grace Hoefig

Portfolio Manager of Franklin Mutual and portfolio manager of the Fund since 2020.

Aman Gupta, CFA

Portfolio Manager of Franklin Mutual and portfolio manager of the Fund since March 2025.

Purchase and Sale of Fund Shares

Shares of the Fund are sold to insurance companies' separate accounts (Insurers) to fund variable annuity or variable life insurance contracts and to qualified plans. Insurance companies offer variable annuity and variable life insurance products through separate accounts. Shares of the Fund may also be sold to other mutual funds, either as underlying funds in a fund of funds or in other structures. In addition, Fund shares are held by a limited number of Insurers, qualified retirement plans and, when applicable, funds of funds. Substantial withdrawals by one or more Insurers, qualified retirement plans or funds of funds could reduce Fund assets, causing total Fund expenses to become higher than the numbers shown in the fees and expenses table above.

The terms of the offering of interests in separate accounts are included in the variable annuity or variable life insurance product prospectus. The terms of offerings of funds of funds are included in those funds' prospectuses. The terms of offering of qualified retirement plans are described in their disclosure documents. Investors should consult the variable contract prospectus, fund of fund prospectus, or plan disclosure documents for more information on fees and expenses imposed by variable insurance contracts, funds of funds or qualified retirement plans, respectively.

Taxes

Because shares of the Fund are generally purchased through variable annuity contracts or variable life insurance contracts, the Fund's distributions (which the Fund expects, based on its investment goals and strategies to consist of ordinary income, capital gains or some combination of both) will be exempt from current taxation if left to accumulate

within the variable contract. You should refer to your contract prospectus for more information on these tax consequences.

Payments to Sponsoring Insurance Companies and Other Financial Intermediaries

The Fund or its distributor (and related companies) may pay broker/dealers or other financial intermediaries (such as banks and insurance companies, or their related companies) for the sale and retention of variable contracts which offer Fund shares and/or for other services. These payments may create a conflict of interest for an intermediary or be a factor in the insurance company's decision to include the Fund as an investment option in its variable contract. For more information, ask your insurance company or financial advisor, visit your insurance company's or intermediary's website, or consult the Contract prospectus or this Fund prospectus.

This page intentionally left blank

FRANKLIN RISING DIVIDENDS VIP FUND

Investment Goal

Long-term capital appreciation. Preservation of capital, while not a goal, is also an important consideration.

Fees and Expenses of the Fund

This table describes the fees and expenses that you may pay if you buy, hold and sell shares of the Fund. **The table and the example do not include any fees or sales charges imposed by variable insurance contracts, qualified retirement plans or funds of funds.** If they were included, your costs would be higher.

Annual Fund Operating Expenses

(expenses that you pay each year as a percentage of the value of your investment)

	Class 1	Class 2	Class 4
Management fees	0.62%	0.62%	0.62%
Distribution and service (12b-1) fees	None	0.25%	0.35%
Other expenses	0.01%	0.01%	0.01%
Acquired fund fees and expenses	0.01%	0.01%	0.01%
Total annual Fund operating expenses ¹	0.64%	0.89%	0.99%
Fee waiver and/or expense reimbursement ²	-0.01%	-0.01%	-0.01%
Total annual Fund operating expenses after fee waiver and/or expense reimbursement	0.63%	0.88%	0.98%

¹ Total annual Fund operating expenses differ from the ratio of expenses to average net assets shown in the Financial Highlights, which reflect the operating expenses of the Fund and do not include acquired fund fees and expenses.

² The investment manager has agreed to reduce its fees to reflect reduced services resulting from the Fund's investments in Franklin Templeton affiliated funds.

Example

This Example is intended to help you compare the cost of investing in the Fund with the cost of investing in other mutual funds. The Example assumes that you invest \$10,000 in the Fund for the time periods indicated and then redeem all of your shares at the end of the period. The Example also assumes that your investment has a 5% return each year and that the Fund's operating expenses remain the same. The Example reflects adjustments made to the Fund's operating expenses due to the fee waivers and/or expense reimbursements by management for the 1 Year numbers only. Although your actual costs may be higher or lower, based on these assumptions your costs would be:

	1 Year	3 Years	5 Years	10 Years
Class 1	\$64	\$203	\$355	\$796
Class 2	\$90	\$283	\$493	\$1,096
Class 4	\$100	\$314	\$546	\$1,212

Portfolio Turnover

The Fund pays transaction costs, such as commissions, when it buys and sells securities (or "turns over" its portfolio). A higher portfolio turnover rate may indicate higher transaction costs. These costs, which are not reflected in annual Fund operating expenses or in the Example, affect the Fund's performance. During the most recent fiscal year, the Fund's portfolio turnover rate was 15.36% of the average value of its portfolio.

Principal Investment Strategies

Under normal market conditions, the Fund invests at least 80% of its net assets in equity securities of financially sound companies that have paid consistently rising dividends. The Fund invests predominantly in equity securities, mostly common stocks. Companies that have paid consistently rising dividends include those companies that currently pay dividends on their common stocks and have maintained or increased their dividend rate during the last four consecutive years. Under normal market conditions, the Fund invests at least 65% of its net assets in securities of companies that have:

- consistently increased dividends in at least 8 out of the last 10 years and have not decreased dividends during that time;
- increased dividends substantially (at least 100%) over the last 10 years;
- reinvested earnings, paying out less than 65% of current earnings in dividends (except for utility companies); and
- either long-term debt that is no more than 50% of total capitalization (except for utility companies) or senior debt that has been rated investment grade by at least one of the major bond rating organizations.

In addition to the criteria above, the investment manager utilizes a comprehensive suite of valuation tools in seeking investments which trade below the investment manager's view of intrinsic value.

The Fund typically invests the rest of its assets in equity securities of companies that pay dividends but do not meet all of these criteria. The Fund may invest in companies of any size, across the entire market spectrum. Although the

FUND SUMMARY

investment manager searches for investments that it believes to meet the criteria across all sectors, from time to time, based on economic conditions, the Fund may have significant positions in particular sectors including, for example, information technology.

The investment manager is a research driven, fundamental investor. As a "bottom-up" investor focusing primarily on individual securities, the investment manager looks for companies that it believes meet the criteria above and are fundamentally sound and attempts to acquire them at attractive prices. In following these criteria, the Fund does not necessarily focus on companies whose securities pay a high dividend rate but rather on companies that consistently increase their dividends.

The Fund may invest up to 25% of its total assets in foreign securities.

Principal Risks

You could lose money by investing in the Fund. Mutual fund shares are not deposits or obligations of, or guaranteed or endorsed by, any bank, and are not insured by the Federal Deposit Insurance Corporation, the Federal Reserve Board, or any other agency of the U.S. government.

Market: The market values of securities or other investments owned by the Fund will go up or down, sometimes rapidly or unpredictably. The market value of a security or other investment may be reduced by market activity or other results of supply and demand unrelated to the issuer. This is a basic risk associated with all investments. When there are more sellers than buyers, prices tend to fall. Likewise, when there are more buyers than sellers, prices tend to rise. In addition, the value of the Fund's investments may go up or down due to general market or other conditions that are not specifically related to a particular issuer, such as: real or perceived adverse economic changes, including widespread liquidity issues and defaults in one or more industries; changes in interest or exchange rates; unexpected natural and man-made world events, such as diseases or disasters; financial, political or social disruptions, including terrorism and war; and U.S. trade disputes or other disputes with specific countries that could result in tariffs, trade barriers and investment restrictions in certain securities in those countries. Any of these conditions can adversely affect the economies of many companies, sectors, nations, regions and the market in general, in ways that cannot necessarily be foreseen.

Stock prices tend to go up and down more dramatically than those of debt securities. A slower-growth or recessionary economic environment could have an adverse effect on the prices of the various stocks held by the Fund.

Investing Style: The investment manager's investment selection process focuses on growth oriented companies and incorporates value oriented analysis. Such a strategy results in investments in both growth and value stocks, or in stocks with characteristics of both. Growth stock prices

reflect projections of future earnings or revenues and can fall dramatically if the company fails to meet those projections. With respect to value stocks, if other investors fail to recognize the company's value, or favor investing in faster-growing companies, value stocks may not increase in value as anticipated by the Fund's investment manager or may decline even further.

Dividend-Oriented Companies: Companies that have historically paid regular dividends to shareholders may decrease or eliminate dividend payments in the future. A decrease in dividend payments by an issuer may result in a decrease in the value of the issuer's stock and less available income for the Fund.

Small and Mid Capitalization Companies: Securities issued by small and mid capitalization companies may be more volatile in price than those of larger companies and may involve substantial risks. Such risks may include greater sensitivity to economic conditions, less certain growth prospects, lack of depth of management and funds for growth and development, and limited or less developed product lines and markets. In addition, small and mid capitalization companies may be particularly affected by interest rate increases, as they may find it more difficult to borrow money to continue or expand operations, or may have difficulty in repaying any loans. The markets for securities issued by small and mid capitalization companies also tend to be less liquid than the markets for securities issued by larger companies.

Focus: To the extent that the Fund focuses on particular countries, regions, industries, sectors or types of investments from time to time, the Fund may be subject to greater risks of adverse developments in such areas of focus than a fund that invests in a wider variety of countries, regions, industries, sectors or investments.

Information technology companies: Companies in the information technology sector have historically been volatile due to the rapid pace of product change and development within the sector. For example, their products and services may not prove commercially successful or may become obsolete quickly. In addition, delays in or cancellation of the release of anticipated products or services may also affect the price of an information technology company's stock. Information technology companies are subject to significant competitive pressures, such as new market entrants, aggressive pricing and tight profit margins. The activities of these companies may also be adversely affected by changes in government regulations, worldwide technological developments or investor perception of a company and/or its products or services. The stock prices of companies operating within this sector may be subject to abrupt or erratic movements.

Management: The Fund is subject to management risk because it is an actively managed investment portfolio. The Fund's investment manager applies investment techniques and risk analyses in making investment decisions for the Fund, but there can be no guarantee that these decisions will produce the desired results.

Foreign Securities (non-U.S.): Investing in foreign securities typically involves more risks than investing in U.S. securities, including risks related to currency exchange rates and policies, country or government specific issues, less favorable trading practices or regulation and greater price volatility. Certain of these risks also may apply to securities of U.S. companies with significant foreign operations. The risks of investing in foreign securities are typically greater in less developed or emerging market countries.

Cybersecurity: Cybersecurity incidents, both intentional and unintentional, may allow an unauthorized party to gain access to Fund assets, Fund or customer data (including private shareholder information), or proprietary information, cause the Fund, the investment manager, and/or their service providers (including, but not limited to, Fund accountants, custodians, sub-custodians, transfer agents and financial intermediaries) to suffer data breaches, data corruption or loss of operational functionality or prevent Fund investors from purchasing, redeeming or exchanging shares or receiving distributions. The investment manager has limited ability to prevent or mitigate cybersecurity incidents affecting third party service providers, and such third party service providers may have limited indemnification obligations to the Fund or the investment manager. Cybersecurity incidents may result in financial losses to the Fund and its shareholders, and substantial costs may be incurred in an effort to prevent or mitigate future cybersecurity incidents. Issuers of securities in which the Fund invests are also subject to cybersecurity risks, and the value of these securities could decline if the issuers experience cybersecurity incidents.

Because technology is frequently changing, new ways to carry out cyber attacks are always developing. Therefore, there is a chance that some risks have not been identified or prepared for, or that an attack may not be detected, which puts limitations on the Fund's ability to plan for or respond to a cyber attack. Like other funds and business enterprises, the Fund, the investment manager, and their service providers are subject to the risk of cyber incidents occurring from time to time.

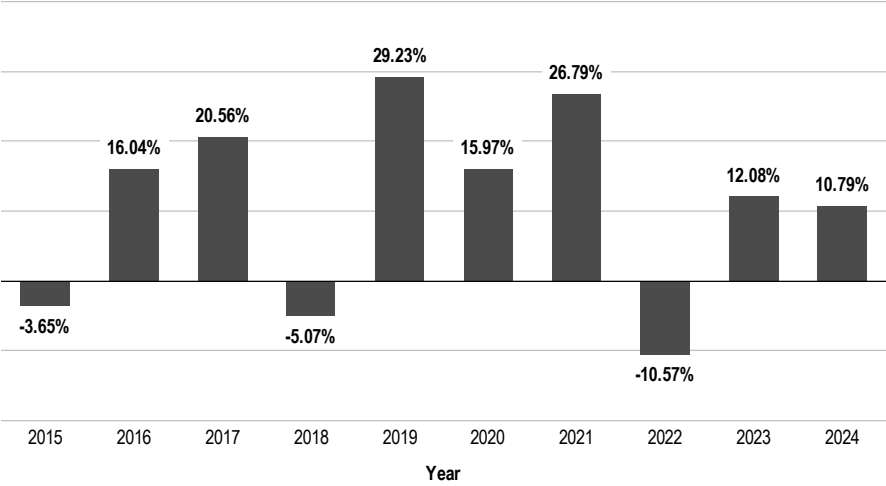
Performance

The following bar chart and table provide some indication of the risks of investing in the Fund. The bar chart shows changes in the Fund's performance from year to year for Class 2 shares. The table shows how the Fund's average annual returns for 1 year, 5 years, 10 years or since inception, as applicable, compared with those of a broad measure of market performance and an additional index with

characteristics relevant to the Fund. The Fund's past performance is not necessarily an indication of how the Fund will perform in the future.

Performance reflects all Fund expenses but does not include any fees or sales charges imposed by variable insurance contracts, qualified plans or funds of funds. If they had been included, the returns shown below would be lower. Investors should consult the variable insurance contract prospectus, or the disclosure documents for qualified plans or funds of funds for more information.

Class 2 Annual Total Returns



Best Quarter:	2020, Q2	19.84%
Worst Quarter:	2020, Q1	-20.60%

Average Annual Total Returns
For periods ended December 31, 2024

	1 Year	5 Years	10 Years
Franklin Rising Dividends VIP Fund - Class 1	11.04%	10.57%	10.72%
Franklin Rising Dividends VIP Fund - Class 2	10.79%	10.30%	10.44%
Franklin Rising Dividends VIP Fund - Class 4	10.68%	10.19%	10.33%
Russell 3000® Index (index reflects no deduction for fees, expenses or taxes)	23.81%	13.86%	12.54%
S&P 500® Index (index reflects no deduction for fees, expenses or taxes)	25.02%	14.52%	13.10%

No one index is representative of the Fund's portfolio.
Important data provider notices and terms are available at www.franklintempletondatasources.com. All data is subject to change.

Investment Manager

Franklin Advisers, Inc. (Advisers or investment manager)

Portfolio Managers

Matthew D. Quinlan

Senior Vice President of Advisers and portfolio manager of the Fund since 2019.

Amritha Kasturirangan, CFA

Portfolio Manager of Advisers and portfolio manager of the Fund since 2019.

Nayan Sheth, CFA

Portfolio Manager of Advisers and portfolio manager of the Fund since 2019.

Purchase and Sale of Fund Shares

Shares of the Fund are sold to insurance companies' separate accounts (Insurers) to fund variable annuity or variable life insurance contracts and to qualified plans. Insurance companies offer variable annuity and variable life insurance products through separate accounts. Shares of the Fund may also be sold to other mutual funds, either as underlying funds in a fund of funds or in other structures. In addition, Fund shares are held by a limited number of Insurers, qualified retirement plans and, when applicable, funds of funds. Substantial withdrawals by one or more Insurers, qualified retirement plans or funds of funds could reduce Fund assets, causing total Fund expenses to become higher than the numbers shown in the fees and expenses table above.

The terms of the offering of interests in separate accounts are included in the variable annuity or variable life insurance product prospectus. The terms of offerings of funds of funds are included in those funds' prospectuses. The terms of offering of qualified retirement plans are described in their disclosure documents. Investors should consult the variable contract prospectus, fund of fund prospectus, or plan disclosure documents for more information on fees and expenses imposed by variable insurance contracts, funds of funds or qualified retirement plans, respectively.

Taxes

Because shares of the Fund are generally purchased through variable annuity contracts or variable life insurance contracts, the Fund's distributions (which the Fund expects, based on its investment goals and strategies to consist of ordinary income, capital gains or some combination of both) will be exempt from current taxation if left to accumulate

within the variable contract. You should refer to your contract prospectus for more information on these tax consequences.

Payments to Sponsoring Insurance Companies and Other Financial Intermediaries

The Fund or its distributor (and related companies) may pay broker/dealers or other financial intermediaries (such as banks and insurance companies, or their related companies) for the sale and retention of variable contracts which offer Fund shares and/or for other services. These payments may create a conflict of interest for an intermediary or be a factor in the insurance company's decision to include the Fund as an investment option in its variable contract. For more information, ask your insurance company or financial advisor, visit your insurance company's or intermediary's website, or consult the Contract prospectus or this Fund prospectus.

This page intentionally left blank

FRANKLIN SMALL CAP VALUE VIP FUND

Effective June 20, 2021, the Fund was closed to new insurance company subaccounts. Existing insurance company subaccounts that had open accounts on June 20, 2021 may continue to make additional purchases. The Fund may restrict, reject or cancel any purchase order and reserves the right to modify this policy at any time.

Investment Goal

Long-term total return.

	1 Year	3 Years	5 Years	10 Years
Class 1	\$66	\$209	\$366	\$821
Class 2	\$92	\$290	\$504	\$1,119
Class 4	\$102	\$320	\$556	\$1,234

Fees and Expenses of the Fund

This table describes the fees and expenses that you may pay if you buy, hold and sell shares of the Fund. **The table and the example do not include any fees or sales charges imposed by variable insurance contracts, qualified retirement plans or funds of funds.** If they were included, your costs would be higher.

Annual Fund Operating Expenses

(expenses that you pay each year as a percentage of the value of your investment)

	Class 1	Class 2	Class 4
Management fees	0.64%	0.64%	0.64%
Distribution and service (12b-1) fees	None	0.25%	0.35%
Other expenses	0.01%	0.01%	0.01%
Acquired fund fees and expenses	0.01%	0.01%	0.01%
Total annual Fund operating expenses ¹	0.66%	0.91%	1.01%
Fee waiver and/or expense reimbursement ²	-0.01%	-0.01%	-0.01%
Total annual Fund operating expenses after fee waiver and/or expense reimbursement	0.65%	0.90%	1.00%

¹ Total annual Fund operating expenses differ from the ratio of expenses to average net assets shown in the Financial Highlights, which reflect the operating expenses of the Fund and do not include acquired fund fees and expenses.

² The investment manager has agreed to reduce its fees to reflect reduced services resulting from the Fund's investments in Franklin Templeton affiliated funds.

Example

This Example is intended to help you compare the cost of investing in the Fund with the cost of investing in other mutual funds. The Example assumes that you invest \$10,000 in the Fund for the time periods indicated and then redeem all of your shares at the end of the period. The Example also assumes that your investment has a 5% return each year and that the Fund's operating expenses remain the same. The Example reflects adjustments made to the Fund's operating expenses due to the fee waivers and/or expense reimbursements by management for the 1 Year numbers only. Although your actual costs may be higher or lower, based on these assumptions your costs would be:

Portfolio Turnover

The Fund pays transaction costs, such as commissions, when it buys and sells securities (or "turns over" its portfolio). A higher portfolio turnover rate may indicate higher transaction costs. These costs, which are not reflected in annual Fund operating expenses or in the Example, affect the Fund's performance. During the most recent fiscal year, the Fund's portfolio turnover rate was 58.70% of the average value of its portfolio.

Principal Investment Strategies

Under normal market conditions, the Fund invests at least 80% of its net assets in investments of small-capitalization (small-cap) companies. Small-cap companies are companies with market capitalizations (the total market value of a company's outstanding stock) not exceeding either: 1) the highest market capitalization in the Russell 2000 Index; or 2) the 12-month average of the highest market capitalization in the Russell 2000 Index, whichever is greater, at the time of purchase. As of the most recent reconstitution, the highest market capitalization in the Russell 2000 Index was \$10.82 billion.

The Fund generally invests in equity securities of companies that the Fund's investment manager believes are undervalued at the time of purchase and have the potential for capital appreciation. The Fund invests predominantly in common stocks. A stock price is undervalued when it trades at less than the price at which the investment manager believes it would trade if the market reflected all factors relating to the company's worth. Following this strategy, the Fund invests in companies that the investment manager believes have, for example: stock prices that are low relative to current, or historical or future earnings, book value, cash flow or sales; recent sharp price declines but the potential for good long-term earnings prospects; and valuable intangibles not reflected in the stock price. The Fund also may invest in real estate investment trusts (REITs).

The types of companies the Fund may invest in include, among other things, those that may be considered out of

FUND SUMMARY

favor due to actual or perceived cyclical or secular challenges, or are experiencing temporary setbacks, diminished expectations, mismanagement or undermanagement, or are financially stressed. Environmental, social and governance (ESG) related assessments of companies may also be considered. The investment manager does not assess every investment for ESG factors and, when it does, not every ESG factor may be identified or evaluated.

The Fund, from time to time, may have significant positions in particular sectors, such as financial services companies, industrials, consumer discretionary and information technology.

The Fund may invest up to 25% of its total assets in foreign securities.

Principal Risks

You could lose money by investing in the Fund. Mutual fund shares are not deposits or obligations of, or guaranteed or endorsed by, any bank, and are not insured by the Federal Deposit Insurance Corporation, the Federal Reserve Board, or any other agency of the U.S. government.

Market: The market values of securities or other investments owned by the Fund will go up or down, sometimes rapidly or unpredictably. The market value of a security or other investment may be reduced by market activity or other results of supply and demand unrelated to the issuer. This is a basic risk associated with all investments. When there are more sellers than buyers, prices tend to fall. Likewise, when there are more buyers than sellers, prices tend to rise. In addition, the value of the Fund's investments may go up or down due to general market or other conditions that are not specifically related to a particular issuer, such as: real or perceived adverse economic changes, including widespread liquidity issues and defaults in one or more industries; changes in interest or exchange rates; unexpected natural and man-made world events, such as diseases or disasters; financial, political or social disruptions, including terrorism and war; and U.S. trade disputes or other disputes with specific countries that could result in tariffs, trade barriers and investment restrictions in certain securities in those countries. Any of these conditions can adversely affect the economies of many companies, sectors, nations, regions and the market in general, in ways that cannot necessarily be foreseen.

Stock prices tend to go up and down more dramatically than those of debt securities. A slower-growth or recessionary economic environment could have an adverse effect on the prices of the various stocks held by the Fund.

Small Capitalization Companies: Securities issued by small capitalization companies may be more volatile in price than those of larger companies and may involve substantial risks. Such risks may include greater sensitivity to economic conditions, less certain growth prospects, lack of depth of management and funds for growth and development, and

limited or less developed product lines and markets. In addition, small capitalization companies may be particularly affected by interest rate increases, as they may find it more difficult to borrow money to continue or expand operations, or may have difficulty in repaying any loans. The markets for securities issued by small capitalization companies also tend to be less liquid than the markets for securities issued by larger companies.

Value Style Investing: A value stock may not increase in price as anticipated by the investment manager if other investors fail to recognize the company's value and bid up the price, the markets favor faster-growing companies, or the factors that the investment manager believes will increase the price of the security do not occur or do not have the anticipated effect.

Cyclical stocks, which typically follow the cycles of an economy through expansion, peak, recession, and recovery, tend to increase in value more quickly during periods of anticipated economic upturns than non-cyclical stocks, but they also tend to lose value more quickly in periods of anticipated economic downturns. These companies may have relatively weak balance sheets and, during economic downturns, they may have insufficient cash flow to pay their debt obligations and difficulty finding additional financing needed for their operations.

Foreign Securities (non-U.S.): Investing in foreign securities typically involves more risks than investing in U.S. securities, and includes risks associated with: (i) internal and external political and economic developments – e.g., the political, economic and social policies and structures of some foreign countries may be less stable and more volatile than those in the U.S. or some foreign countries may be subject to trading restrictions or economic sanctions; diplomatic and political developments could affect the economies, industries, and securities and currency markets of the countries in which the Fund is invested, which can include rapid and adverse political changes; social instability; regional conflicts; sanctions imposed by the United States, other nations or other governmental entities, including supranational entities; terrorism; and war; (ii) trading practices – e.g., government supervision and regulation of foreign securities and currency markets, trading systems and brokers may be less than in the U.S.; (iii) availability of information – e.g., foreign issuers may not be subject to the same disclosure, accounting and financial reporting standards and practices as U.S. issuers; (iv) limited markets – e.g., the securities of certain foreign issuers may be less liquid (harder to sell) and more volatile; and (v) currency exchange rate fluctuations and policies – e.g., fluctuations may negatively affect investments denominated in foreign currencies and any income received or expenses paid by the Fund in that foreign currency.

Focus: To the extent that the Fund focuses on particular countries, regions, industries, sectors or types of investments from time to time, the Fund may be subject to greater risks of adverse developments in such areas of

focus than a fund that invests in a wider variety of countries, regions, industries, sectors or investments.

Financial services companies: Financial services companies are subject to extensive government regulation that may affect their profitability in many ways, including by limiting the amount and types of loans and other commitments they can make, and the interest rates and fees they can charge. A financial services company's profitability, and therefore its stock prices, is especially sensitive to interest rate changes as well as the ability of borrowers to repay their loans. Changing regulations, continuing consolidations, and development of new products and structures all are likely to have a significant impact on financial services companies.

Industrials companies: The stock prices of companies in the industrials sector are affected by supply and demand both for their specific product or service and for industrials sector products in general. Companies in the industrials sector may be adversely affected by changes in government regulation, world events and economic conditions. In addition, these companies are at risk for environmental damage and product liability claims. Companies in this sector could be adversely affected by commodity price volatility, changes in exchange rates, imposition of export or import controls, increased competition, depletion of resources, technological developments and labor relations.

Consumer discretionary companies: Companies in the consumer discretionary sector could be affected by, among other things, overall economic conditions, interest rates, consumer confidence, and disposable income.

Information technology companies: Companies in the information technology sector have historically been volatile due to the rapid pace of product change and development within the sector. For example, their products and services may not prove commercially successful or may become obsolete quickly. In addition, delays in or cancellation of the release of anticipated products or services may also affect the price of an information technology company's stock. Information technology companies are subject to significant competitive pressures, such as new market entrants, aggressive pricing and tight profit margins. The activities of these companies may also be adversely affected by changes in government regulations, worldwide technological developments or investor perception of a company and/or its products or services. The stock prices of companies operating within this sector may be subject to abrupt or erratic movements.

REITs: A REIT's performance depends on the types, values and locations of the properties and companies it owns and how well those properties and companies are managed. A decline in rental income may occur because of extended vacancies, increased competition from other properties, tenants' failure to pay rent or poor management. Because a REIT may be invested in a limited number of projects or in a particular market segment, it may be more susceptible to adverse developments affecting a single project or market segment than more broadly diversified investments. Loss of

status as a qualified REIT under the U.S. federal tax laws could adversely affect the value of a particular REIT or the market for REITs as a whole. These risks may also apply to securities of REIT-like entities domiciled outside the U.S.

Management: The Fund is subject to management risk because it is an actively managed investment portfolio. The Fund's investment manager applies investment techniques and risk analyses in making investment decisions for the Fund, but there can be no guarantee that these decisions will produce the desired results.

ESG Considerations: ESG considerations are one of a number of factors that the investment manager examines when considering investments for the Fund's portfolio. In light of this, the issuers in which the Fund invests may not be considered ESG-focused companies. In addition, ESG considerations assessed as part of the Fund's investment process may vary across types of eligible investments and issuers. The investment manager does not assess every investment for ESG factors and, when it does, not every ESG factor may be identified or evaluated. The investment manager's assessment of an issuer may differ from that of investors, third-party service providers, such as ratings providers, and other funds. As a result, securities selected by the investment manager may not reflect the beliefs and values of any particular investor. The investment manager also may be dependent on the availability of timely, complete and accurate ESG data being reported by issuers and/or third-party research providers to evaluate ESG factors. ESG factors are often not uniformly measured or defined, which could impact the investment manager's ability to assess an issuer. While the investment manager views ESG considerations as having the potential to contribute to the Fund's long-term performance, there is no guarantee that such results will be achieved.

Cybersecurity: Cybersecurity incidents, both intentional and unintentional, may allow an unauthorized party to gain access to Fund assets, Fund or customer data (including private shareholder information), or proprietary information, cause the Fund, the investment manager, and/or their service providers (including, but not limited to, Fund accountants, custodians, sub-custodians, transfer agents and financial intermediaries) to suffer data breaches, data corruption or loss of operational functionality or prevent Fund investors from purchasing, redeeming or exchanging shares or receiving distributions. The investment manager has limited ability to prevent or mitigate cybersecurity incidents affecting third party service providers, and such third party service providers may have limited indemnification obligations to the Fund or the investment manager. Cybersecurity incidents may result in financial losses to the Fund and its shareholders, and substantial costs may be incurred in an effort to prevent or mitigate future cybersecurity incidents. Issuers of securities in which the Fund invests are also subject to cybersecurity risks, and the value of these securities could decline if the issuers experience cybersecurity incidents.

FUND SUMMARY

Because technology is frequently changing, new ways to carry out cyber attacks are always developing. Therefore, there is a chance that some risks have not been identified or prepared for, or that an attack may not be detected, which puts limitations on the Fund's ability to plan for or respond to a cyber attack. Like other funds and business enterprises, the Fund, the investment manager, and their service providers are subject to the risk of cyber incidents occurring from time to time.

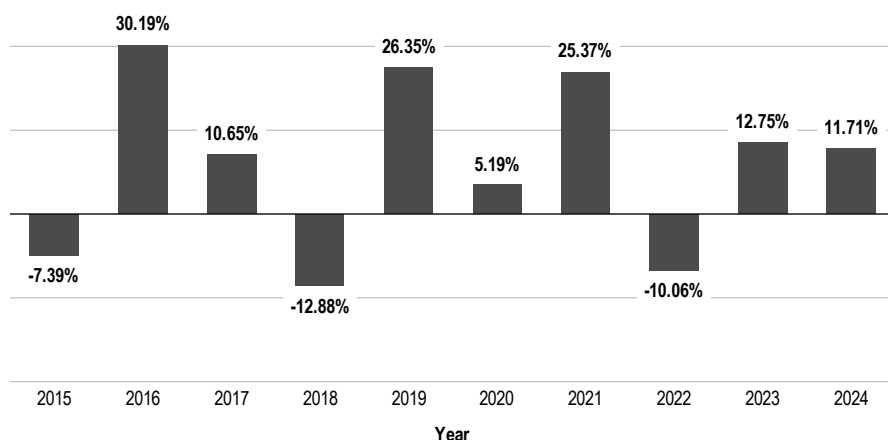
Performance

The following bar chart and table provide some indication of the risks of investing in the Fund. The bar chart shows changes in the Fund's performance from year to year for Class 2 shares. The table shows how the Fund's average annual returns for 1 year, 5 years, 10 years or since inception, as applicable, compared with those of a broad measure of market performance and an additional index with

characteristics relevant to the Fund. The Fund's past performance is not necessarily an indication of how the Fund will perform in the future.

Performance reflects all Fund expenses but does not include any fees or sales charges imposed by variable insurance contracts, qualified plans or funds of funds. If they had been included, the returns shown below would be lower. Investors should consult the variable insurance contract prospectus, or the disclosure documents for qualified plans or funds of funds for more information.

Class 2 Annual Total Returns



Best Quarter:	2020, Q4	27.53%
Worst Quarter:	2020, Q1	-33.62%

Average Annual Total Returns

For periods ended December 31, 2024

	1 Year	5 Years	10 Years
Franklin Small Cap Value VIP Fund - Class 1	12.01%	8.63%	8.44%
Franklin Small Cap Value VIP Fund - Class 2	11.71%	8.36%	8.17%
Franklin Small Cap Value VIP Fund - Class 4	11.60%	8.27%	8.07%
Russell 3000® Index (index reflects no deduction for fees, expenses or taxes)	23.81%	13.86%	12.54%
Russell 2000® Value Index (index reflects no deduction for fees, expenses or taxes)	8.05%	7.29%	7.14%

No one index is representative of the Fund's portfolio.

Important data provider notices and terms are available at www.franklintempletondatasources.com. All data is subject to change.

Investment Manager

Franklin Mutual Advisers, LLC (Franklin Mutual or investment manager)

Portfolio Managers

Steven Raineri

Portfolio Manager of Franklin Mutual and portfolio manager of the Fund since 2012.

Christopher Meeker, CFA

Portfolio Manager of Franklin Mutual and portfolio manager of the Fund since 2015.

Nicholas Karzon, CFA

Portfolio Manager of Franklin Mutual and portfolio manager of the Fund since 2019.

Purchase and Sale of Fund Shares

Shares of the Fund are sold to insurance companies' separate accounts (Insurers) to fund variable annuity or variable life insurance contracts and to qualified plans. Insurance companies offer variable annuity and variable life insurance products through separate accounts. Shares of the Fund may also be sold to other mutual funds, either as underlying funds in a fund of funds or in other structures. In addition, Fund shares are held by a limited number of Insurers, qualified retirement plans and, when applicable, funds of funds. Substantial withdrawals by one or more Insurers, qualified retirement plans or funds of funds could reduce Fund assets, causing total Fund expenses to become higher than the numbers shown in the fees and expenses table above.

The terms of the offering of interests in separate accounts are included in the variable annuity or variable life insurance product prospectus. The terms of offerings of funds of funds are included in those funds' prospectuses. The terms of offering of qualified retirement plans are described in their disclosure documents. Investors should consult the variable contract prospectus, fund of fund prospectus, or plan disclosure documents for more information on fees and expenses imposed by variable insurance contracts, funds of funds or qualified retirement plans, respectively.

Taxes

Because shares of the Fund are generally purchased through variable annuity contracts or variable life insurance contracts, the Fund's distributions (which the Fund expects, based on its investment goals and strategies to consist of ordinary income, capital gains or some combination of both) will be exempt from current taxation if left to accumulate within the variable contract. You should refer to your contract prospectus for more information on these tax consequences.

Payments to Sponsoring Insurance Companies and Other Financial Intermediaries

The Fund or its distributor (and related companies) may pay broker/dealers or other financial intermediaries (such as banks and insurance companies, or their related companies) for the sale and retention of variable contracts which offer Fund shares and/or for other services. These payments may create a conflict of interest for an intermediary or be a factor in the insurance company's decision to include the Fund as an investment option in its variable contract. For more information, ask your insurance company or financial advisor, visit your insurance company's or intermediary's website, or consult the Contract prospectus or this Fund prospectus.

FRANKLIN SMALL-MID CAP GROWTH VIP FUND

Investment Goal

Long-term capital growth.

	1 Year	3 Years	5 Years	10 Years
Class 1	\$85	\$267	\$465	\$1,037
Class 2	\$110	\$345	\$600	\$1,328
Class 4	\$120	\$377	\$654	\$1,444

Fees and Expenses of the Fund

This table describes the fees and expenses that you may pay if you buy, hold and sell shares of the Fund. **The table and the example do not include any fees or sales charges imposed by variable insurance contracts, qualified retirement plans or funds of funds.** If they were included, your costs would be higher.

Annual Fund Operating Expenses

(expenses that you pay each year as a percentage of the value of your investment)

	Class 1	Class 2	Class 4
Management fees	0.80%	0.80%	0.80%
Distribution and service (12b-1) fees	None	0.25%	0.35%
Other expenses	0.03%	0.03%	0.03%
Acquired fund fees and expenses	0.01%	0.01%	0.01%
Total annual Fund operating expenses ¹	0.84%	1.09%	1.19%
Fee waiver and/or expense reimbursement ²	-0.01%	-0.01%	-0.01%
Total annual Fund operating expenses after fee waiver and/or expense reimbursement	0.83%	1.08%	1.18%

1. Total annual Fund operating expenses differ from the ratio of expenses to average net assets shown in the Financial Highlights, which reflect the operating expenses of the Fund and do not include acquired fund fees and expenses.

2. The investment manager has agreed to reduce its fees to reflect reduced services resulting from the Fund's investments in Franklin Templeton affiliated funds.

Example

This Example is intended to help you compare the cost of investing in the Fund with the cost of investing in other mutual funds. The Example assumes that you invest \$10,000 in the Fund for the time periods indicated and then redeem all of your shares at the end of the period. The Example also assumes that your investment has a 5% return each year and that the Fund's operating expenses remain the same. The Example reflects adjustments made to the Fund's operating expenses due to the fee waivers and/or expense reimbursements by management for the 1 Year numbers only. Although your actual costs may be higher or lower, based on these assumptions your costs would be:

Portfolio Turnover

The Fund pays transaction costs, such as commissions, when it buys and sells securities (or "turns over" its portfolio). A higher portfolio turnover rate may indicate higher transaction costs. These costs, which are not reflected in annual Fund operating expenses or in the Example, affect the Fund's performance. During the most recent fiscal year, the Fund's portfolio turnover rate was 31.76% of the average value of its portfolio.

Principal Investment Strategies

Under normal market conditions, the Fund invests at least 80% of its net assets in investments of small-capitalization (small-cap) and mid-capitalization (mid-cap) companies. For this Fund, small-cap companies are companies within the market capitalization range of companies in the Russell 2500™ Index, at the time of purchase, and mid-cap companies are companies within the market capitalization range of companies in the Russell Midcap® Index, at the time of purchase. Under normal market conditions, the Fund invests predominantly in equity securities, predominantly in common stock.

The Fund, from time to time, may have significant positions in particular sectors.

The Fund may make private investments in companies whose securities are not publicly traded (including companies that have not yet issued securities publicly in an initial public offering ("IPO")), often in the form of private placements, which are exempt from registration under the federal securities laws and are only sold to certain investors meeting predefined criteria.

The investment manager uses fundamental, "bottom-up" research to seek companies meeting its criteria of growth potential, quality and valuation. In seeking sustainable growth characteristics, the investment manager looks for companies that it believes can produce sustainable earnings and cash flow growth, evaluating the long term market opportunity and competitive structure of an industry to target leaders and emerging leaders. In assessing value, the investment manager considers whether security prices fully reflect the balance of the sustainable growth opportunities relative to business and financial risks.

Principal Risks

You could lose money by investing in the Fund. Mutual fund shares are not deposits or obligations of, or guaranteed or endorsed by, any bank, and are not insured by the Federal Deposit Insurance Corporation, the Federal Reserve Board, or any other agency of the U.S. government.

Market: The market values of securities or other investments owned by the Fund will go up or down, sometimes rapidly or unpredictably. The market value of a security or other investment may be reduced by market activity or other results of supply and demand unrelated to the issuer. This is a basic risk associated with all investments. When there are more sellers than buyers, prices tend to fall. Likewise, when there are more buyers than sellers, prices tend to rise. In addition, the value of the Fund's investments may go up or down due to general market or other conditions that are not specifically related to a particular issuer, such as: real or perceived adverse economic changes, including widespread liquidity issues and defaults in one or more industries; changes in interest or exchange rates; unexpected natural and man-made world events, such as diseases or disasters; financial, political or social disruptions, including terrorism and war; and U.S. trade disputes or other disputes with specific countries that could result in tariffs, trade barriers and investment restrictions in certain securities in those countries. Any of these conditions can adversely affect the economies of many companies, sectors, nations, regions and the market in general, in ways that cannot necessarily be foreseen.

Stock prices tend to go up and down more dramatically than those of debt securities. A slower-growth or recessionary economic environment could have an adverse effect on the prices of the various stocks held by the Fund.

Growth Style Investing: Growth stock prices reflect projections of future earnings or revenues, and can, therefore, fall dramatically if the company fails to meet those projections. Growth stocks may be more expensive relative to their current earnings or assets compared to value or other stocks, and if earnings growth expectations moderate, their valuations may return to more typical norms, causing their stock prices to fall. Prices of these companies' securities may be more volatile than other securities, particularly over the short term. In addition, investment styles can go in and out of favor, which could cause additional volatility in the prices of the Fund's portfolio holdings.

Small and Mid Capitalization Companies: Securities issued by small and mid capitalization companies may be more volatile in price than those of larger companies and may involve substantial risks. Such risks may include greater sensitivity to economic conditions, less certain growth prospects, lack of depth of management and funds for growth and development, and limited or less developed product lines and markets. In addition, small and mid capitalization companies may be particularly affected by interest rate increases, as they may find it more difficult to borrow money to continue or expand operations, or may

have difficulty in repaying any loans. The markets for securities issued by small and mid capitalization companies also tend to be less liquid than the markets for securities issued by larger companies.

Focus: To the extent that the Fund focuses on particular countries, regions, industries, sectors or types of investments from time to time, the Fund may be subject to greater risks of adverse developments in such areas of focus than a fund that invests in a wider variety of countries, regions, industries, sectors or investments.

Liquidity: The trading market for a particular security or type of security or other investments in which the Fund invests may become less liquid or even illiquid. Reduced liquidity will have an adverse impact on the Fund's ability to sell such securities or other investments when necessary to meet the Fund's liquidity needs, which may arise or increase in response to a specific economic event or because the investment manager wishes to purchase particular investments or believes that a higher level of liquidity would be advantageous. Reduced liquidity will also generally lower the value of such securities or other investments. Market prices for such securities or other investments may be relatively volatile.

Private Company/Private Placement Risk: Investments in the stocks of private companies, including companies that have not yet issued securities publicly in an initial public offering ("IPO"), involve greater risks than investments in stocks of many publicly traded companies. Compared to public companies, there is significantly less information available about private companies and there is no assurance that the information obtained by the Fund is reliable. Investments in private companies and private placements are generally considered to be illiquid and may be difficult to sell at a desirable time or at the prices at which the Fund has valued the investments. Investments in private companies and private placements are typically difficult to value since there are no market prices and less overall financial information available. Difficulty in valuing such investments may make it difficult to accurately determine a Fund's exposure to private investments, which could cause the Fund to invest to a greater extent in illiquid investments and subject the Fund to increased risks. The Fund's NAV could be adversely affected if the Fund's determinations regarding the value of the Fund's private investments were materially higher than the values that the Fund ultimately realizes upon the disposal of such investments. In addition, private companies may have limited financial resources and may be unable to meet their obligations. Investments in private companies and private placements may involve a high degree of business and financial risk and may result in substantial losses. These factors may have a negative effect on the Fund's performance.

Management: The Fund is subject to management risk because it is an actively managed investment portfolio. The Fund's investment manager applies investment techniques and risk analyses in making investment decisions for the

Fund, but there can be no guarantee that these decisions will produce the desired results.

Cybersecurity: Cybersecurity incidents, both intentional and unintentional, may allow an unauthorized party to gain access to Fund assets, Fund or customer data (including private shareholder information), or proprietary information, cause the Fund, the investment manager, and/or their service providers (including, but not limited to, Fund accountants, custodians, sub-custodians, transfer agents and financial intermediaries) to suffer data breaches, data corruption or loss of operational functionality or prevent Fund investors from purchasing, redeeming or exchanging shares or receiving distributions. The investment manager has limited ability to prevent or mitigate cybersecurity incidents affecting third party service providers, and such third party service providers may have limited indemnification obligations to the Fund or the investment manager. Cybersecurity incidents may result in financial losses to the Fund and its shareholders, and substantial costs may be incurred in an effort to prevent or mitigate future cybersecurity incidents. Issuers of securities in which the Fund invests are also subject to cybersecurity risks, and the value of these securities could decline if the issuers experience cybersecurity incidents.

Because technology is frequently changing, new ways to carry out cyber attacks are always developing. Therefore, there is a chance that some risks have not been identified or prepared for, or that an attack may not be detected, which puts limitations on the Fund's ability to plan for or respond to a cyber attack. Like other funds and business enterprises, the Fund, the investment manager, and their service providers are subject to the risk of cyber incidents occurring from time to time.

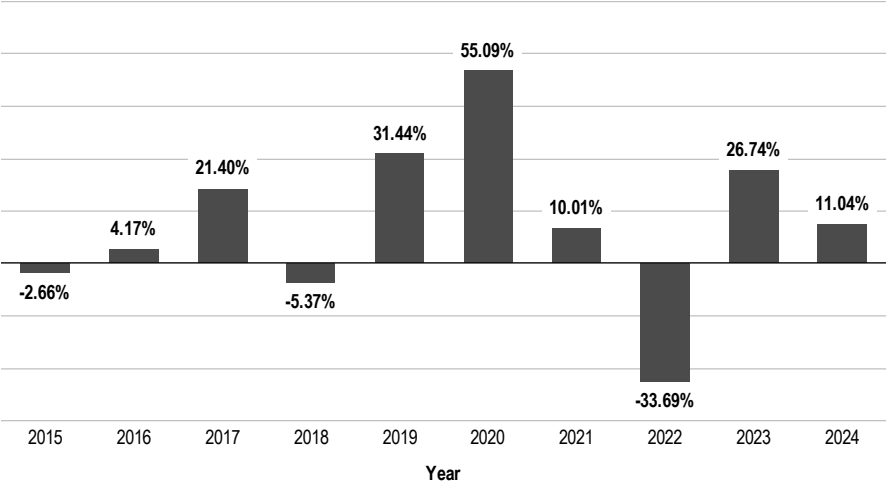
Performance

The following bar chart and table provide some indication of the risks of investing in the Fund. The bar chart shows changes in the Fund's performance from year to year for Class 2 shares. The table shows how the Fund's average annual returns for 1 year, 5 years, 10 years or since inception, as applicable, compared with those of a broad measure of market performance and additional indexes with

characteristics relevant to the Fund. The Fund's past performance is not necessarily an indication of how the Fund will perform in the future.

Performance reflects all Fund expenses but does not include any fees or sales charges imposed by variable insurance contracts, qualified plans or funds of funds. If they had been included, the returns shown below would be lower. Investors should consult the variable insurance contract prospectus, or the disclosure documents for qualified plans or funds of funds for more information.

Class 2 Annual Total Returns



Best Quarter:	2020, Q2	40.48%
Worst Quarter:	2022, Q2	-22.95%

Average Annual Total Returns
For periods ended December 31, 2024

	1 Year	5 Years	10 Years
Franklin Small-Mid Cap Growth VIP Fund - Class 1	11.31%	10.03%	9.60%
Franklin Small-Mid Cap Growth VIP Fund - Class 2	11.04%	9.75%	9.32%
Franklin Small-Mid Cap Growth VIP Fund - Class 4	10.89%	9.64%	9.21%
Russell 3000® Index (index reflects no deduction for fees, expenses or taxes)	23.81%	13.86%	12.54%
Russell Midcap Growth Index (index reflects no deduction for fees, expenses or taxes)	22.10%	11.47%	11.54%
S&P 500® Index (index reflects no deduction for fees, expenses or taxes)	25.02%	14.52%	13.10%

No one index is representative of the Fund's portfolio.
Important data provider notices and terms are available at www.franklintempletondatasources.com. All data is subject to change.

Investment Manager

Franklin Advisers, Inc. (Advisers or investment manager)

Portfolio Managers

John P. Scandalios, CFA

Senior Vice President of Advisers and portfolio manager of the Fund since 2016.

Michael McCarthy, CFA

Executive Vice President of Advisers and portfolio manager of the Fund since 1995.

Jennifer Chen

Portfolio Manager of Advisers and portfolio manager of the Fund since September 2024.

Purchase and Sale of Fund Shares

Shares of the Fund are sold to insurance companies' separate accounts (Insurers) to fund variable annuity or variable life insurance contracts and to qualified plans. Insurance companies offer variable annuity and variable life insurance products through separate accounts. Shares of the Fund may also be sold to other mutual funds, either as underlying funds in a fund of funds or in other structures. In addition, Fund shares are held by a limited number of Insurers, qualified retirement plans and, when applicable, funds of funds. Substantial withdrawals by one or more Insurers, qualified retirement plans or funds of funds could reduce Fund assets, causing total Fund expenses to become higher than the numbers shown in the fees and expenses table above.

The terms of the offering of interests in separate accounts are included in the variable annuity or variable life insurance product prospectus. The terms of offerings of funds of funds are included in those funds' prospectuses. The terms of offering of qualified retirement plans are described in their disclosure documents. Investors should consult the variable contract prospectus, fund of fund prospectus, or plan disclosure documents for more information on fees and expenses imposed by variable insurance contracts, funds of funds or qualified retirement plans, respectively.

Taxes

Because shares of the Fund are generally purchased through variable annuity contracts or variable life insurance contracts, the Fund's distributions (which the Fund expects, based on its investment goals and strategies to consist of ordinary income, capital gains or some combination of both) will be exempt from current taxation if left to accumulate

within the variable contract. You should refer to your contract prospectus for more information on these tax consequences.

Payments to Sponsoring Insurance Companies and Other Financial Intermediaries

The Fund or its distributor (and related companies) may pay broker/dealers or other financial intermediaries (such as banks and insurance companies, or their related companies) for the sale and retention of variable contracts which offer Fund shares and/or for other services. These payments may create a conflict of interest for an intermediary or be a factor in the insurance company's decision to include the Fund as an investment option in its variable contract. For more information, ask your insurance company or financial advisor, visit your insurance company's or intermediary's website, or consult the Contract prospectus or this Fund prospectus.

This page intentionally left blank

FRANKLIN STRATEGIC INCOME VIP FUND

Investment Goal

High level of current income. A secondary goal is long-term capital appreciation.

Fees and Expenses of the Fund

This table describes the fees and expenses that you may pay if you buy, hold and sell shares of the Fund. **The table and the example do not include any fees or sales charges imposed by variable insurance contracts, qualified retirement plans or funds of funds.** If they were included, your costs would be higher.

Annual Fund Operating Expenses

(expenses that you pay each year as a percentage of the value of your investment)

	Class 1	Class 2	Class 4
Management fees	0.63%	0.63%	0.63%
Distribution and service (12b-1) fees	None	0.25%	0.35%
Other expenses	0.16%	0.16%	0.16%
Acquired fund fees and expenses	0.01%	0.01%	0.01%
Total annual Fund operating expenses ¹	0.80%	1.05%	1.15%
Fee waiver and/or expense reimbursement ²	-0.01%	-0.01%	-0.01%
Total annual Fund operating expenses after fee waiver and/or expense reimbursement	0.79%	1.04%	1.14%

¹ Total annual Fund operating expenses differ from the ratio of expenses to average net assets shown in the Financial Highlights, which reflect the operating expenses of the Fund and do not include acquired fund fees and expenses.

² The investment manager has agreed to reduce its fees to reflect reduced services resulting from the Fund's investments in Franklin Templeton affiliated funds.

Example

This Example is intended to help you compare the cost of investing in the Fund with the cost of investing in other mutual funds. The Example assumes that you invest \$10,000 in the Fund for the time periods indicated and then redeem all of your shares at the end of the period. The Example also assumes that your investment has a 5% return each year and that the Fund's operating expenses remain the same. The Example reflects adjustments made to the Fund's operating expenses due to the fee waivers and/or expense reimbursements by management for the 1 Year numbers only. Although your actual costs may be higher or lower, based on these assumptions your costs would be:

	1 Year	3 Years	5 Years	10 Years
Class 1	\$81	\$255	\$443	\$989
Class 2	\$106	\$333	\$578	\$1,281
Class 4	\$116	\$364	\$631	\$1,397

Portfolio Turnover

The Fund pays transaction costs, such as commissions, when it buys and sells securities (or "turns over" its portfolio). A higher portfolio turnover rate may indicate higher transaction costs. These costs, which are not reflected in annual Fund operating expenses or in the Example, affect the Fund's performance. During the most recent fiscal year, the Fund's portfolio turnover rate was 86.89% of the average value of its portfolio.

Principal Investment Strategies

Under normal market conditions, the Fund invests its assets primarily to predominantly in U.S. and foreign debt securities, including those in emerging markets. Debt securities include all varieties of fixed, variable and floating rate income securities, including bonds, U.S. and foreign government and agency securities, corporate loans (and loan participations) and mortgage-backed securities and other asset-backed securities. The Fund shifts its investments among various classes of debt securities and at any given time may have a substantial amount of its assets invested in any class of debt security.

The Fund may invest up to 100% of its assets in high yield, lower-quality debt securities (also known as "junk bonds"). The below-investment grade debt securities in which the Fund invests are generally rated at least Caa by Moody's Investors Service (Moody's) or CCC by S&P Global Ratings (S&P) or are unrated securities the Fund's investment manager determines are of comparable quality.

The Fund may invest in many different securities issued or guaranteed by the U.S. government or by non-U.S. governments, or their respective agencies or instrumentalities, including mortgage-backed securities and inflation-indexed securities issued by the U.S. Treasury. Mortgage-backed securities represent an interest in a pool of mortgage loans made by banks and other financial institutions to finance purchases of homes, commercial buildings and other real estate. The individual mortgage loans are packaged or "pooled" together for sale to investors. As the underlying mortgage loans are paid off, investors receive principal and interest payments. These securities may be fixed-rate or adjustable-rate mortgage-backed securities (ARMS). The Fund may purchase or sell

FUND SUMMARY

mortgage-backed securities on a delayed delivery or forward commitment basis through the "to-be-announced" (TBA) market. With TBA transactions, the particular securities to be delivered must meet specified terms and standards. The Fund may also invest a small portion of its assets directly in mortgage loans.

For purposes of pursuing its investment goals, the Fund regularly enters into various currency-related transactions involving derivative instruments, including currency and cross currency forwards, currency swaps, currency and currency index futures contracts and currency options. The Fund regularly enters into interest rate and credit-related transactions involving derivative instruments, including interest rate, fixed income total return and credit default swaps and interest rate and/ or bond futures contracts. The use of these derivative transactions may allow the Fund to obtain net long or net short exposures to selected currencies, interest rates, countries, durations or credit risks. These derivative instruments may also be used for hedging purposes, to enhance Fund returns or to obtain exposure to various market sectors.

The Fund may invest a significant portion of its assets in complex fixed income securities, such as collateralized debt obligations (CDOs), which are generally a type of asset-backed securities. The Fund's investments in CDOs may include investments in collateralized loan obligations (CLOs), which are a type of CDO.

The Fund's investment manager is a research driven, fundamental investor that relies on a team of analysts to provide in-depth industry expertise and uses both qualitative and quantitative analysis to evaluate issuers. The Fund uses an active asset allocation strategy to try to achieve its investment goals. The investment manager uses a "top-down" analysis of macroeconomic trends combined with a "bottom-up" fundamental analysis of market sectors, industries, and issuers to try to take advantage of varying sector reactions to economic events.

Principal Risks

You could lose money by investing in the Fund. Mutual fund shares are not deposits or obligations of, or guaranteed or endorsed by, any bank, and are not insured by the Federal Deposit Insurance Corporation, the Federal Reserve Board, or any other agency of the U.S. government.

Credit: An issuer of debt securities may fail to make interest payments or repay principal when due, in whole or in part. Changes in an issuer's financial strength or in a security's or government's credit rating may affect a security's value.

High-Yield Debt Instruments: Issuers of lower-rated or "high-yield" debt instruments (also known as "junk bonds") are not as strong financially as those issuing higher credit quality debt instruments. High-yield debt instruments are generally considered predominantly speculative by the applicable rating agencies as their issuers are more likely to encounter financial difficulties because they may be more

highly leveraged, or because of other considerations. In addition, high yield debt instruments generally are more vulnerable to changes in the relevant economy, such as a recession or a sustained period of rising interest rates, that could affect their ability to make interest and principal payments when due. The prices of high-yield debt instruments generally fluctuate more than those of higher credit quality. High-yield debt instruments are generally more illiquid (harder to sell) and harder to value.

Interest Rate: When interest rates rise, debt security prices generally fall. The opposite is also generally true: debt security prices rise when interest rates fall. Interest rate changes are influenced by a number of factors, including government policy, monetary policy, inflation expectations, perceptions of risk, and supply of and demand for bonds. In general, securities with longer maturities or durations are more sensitive to interest rate changes.

Market: The market values of securities or other investments owned by the Fund will go up or down, sometimes rapidly or unpredictably. The market value of a security or other investment may be reduced by market activity or other results of supply and demand unrelated to the issuer. This is a basic risk associated with all investments. When there are more sellers than buyers, prices tend to fall. Likewise, when there are more buyers than sellers, prices tend to rise. In addition, the value of the Fund's investments may go up or down due to general market or other conditions that are not specifically related to a particular issuer, such as: real or perceived adverse economic changes, including widespread liquidity issues and defaults in one or more industries; changes in interest or exchange rates; unexpected natural and man-made world events, such as diseases or disasters; financial, political or social disruptions, including terrorism and war; and U.S. trade disputes or other disputes with specific countries that could result in tariffs, trade barriers and investment restrictions in certain securities in those countries. Any of these conditions can adversely affect the economies of many companies, sectors, nations, regions and the market in general, in ways that cannot necessarily be foreseen.

Income: The Fund's distributions to shareholders may decline when prevailing interest rates fall, when the Fund experiences defaults on debt securities it holds or when the Fund realizes a loss upon the sale of a debt security.

Variable Rate Securities: Because changes in interest rates on variable rate securities (including floating rate securities) may lag behind changes in market rates, the value of such securities may decline during periods of rising interest rates until their interest rates reset to market rates. During periods of declining interest rates, because the interest rates on variable rate securities generally reset downward, their market value is unlikely to rise to the same extent as the value of comparable fixed rate securities.

Mortgage Securities and Asset-Backed Securities: Mortgage securities differ from conventional debt securities because principal is paid back periodically over the life of the security rather than at maturity. The Fund may receive

unscheduled payments of principal due to voluntary prepayments, refinancings or foreclosures on the underlying mortgage loans. Because of prepayments, mortgage securities may be less effective than some other types of debt securities as a means of "locking in" long-term interest rates and may have less potential for capital appreciation during periods of falling interest rates. A reduction in the anticipated rate of principal prepayments, especially during periods of rising interest rates, may increase or extend the effective maturity and duration of mortgage securities, making them more sensitive to interest rate changes, subject to greater price volatility, and more susceptible than some other debt securities to a decline in market value when interest rates rise. Mortgage securities purchased on a delayed delivery or forward commitment basis through the TBA (to-be-announced) market are subject to the risk that the actual securities received by the Fund may be less favorable than anticipated, or that a counterparty will fail to deliver the security.

Issuers of asset-backed securities may have limited ability to enforce the security interest in the underlying assets, and credit enhancements provided to support the securities, if any, may be inadequate to protect investors in the event of default. Like mortgage securities, asset-backed securities are subject to prepayment and extension risks.

Foreign Securities (non-U.S.): Investing in foreign securities typically involves more risks than investing in U.S. securities, and includes risks associated with: (i) internal and external political and economic developments – e.g., the political, economic and social policies and structures of some foreign countries may be less stable and more volatile than those in the U.S. or some foreign countries may be subject to trading restrictions or economic sanctions; diplomatic and political developments could affect the economies, industries, and securities and currency markets of the countries in which the Fund is invested, which can include rapid and adverse political changes; social instability; regional conflicts; sanctions imposed by the United States, other nations or other governmental entities, including supranational entities; terrorism; and war; (ii) trading practices – e.g., government supervision and regulation of foreign securities and currency markets, trading systems and brokers may be less than in the U.S.; (iii) availability of information – e.g., foreign issuers may not be subject to the same disclosure, accounting and financial reporting standards and practices as U.S. issuers; (iv) limited markets – e.g., the securities of certain foreign issuers may be less liquid (harder to sell) and more volatile; and (v) currency exchange rate fluctuations and policies – e.g., fluctuations may negatively affect investments denominated in foreign currencies and any income received or expenses paid by the Fund in that foreign currency.

Sovereign Debt Securities: Sovereign debt securities are subject to various risks in addition to those relating to debt securities and foreign investments generally, including, but not limited to, the risk that a governmental entity may be unwilling or unable to pay interest and repay principal on its sovereign debt, or otherwise meet its obligations when due

because of cash flow problems, insufficient foreign reserves, the relative size of the debt service burden to the economy as a whole, the government's policy towards principal international lenders such as the International Monetary Fund, or the political considerations to which the government may be subject. If a sovereign debtor defaults (or threatens to default) on its sovereign debt obligations, the indebtedness may be restructured. Some sovereign debtors have in the past been able to restructure their debt payments without the approval of some or all debt holders or to declare moratoria on payments. In the event of a default on sovereign debt, the Fund may also have limited legal recourse against the defaulting government entity.

Emerging Market Countries: The Fund's investments in emerging market countries are subject to all of the risks of foreign investing generally, and have additional heightened risks due to a lack of established legal, political, business and social frameworks to support securities markets, including: delays in settling portfolio securities transactions; currency and capital controls; greater sensitivity to interest rate changes; pervasiveness of corruption and crime; currency exchange rate volatility; and inflation, deflation or currency devaluation.

Floating Rate Corporate Investments: Floating rate corporate loans and corporate debt securities generally have credit ratings below investment grade and may be subject to resale restrictions. They are often issued in connection with highly leveraged transactions, and may be subject to greater credit risks than other investments including the possibility of default or bankruptcy. In addition, a secondary market in corporate loans may be subject to irregular trading activity, wide bid/ask spreads and extended trade settlement periods, which may impair the ability to accurately value existing and prospective investments and to realize in a timely fashion the full value upon the sale of a corporate loan. A significant portion of floating rate investments may be "covenant lite" loans that may contain fewer or less restrictive constraints on the borrower or other borrower-friendly characteristics.

Collateralized Debt Obligations (CDOs): The risks of an investment in a CDO, a type of asset backed security, and which includes CLOs, depend largely on the type of collateral held by the special purpose entity (SPE) and the tranche of the CDO in which the Fund invests and may be affected by the performance of a CDO's collateral manager. CDOs may be deemed to be illiquid and subject to the Fund's restrictions on investments in illiquid investments. In addition to the normal risks associated with debt securities and asset backed securities (e.g., interest rate risk, credit risk and default risk), CDOs carry additional risks including, but not limited to: (i) the possibility that distributions from collateral securities will not be adequate to make interest or other payments; (ii) the quality of the collateral may decline in value or quality or go into default or be downgraded; (iii) the Fund may invest in tranches of a CDO that are subordinate to other classes; and (iv) the complex structure of the security may not be fully understood at the time of investment.

FUND SUMMARY

Focus: To the extent that the Fund focuses on particular countries, regions, industries, sectors or types of investments from time to time, the Fund may be subject to greater risks of adverse developments in such areas of focus than a fund that invests in a wider variety of countries, regions, industries, sectors or investments.

Derivative Instruments: The performance of derivative instruments depends largely on the performance of an underlying instrument, such as a currency, security, interest rate or index, and such instruments often have risks similar to their underlying instrument, in addition to other risks. Derivative instruments involve costs and can create economic leverage in the Fund's portfolio which may result in significant volatility and cause the Fund to participate in losses (as well as gains) in an amount that exceeds the Fund's initial investment. Other risks include illiquidity, mispricing or improper valuation of the derivative instrument, and imperfect correlation between the value of the derivative and the underlying instrument so that the Fund may not realize the intended benefits. When a derivative is used for hedging, the change in value of the derivative may also not correlate specifically with the currency, security, interest rate, index or other risk being hedged. With over-the-counter derivatives, there is the risk that the other party to the transaction will fail to perform.

Inflation: The market price of debt securities generally falls as inflation increases because the purchasing power of the future income and repaid principal is expected to be worth less when received by the Fund. Debt securities that pay a fixed rather than variable interest rate are especially vulnerable to inflation risk because variable-rate debt securities may be able to participate, over the long term, in rising interest rates which have historically corresponded with long-term inflationary trends.

Currency Management Strategies: Currency management strategies may substantially change the Fund's exposure to currency exchange rates and could result in losses to the Fund if currencies do not perform as the investment manager expects. In addition, currency management strategies, to the extent that they reduce the Fund's exposure to currency risks, also reduce the Fund's ability to benefit from favorable changes in currency exchange rates. Using currency management strategies for purposes other than hedging further increases the Fund's exposure to foreign investment losses. Currency markets generally are not as regulated as securities markets. In addition, currency rates may fluctuate significantly over short periods of time, and can reduce returns.

Liquidity: The trading market for a particular security or type of security or other investments in which the Fund invests may become less liquid or even illiquid. Reduced liquidity will have an adverse impact on the Fund's ability to sell such securities or other investments when necessary to meet the Fund's liquidity needs, which may arise or increase in response to a specific economic event or because the investment manager wishes to purchase particular investments or believes that a higher level of liquidity would

be advantageous. Reduced liquidity will also generally lower the value of such securities or other investments. Market prices for such securities or other investments may be relatively volatile.

Management: The Fund is subject to management risk because it is an actively managed investment portfolio. The Fund's investment manager applies investment techniques and risk analyses in making investment decisions for the Fund, but there can be no guarantee that these decisions will produce the desired results.

Cybersecurity: Cybersecurity incidents, both intentional and unintentional, may allow an unauthorized party to gain access to Fund assets, Fund or customer data (including private shareholder information), or proprietary information, cause the Fund, the investment manager, and/or their service providers (including, but not limited to, Fund accountants, custodians, sub-custodians, transfer agents and financial intermediaries) to suffer data breaches, data corruption or loss of operational functionality or prevent Fund investors from purchasing, redeeming or exchanging shares or receiving distributions. The investment manager has limited ability to prevent or mitigate cybersecurity incidents affecting third party service providers, and such third party service providers may have limited indemnification obligations to the Fund or the investment manager. Cybersecurity incidents may result in financial losses to the Fund and its shareholders, and substantial costs may be incurred in an effort to prevent or mitigate future cybersecurity incidents. Issuers of securities in which the Fund invests are also subject to cybersecurity risks, and the value of these securities could decline if the issuers experience cybersecurity incidents.

Because technology is frequently changing, new ways to carry out cyber attacks are always developing. Therefore, there is a chance that some risks have not been identified or prepared for, or that an attack may not be detected, which puts limitations on the Fund's ability to plan for or respond to a cyber attack. Like other funds and business enterprises, the Fund, the investment manager, and their service providers are subject to the risk of cyber incidents occurring from time to time.

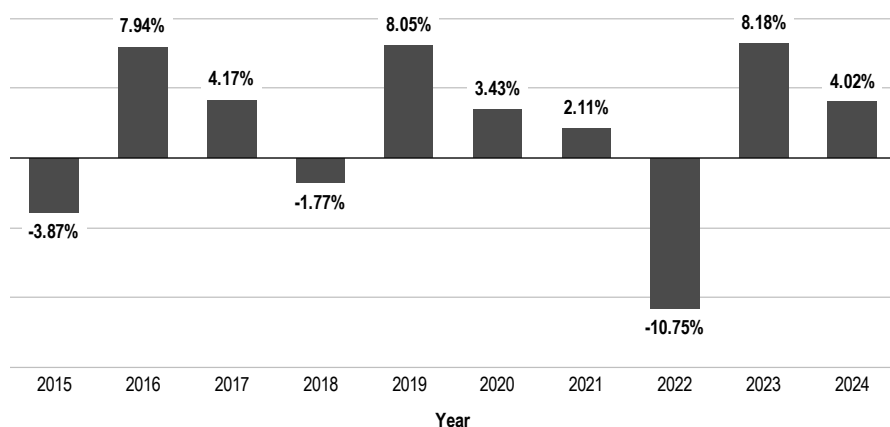
Performance

The following bar chart and table provide some indication of the risks of investing in the Fund. The bar chart shows changes in the Fund's performance from year to year for Class 2 shares. The table shows how the Fund's average annual returns for 1 year, 5 years, 10 years or since inception, as applicable, compared with those of a broad measure of market performance. The Fund's past

performance is not necessarily an indication of how the Fund will perform in the future.

Performance reflects all Fund expenses but does not include any fees or sales charges imposed by variable insurance contracts, qualified plans or funds of funds. If they had been included, the returns shown below would be lower. Investors should consult the variable insurance contract prospectus, or the disclosure documents for qualified plans or funds of funds for more information.

Class 2 Annual Total Returns



Best Quarter:	2020, Q2	7.31%
Worst Quarter:	2020, Q1	-9.48%

Average Annual Total Returns

For periods ended December 31, 2024

	1 Year	5 Years	10 Years
Franklin Strategic Income VIP Fund - Class 1	4.32%	1.44%	2.24%
Franklin Strategic Income VIP Fund - Class 2	4.02%	1.19%	1.98%
Franklin Strategic Income VIP Fund - Class 4	3.98%	1.09%	1.89%
Bloomberg US Aggregate Index (index reflects no deduction for fees, expenses or taxes)	1.25%	-0.33%	1.35%

No one index is representative of the Fund's portfolio.

Important data provider notices and terms are available at www.franklintempletondatasources.com. All data is subject to change.

Investment Manager

Franklin Advisers, Inc. (Advisers or investment manager)

Portfolio Managers

Sonal Desai, Ph.D.

Executive Vice President and Director of Advisers and portfolio manager of the Fund since 2018.

Patrick Klein, Ph.D.

Senior Vice President of Advisers and portfolio manager of the Fund since 2022.

Patricia O'Connor, CFA

Vice President of Advisers and portfolio manager of the Fund since 2016.

Thomas Runkel, CFA

Vice President of Advisers and portfolio manager of the Fund since 2022.

Benjamin Cryer, CFA

Portfolio Manager of Advisers and portfolio manager of the Fund since 2022.

Michael V. Salm

Portfolio Manager of Advisers and portfolio manager of the Fund since September 2024.

Purchase and Sale of Fund Shares

Shares of the Fund are sold to insurance companies' separate accounts (Insurers) to fund variable annuity or variable life insurance contracts and to qualified plans. Insurance companies offer variable annuity and variable life insurance products through separate accounts. Shares of the Fund may also be sold to other mutual funds, either as underlying funds in a fund of funds or in other structures. In addition, Fund shares are held by a limited number of Insurers, qualified retirement plans and, when applicable, funds of funds. Substantial withdrawals by one or more Insurers, qualified retirement plans or funds of funds could

reduce Fund assets, causing total Fund expenses to become higher than the numbers shown in the fees and expenses table above.

The terms of the offering of interests in separate accounts are included in the variable annuity or variable life insurance product prospectus. The terms of offerings of funds of funds are included in those funds' prospectuses. The terms of offering of qualified retirement plans are described in their disclosure documents. Investors should consult the variable contract prospectus, fund of fund prospectus, or plan disclosure documents for more information on fees and expenses imposed by variable insurance contracts, funds of funds or qualified retirement plans, respectively.

Taxes

Because shares of the Fund are generally purchased through variable annuity contracts or variable life insurance contracts, the Fund's distributions (which the Fund expects, based on its investment goals and strategies to consist of ordinary income, capital gains or some combination of both) will be exempt from current taxation if left to accumulate within the variable contract. You should refer to your contract prospectus for more information on these tax consequences.

Payments to Sponsoring Insurance Companies and Other Financial Intermediaries

The Fund or its distributor (and related companies) may pay broker/dealers or other financial intermediaries (such as banks and insurance companies, or their related companies) for the sale and retention of variable contracts which offer Fund shares and/or for other services. These payments may create a conflict of interest for an intermediary or be a factor in the insurance company's decision to include the Fund as an investment option in its variable contract. For more information, ask your insurance company or financial advisor, visit your insurance company's or intermediary's website, or consult the Contract prospectus or this Fund prospectus.

FRANKLIN U.S. GOVERNMENT SECURITIES VIP FUND

Investment Goal

Income.

Fees and Expenses of the Fund

This table describes the fees and expenses that you may pay if you buy, hold and sell shares of the Fund. **The table and the example do not include any fees or sales charges imposed by variable insurance contracts, qualified retirement plans or funds of funds.** If they were included, your costs would be higher.

Annual Fund Operating Expenses

(expenses that you pay each year as a percentage of the value of your investment)

	Class 1	Class 2
Management fees	0.50%	0.50%
Distribution and service (12b-1) fees	None	0.25%
Other expenses	0.03%	0.03%
Total annual Fund operating expenses	0.53%	0.78%

Example

This Example is intended to help you compare the cost of investing in the Fund with the cost of investing in other mutual funds. The Example assumes that you invest \$10,000 in the Fund for the time periods indicated and then redeem all of your shares at the end of the period. The Example also assumes that your investment has a 5% return each year and that the Fund's operating expenses remain the same. Although your actual costs may be higher or lower, based on these assumptions your costs would be:

	1 Year	3 Years	5 Years	10 Years
Class 1	\$54	\$170	\$297	\$665
Class 2	\$80	\$250	\$434	\$967

Portfolio Turnover

The Fund pays transaction costs, such as commissions, when it buys and sells securities (or "turns over" its portfolio). A higher portfolio turnover rate may indicate higher transaction costs. These costs, which are not reflected in annual Fund operating expenses or in the Example, affect the Fund's performance. During the most recent fiscal year, the Fund's portfolio turnover rate was 11.16% of the average value of its portfolio.

Principal Investment Strategies

Under normal market conditions, the Fund invests at least 80% of its net assets in U.S. government securities. The Fund invests primarily to predominantly in fixed rate and variable rate mortgage-backed securities, a significant to substantial amount of which is in securities issued by the Government National Mortgage Association (Ginnie Maes). Ginnie Maes represent an ownership interest in mortgage loans pooled together for sale to investors to finance purchases of homes. The mortgage loans may have either fixed or adjustable interest rates. As the underlying mortgage loans are paid off, Ginnie Maes provide investors with monthly payments of interest and principal as well as any unscheduled prepayments on the underlying mortgage loans.

Ginnie Maes carry a guarantee as to the timely repayment of principal and interest that is backed by the full faith and credit of the U.S. government. The full faith and credit guarantee does not apply to the market prices and yields of the Ginnie Maes or to the net asset value or performance of the Fund, which will vary with changes in interest rates and other market conditions.

The Fund may also invest in mortgage-backed and other securities issued or guaranteed by the Federal National Mortgage Association (Fannie Mae) or the Federal Home Loan Mortgage Corporation (Freddie Mac). Securities issued or guaranteed by Fannie Mae and Freddie Mac are not backed by the full faith and credit of the U.S. government, but rather are generally supported only by the creditworthiness of the issuer.

The Fund may invest in U.S. Treasury STRIPS, bills, bonds, notes and Treasury inflation-protected securities.

Government agency or instrumentality issues have different levels of credit support. Ginnie Mae pass-through mortgage certificates are backed by the full faith and credit of the U.S. government. **U.S. government-sponsored entities, such as Fannie Mae and Freddie Mac, may be chartered by Acts of Congress, but their securities are neither issued nor guaranteed by the U.S. government. Although the U.S. government has provided financial support to Fannie Mae and Freddie Mac, no assurance can be given that the U.S. government will continue to do so.** Accordingly, securities issued by Fannie Mae and Freddie Mac may involve a greater risk of non-payment of principal and interest. Investors should remember that guarantees of timely repayment of principal and interest do not apply to the market prices and yields of the securities or to the net asset value or performance of the Fund, which will vary with changes in interest rates and other market conditions.

FUND SUMMARY

The Fund may also invest in other U.S. government securities, which may or may not be backed by the full faith and credit of the U.S. government.

Principal Risks

You could lose money by investing in the Fund. Mutual fund shares are not deposits or obligations of, or guaranteed or endorsed by, any bank, and are not insured by the Federal Deposit Insurance Corporation, the Federal Reserve Board, or any other agency of the U.S. government.

Interest Rate: When interest rates rise, debt security prices generally fall. The opposite is also generally true: debt security prices rise when interest rates fall. Interest rate changes are influenced by a number of factors, including government policy, monetary policy, inflation expectations, perceptions of risk, and supply of and demand for bonds. In general, securities with longer maturities or durations are more sensitive to interest rate changes.

Prepayment: Prepayment risk occurs when a debt security can be repaid in whole or in part prior to the security's maturity and the Fund must reinvest the proceeds it receives, during periods of declining interest rates, in securities that pay a lower rate of interest. Also, if a security has been purchased at a premium, the value of the premium would be lost in the event of prepayment. Prepayments generally increase when interest rates fall.

Mortgage Securities: Mortgage securities differ from conventional debt securities because principal is paid back periodically over the life of the security rather than at maturity. The Fund may receive unscheduled payments of principal due to voluntary prepayments, refinancings or foreclosures on the underlying mortgage loans. Because of prepayments, mortgage securities may be less effective than some other types of debt securities as a means of "locking in" long-term interest rates and may have less potential for capital appreciation during periods of falling interest rates. A reduction in the anticipated rate of principal prepayments, especially during periods of rising interest rates, may increase or extend the effective maturity and duration of mortgage securities, making them more sensitive to interest rate changes, subject to greater price volatility, and more susceptible than some other debt securities to a decline in market value when interest rates rise.

Extension: The market value of some fixed rate debt securities (such as certain asset-backed and mortgage-backed securities) will be adversely affected when bond calls or prepayments on underlying mortgages or other assets are less or slower than anticipated, particularly when interest rates rise. When that occurs, the effective maturity date of the Fund's investment may be extended, resulting in an increase in interest rate sensitivity to that of a longer-term instrument. Such extension may also effectively lock-in a below market interest rate and reduce the value of the debt security.

Ginnie Maes: Ginnie Maes differ from conventional corporate debt securities because principal is paid back monthly over the life of the security rather than at maturity. The Fund may receive unscheduled payments of principal due to voluntary prepayments, refinancing or foreclosure on the underlying mortgage loans. Because of prepayments, Ginnie Maes may be less effective than some other types of securities as a means of "locking in" long-term interest rates and may have less potential for capital appreciation during periods of falling interest rates. A reduction in the anticipated rate of principal prepayments, especially during periods of rising interest rates, may increase the effective maturity of Ginnie Maes, making them more susceptible than some other debt securities to a decline in market value when interest rates rise.

Income: The Fund's distributions to shareholders may decline when prevailing interest rates fall, when the Fund experiences defaults on debt securities it holds or when the Fund realizes a loss upon the sale of a debt security.

Credit: An issuer of debt securities may fail to make interest payments or repay principal when due, in whole or in part. Changes in an issuer's financial strength or in a security's or government's credit rating may affect a security's value. While securities issued by Ginnie Mae are backed by the full faith and credit of the U.S. government, not all securities of the various U.S. government agencies are, including those of Fannie Mae and Freddie Mac. Accordingly, securities issued by Fannie Mae and Freddie Mac may involve a risk of non-payment of principal and interest.

Management: The Fund is subject to management risk because it is an actively managed investment portfolio. The Fund's investment manager applies investment techniques and risk analyses in making investment decisions for the Fund, but there can be no guarantee that these decisions will produce the desired results.

Market: The market values of securities or other investments owned by the Fund will go up or down, sometimes rapidly or unpredictably. The market value of a security or other investment may be reduced by market activity or other results of supply and demand unrelated to the issuer. This is a basic risk associated with all investments. When there are more sellers than buyers, prices tend to fall. Likewise, when there are more buyers than sellers, prices tend to rise. In addition, the value of the Fund's investments may go up or down due to general market or other conditions that are not specifically related to a particular issuer, such as: real or perceived adverse economic changes, including widespread liquidity issues and defaults in one or more industries; changes in interest or exchange rates; unexpected natural and man-made world events, such as diseases or disasters; financial, political or social disruptions, including terrorism and war; and U.S. trade disputes or other disputes with specific countries that could result in tariffs, trade barriers and investment restrictions in certain securities in those countries. Any of these conditions can adversely affect the economies of

many companies, sectors, nations, regions and the market in general, in ways that cannot necessarily be foreseen.

Cybersecurity: Cybersecurity incidents, both intentional and unintentional, may allow an unauthorized party to gain access to Fund assets, Fund or customer data (including private shareholder information), or proprietary information, cause the Fund, the investment manager, and/or their service providers (including, but not limited to, Fund accountants, custodians, sub-custodians, transfer agents and financial intermediaries) to suffer data breaches, data corruption or loss of operational functionality or prevent Fund investors from purchasing, redeeming or exchanging shares or receiving distributions. The investment manager has limited ability to prevent or mitigate cybersecurity incidents affecting third party service providers, and such third party service providers may have limited indemnification obligations to the Fund or the investment manager. Cybersecurity incidents may result in financial losses to the Fund and its shareholders, and substantial costs may be incurred in an effort to prevent or mitigate future cybersecurity incidents. Issuers of securities in which the Fund invests are also subject to cybersecurity risks, and the value of these securities could decline if the issuers experience cybersecurity incidents.

Because technology is frequently changing, new ways to carry out cyber attacks are always developing. Therefore, there is a chance that some risks have not been identified or prepared for, or that an attack may not be detected, which puts limitations on the Fund's ability to plan for or respond to a cyber attack. Like other funds and business enterprises, the Fund, the investment manager, and their service providers are subject to the risk of cyber incidents occurring from time to time.

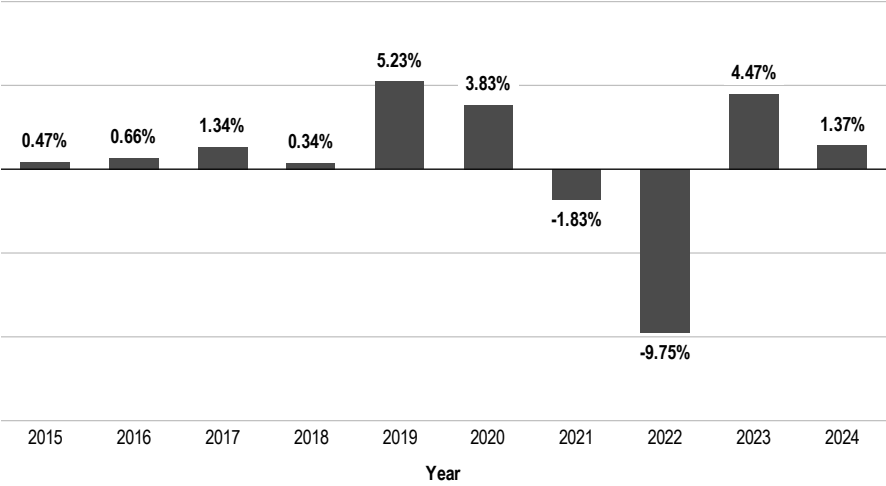
Performance

The following bar chart and table provide some indication of the risks of investing in the Fund. The bar chart shows changes in the Fund's performance from year to year for Class 2 shares. The table shows how the Fund's average annual returns for 1 year, 5 years, 10 years or since inception, as applicable, compared with those of a broad measure of market performance and an additional index with

characteristics relevant to the Fund. The Fund's past performance is not necessarily an indication of how the Fund will perform in the future.

Performance reflects all Fund expenses but does not include any fees or sales charges imposed by variable insurance contracts, qualified plans or funds of funds. If they had been included, the returns shown below would be lower. Investors should consult the variable insurance contract prospectus, or the disclosure documents for qualified plans or funds of funds for more information.

Class 2 Annual Total Returns



Best Quarter:	2023, Q4	5.61%
Worst Quarter:	2022, Q3	-4.29%

Average Annual Total Returns
For periods ended December 31, 2024

	1 Year	5 Years	10 Years
Franklin U.S. Government Securities VIP Fund - Class 1	1.50%	-0.29%	0.77%
Franklin U.S. Government Securities VIP Fund - Class 2	1.37%	-0.52%	0.53%
Bloomberg US Aggregate Index (index reflects no deduction for fees, expenses or taxes)	1.25%	-0.33%	1.35%
Bloomberg US Government - Intermediate Index (index reflects no deduction for fees, expenses or taxes)	2.44%	0.49%	1.24%

No one index is representative of the Fund's portfolio.
Important data provider notices and terms are available at www.franklintempletondatasources.com. All data is subject to change.

Investment Manager

Franklin Advisers, Inc. (Advisers or investment manager)

Portfolio Managers

Paul Varunok

Senior Vice President of Advisers and portfolio manager of the Fund since 2004.

Neil Dhruv

Vice President of Advisers and portfolio manager of the Fund since 2019.

Jatin Misra, Ph.D., CFA

Portfolio Manager of Advisers and portfolio manager of the Fund since September 2024.

Michael V. Salm

Portfolio Manager of Advisers and portfolio manager of the Fund since September 2024.

Purchase and Sale of Fund Shares

Shares of the Fund are sold to insurance companies' separate accounts (Insurers) to fund variable annuity or variable life insurance contracts and to qualified plans. Insurance companies offer variable annuity and variable life insurance products through separate accounts. Shares of the Fund may also be sold to other mutual funds, either as underlying funds in a fund of funds or in other structures. In addition, Fund shares are held by a limited number of Insurers, qualified retirement plans and, when applicable, funds of funds. Substantial withdrawals by one or more Insurers, qualified retirement plans or funds of funds could reduce Fund assets, causing total Fund expenses to become higher than the numbers shown in the fees and expenses table above.

The terms of the offering of interests in separate accounts are included in the variable annuity or variable life insurance product prospectus. The terms of offerings of funds of funds are included in those funds' prospectuses. The terms of offering of qualified retirement plans are described in their disclosure documents. Investors should consult the variable contract prospectus, fund of fund prospectus, or plan disclosure documents for more information on fees and expenses imposed by variable insurance contracts, funds of funds or qualified retirement plans, respectively.

Taxes

Because shares of the Fund are generally purchased through variable annuity contracts or variable life insurance contracts, the Fund's distributions (which the Fund expects, based on its investment goals and strategies to consist of

primarily ordinary income) will be exempt from current taxation if left to accumulate within the variable contract. You should refer to your contract prospectus for more information on these tax consequences.

Payments to Sponsoring Insurance Companies and Other Financial Intermediaries

The Fund or its distributor (and related companies) may pay broker/dealers or other financial intermediaries (such as banks and insurance companies, or their related companies) for the sale and retention of variable contracts which offer Fund shares and/or for other services. These payments may create a conflict of interest for an intermediary or be a factor in the insurance company's decision to include the Fund as an investment option in its variable contract. For more information, ask your insurance company or financial advisor, visit your insurance company's or intermediary's website, or consult the Contract prospectus or this Fund prospectus.

This page intentionally left blank

FRANKLIN VOLSMART ALLOCATION VIP FUND

Investment Goal

Total return (including income and capital gains) while seeking to manage volatility.

Fees and Expenses of the Fund

This table describes the fees and expenses that you may pay if you buy, hold and sell shares of the Fund. **The table and the example do not include any fees or sales charges imposed by variable insurance contracts, qualified retirement plans or funds of funds.** If they were included, your costs would be higher.

Annual Fund Operating Expenses

(expenses that you pay each year as a percentage of the value of your investment)

	Class 1	Class 2	Class 5
Management fees	0.80%	0.80%	0.80%
Distribution and service (12b-1) fees	None	0.25%	0.15%
Other expenses	0.09%	0.06%	0.06%
Acquired fund fees and expenses	0.10%	0.10%	0.10%
Total annual Fund operating expenses ¹	0.99%	1.21%	1.11%
Fee waiver and/or expense reimbursement ²	-0.24%	-0.21%	-0.21%
Total annual Fund operating expenses after fee waiver and/or expense reimbursement	0.75%	1.00%	0.90%

¹ Total annual Fund operating expenses differ from the ratio of expenses to average net assets shown in the Financial Highlights, which reflect the operating expenses of the Fund and do not include acquired fund fees and expenses.

² The investment manager has agreed to waive fees and/or reimburse operating expenses (excluding Rule 12b-1 fees, acquired fund fees and expenses, interest expense and certain non-routine expenses or costs, such as those relating to litigation, indemnification, reorganizations and liquidations) for the Fund so that the ratio of total annual fund operating expenses will not exceed 0.65% for each share class. The investment manager has also agreed to reduce its fees to reflect reduced services resulting from the Fund's investments in Franklin Templeton affiliated funds. These contractual arrangements are expected to continue until April 30, 2026. During the terms, the fee waiver and expense reimbursement agreements may not be terminated or amended without approval of the board of trustees except to add series or classes, to reflect the extension of termination dates or to lower the waiver and expense limitation (which would result in lower fees for shareholders).

Example

This Example is intended to help you compare the cost of investing in the Fund with the cost of investing in other mutual funds. The Example assumes that you invest \$10,000 in the Fund for the time periods indicated and then redeem all of your shares at the end of the period. The Example also assumes that your investment has a 5% return each year and that the Fund's operating expenses remain the same. The Example reflects adjustments made to the Fund's operating expenses due to the fee waivers and/or expense reimbursements by management for the 1 Year

numbers only. Although your actual costs may be higher or lower, based on these assumptions your costs would be:

	1 Year	3 Years	5 Years	10 Years
Class 1	\$77	\$291	\$523	\$1,190
Class 2	\$102	\$363	\$644	\$1,446
Class 5	\$92	\$332	\$591	\$1,333

Portfolio Turnover

The Fund pays transaction costs, such as commissions, when it buys and sells securities (or "turns over" its portfolio). A higher portfolio turnover rate may indicate higher transaction costs. These costs, which are not reflected in annual Fund operating expenses or in the Example, affect the Fund's performance. During the most recent fiscal year, the Fund's portfolio turnover rate was 34.51% of the average value of its portfolio.

Principal Investment Strategies

Under normal market conditions, the Fund seeks to achieve its investment goal by allocating its assets across certain asset classes, sectors and strategies in an attempt to produce a diversified portfolio that will generate returns while minimizing the expected volatility of the Fund's returns so that volatility does not exceed a target of 10% per year (volatility within the 10% target is referred to as "Target Volatility"). Managing the Fund to remain within its Target Volatility is designed to reduce the potential dramatic and rapid price swings that could be experienced by the Fund's "core portfolio." The Fund's assets are primarily invested in its "core portfolio," which is principally comprised of various U.S. equity and fixed income investments and strategies including investments in other mutual funds and exchange-traded funds (ETFs) that provide exposure to such investments and strategies, as described in more detail below. The Fund's investment manager, Franklin Advisers, Inc. (Advisers), allocates the Fund's assets among the strategies and investments in the core portfolio to diversify the assets of the Fund and to reduce the Fund's risk of being significantly impacted by changes in a specific asset class.

In addition, Advisers employs an additional strategy to manage the Fund's risk exposure to market volatility. Advisers employs a volatility management strategy, which is designed to manage the expected volatility of the Fund's returns so that volatility remains within the Fund's Target Volatility. In employing this strategy, Advisers measures the Fund's expected volatility and utilize certain derivative instruments (primarily futures contracts on indices) to adjust the Fund's expected volatility to within the Target Volatility,

FUND SUMMARY

as described in more detail below. There is no guarantee that the Fund will stay within its Target Volatility.

There is no guarantee that the Fund's volatility management strategy will be successful. The Fund's Target Volatility is not a total return performance target – the Fund does not expect, nor does it represent, that its total return performance will be within any specified range. It is possible that the Fund could stay within its Target Volatility while having negative performance returns. Also, efforts to manage the Fund's volatility can be expected to limit the Fund's gains in rising markets, may expose the Fund to costs to which it would otherwise not have been exposed, and if unsuccessful may result in substantial losses.

The Fund is structured as a limited “fund-of-funds” that seeks to achieve its investment goal by investing its assets partially in other mutual funds, which include other Franklin Templeton mutual funds and ETFs and third-party ETFs (underlying funds). Each underlying fund is allocated to the equity, fixed income, multi-class or cash asset class based on its predominant asset class and strategies. These underlying funds, in turn, invest in a variety of U.S. and foreign equity, fixed-income and money market securities. The Fund also obtains exposure to certain strategies and investments in its core portfolio by directly investing in the securities and instruments in that strategy. The Fund may have a large percentage of its core portfolio assets invested in underlying funds at any given time; however, the Fund will not invest more than 25% of its assets in any one underlying fund at any given time. The Fund's investments in underlying funds will change over time depending on various factors, including general market conditions.

Core Portfolio

Under normal market conditions, the Fund's core portfolio is allocated among the broad asset classes according to the following approximate percentages to achieve the Fund's asset allocation strategy:

- 50%-70% Equity Allocation
- 13%-33% Fixed Income Allocation
- 5%-15% Multi-Asset Class Allocation (combination of equity and fixed income)
- 0%-13% Cash (includes cash, cash equivalents and money market funds or securities)

To the extent that Advisers allocates the Fund's assets to underlying funds, such allocations are based on the underlying fund's predominant asset class. These underlying funds invest in a variety of equity and fixed-income securities and may also have exposure to derivative instruments.

At the discretion of Advisers, the above percentages may vary from time to time without shareholder approval, e.g., based on market conditions or the investment manager's assessment of an asset class' relative attractiveness as an investment opportunity or as part of the volatility management strategy. In addition, as a result of the Fund's use of derivatives, and/or in an effort to manage expected

volatility, the Fund may hold significant amounts of cash, cash equivalents and money market instruments.

When selecting equity investments for the Fund's core portfolio, Advisers considers a number of characteristics, including but not limited to, the market capitalization and investment style (growth vs. value). The Fund or the underlying funds may invest in securities of any capitalization range. When selecting fixed-income investments for the Fund's core portfolio, Advisers considers a number of characteristics, including but not limited to, yield and price volatility. The Fund or the underlying funds may invest in mortgage- or asset-backed securities and high yield debt securities (also known as “junk bonds”). In evaluating the risk level of the Fund's investments, the Advisers analyzes various characteristics including but not limited to: (a) relative and absolute performance, including correlations with other underlying funds as well as corresponding benchmarks, and (b) volatility.

Volatility Management Strategy

The Fund employs a volatility management strategy that seeks to stabilize the number and level of performance swings of the Fund over time. Managing the Fund's volatility to within its Target Volatility is intended to reduce the downside risk of the Fund during periods of significant and sustained market declines. There is, however, no guarantee that the Fund will remain within its Target Volatility. In this context, “volatility” is a statistical measurement of the frequency and level of up and down fluctuations of the Fund's returns over time. Volatility may result in rapid and dramatic price swings. Volatility, in other words, represents the average annual deviation of the Fund's return around the average Fund return.

In employing this strategy, Advisers measures the expected annual volatility of the Fund's core portfolio. If the Fund's expected annual volatility exceeds the Target Volatility, the Fund writes (sells) one or more equity index futures contracts (usually S&P 500 Index futures contracts) with the goal of decreasing the core portfolio's exposure to U.S. equity securities so that the expected annual volatility of the Fund is at or below the target of 10%. Generally, Advisers intends to use the strategy to reduce risk and would not employ the volatility management strategy if the expected volatility of the Fund's core portfolio is at or below the Target Volatility. The volatility strategy may cause the Fund's effective exposure to certain asset classes to be greater or less than its direct investments.

With respect to the Fund's derivative investments, the Fund may enter into equity index futures contracts in connection with the Fund's volatility management strategy. The Fund also engages in one or more total return swaps on one or more systematic or quantitative rules-based indices that use a mathematical methodology to automatically increase or decrease exposure to short- and/or medium-term futures on an index that measures market expectations of volatility. The Fund invests in such swaps to manage volatility. In addition, the underlying funds may enter into various transactions

involving complex derivative instruments for hedging or investment purposes.

Principal Risks

You could lose money by investing in the Fund. Mutual fund shares are not deposits or obligations of, or guaranteed or endorsed by, any bank, and are not insured by the Federal Deposit Insurance Corporation, the Federal Reserve Board, or any other agency of the U.S. government.

Market: The market values of securities or other investments owned by the Fund will go up or down, sometimes rapidly or unpredictably. The market value of a security or other investment may be reduced by market activity or other results of supply and demand unrelated to the issuer. This is a basic risk associated with all investments. When there are more sellers than buyers, prices tend to fall. Likewise, when there are more buyers than sellers, prices tend to rise. In addition, the value of the Fund's investments may go up or down due to general market or other conditions that are not specifically related to a particular issuer, such as: real or perceived adverse economic changes, including widespread liquidity issues and defaults in one or more industries; changes in interest or exchange rates; unexpected natural and man-made world events, such as diseases or disasters; financial, political or social disruptions, including terrorism and war; and U.S. trade disputes or other disputes with specific countries that could result in tariffs, trade barriers and investment restrictions in certain securities in those countries. Any of these conditions can adversely affect the economies of many companies, sectors, nations, regions and the market in general, in ways that cannot necessarily be foreseen.

Stock prices tend to go up and down more dramatically than those of debt securities. A slower-growth or recessionary economic environment could have an adverse effect on the prices of the various stocks held by the Fund.

Volatility Management Strategy: There can be no guarantee that the Fund's volatility management strategy will be successful; moreover, achieving the Fund's strategy of limiting the Fund's annual volatility does not mean the Fund will achieve a positive or competitive return. The actual volatility that the Fund experiences may be significantly higher than its Target Volatility. In addition, the volatility management strategy focuses on managing the volatility of the U.S. equity markets – to the extent the underlying funds have exposure to foreign markets, volatility resulting from those investments will not be managed under the volatility management strategy. The volatility management strategy can be expected to limit the Fund's participation in market price appreciation when compared to similar funds that do not attempt these strategies.

In seeking to manage the Fund's portfolio and overall volatility, Advisers use proprietary and third-party risk modeling systems to obtain short-term risk and correlation forecasts. There is no assurance that the modeling systems

or the algorithms used by the indices are complete or accurate, or representative of future market cycles, nor will they necessarily be beneficial to the Fund even if they are accurate.

In cases of extreme market conditions during which there is price dislocation for certain securities or in the event of systemic market dislocation, the Fund's managed volatility strategy may cause the Fund to be significantly over- or under-exposed to a specific security or asset class, which may cause the Fund to lose significantly more than it would have lost had the managed volatility strategy or the risk models not been used.

Interest Rate: When interest rates rise, debt security prices generally fall. The opposite is also generally true: debt security prices rise when interest rates fall. Interest rate changes are influenced by a number of factors, including government policy, monetary policy, inflation expectations, perceptions of risk, and supply of and demand for bonds. In general, securities with longer maturities or durations are more sensitive to interest rate changes.

Credit: An issuer of debt securities may fail to make interest payments or repay principal when due, in whole or in part. Changes in an issuer's financial strength or in a security's or government's credit rating may affect a security's value.

Derivative Instruments: The performance of derivative instruments depends largely on the performance of an underlying instrument, such as a currency, security, interest rate or index, and such instruments often have risks similar to their underlying instrument, in addition to other risks. Derivative instruments involve costs and can create economic leverage in the Fund's portfolio which may result in significant volatility and cause the Fund to participate in losses (as well as gains) in an amount that exceeds the Fund's initial investment. Other risks include illiquidity, mispricing or improper valuation of the derivative instrument, and imperfect correlation between the value of the derivative and the underlying instrument so that the Fund may not realize the intended benefits. When a derivative is used for hedging, the change in value of the derivative may also not correlate specifically with the currency, security, interest rate, index or other risk being hedged. With over-the-counter derivatives, there is the risk that the other party to the transaction will fail to perform.

Income: The Fund's distributions to shareholders may decline when prevailing interest rates fall, when the Fund experiences defaults on debt securities it holds or when the Fund realizes a loss upon the sale of a debt security.

Small and Mid Capitalization Companies: Securities issued by small and mid capitalization companies may be more volatile in price than those of larger companies and may involve substantial risks. Such risks may include greater sensitivity to economic conditions, less certain growth prospects, lack of depth of management and funds for growth and development, and limited or less developed product lines and markets. In addition, small and mid capitalization companies may be particularly affected by

FUND SUMMARY

interest rate increases, as they may find it more difficult to borrow money to continue or expand operations, or may have difficulty in repaying any loans. The markets for securities issued by small and mid capitalization companies also tend to be less liquid than the markets for securities issued by larger companies.

Investing in Underlying Funds: Because the Fund invests in underlying funds, and the Fund's performance is directly related to the performance of the underlying funds held by it, the ability of the Fund to achieve its investment goal is directly related to the ability of the underlying funds to meet their investment goals. In addition, shareholders of the Fund will indirectly bear the fees and expenses of the underlying funds.

Investing in ETFs: The Fund's investments in ETFs may subject the Fund to additional risks than if the Fund would have invested directly in the ETFs' underlying securities. These risks include the possibility that an ETF may experience a lack of liquidity that can result in greater volatility than its underlying securities or an ETF may trade at a premium or discount to its net asset value, as shares of an ETF are bought and sold based on exchanges on market values and not at the ETF's net asset value. In the case of an index ETF, the ETF may not replicate exactly the performance of the benchmark index it seeks to track. In addition, investing in an ETF may also be more costly than if the Fund had owned the underlying securities directly. The Fund, and indirectly, shareholders of the Fund, bear a proportionate share of the ETF's expenses, which include management and advisory fees and other expenses. In addition, the Fund pays brokerage commissions in connection with the purchase and sale of shares of ETFs.

High-Yield Debt Instruments: Issuers of lower-rated or "high-yield" debt instruments (also known as "junk bonds") are not as strong financially as those issuing higher credit quality debt instruments. High-yield debt instruments are generally considered predominantly speculative by the applicable rating agencies as their issuers are more likely to encounter financial difficulties because they may be more highly leveraged, or because of other considerations. In addition, high yield debt instruments generally are more vulnerable to changes in the relevant economy, such as a recession or a sustained period of rising interest rates, that could affect their ability to make interest and principal payments when due. The prices of high-yield debt instruments generally fluctuate more than those of higher credit quality. High-yield debt instruments are generally more illiquid (harder to sell) and harder to value.

Mortgage Securities and Asset-Backed Securities: Mortgage securities differ from conventional debt securities because principal is paid back periodically over the life of the security rather than at maturity. The Fund may receive unscheduled payments of principal due to voluntary prepayments, refinancings or foreclosures on the underlying mortgage loans. Because of prepayments, mortgage securities may be less effective than some other types of debt securities as a means of "locking in" long-term interest

rates and may have less potential for capital appreciation during periods of falling interest rates. A reduction in the anticipated rate of principal prepayments, especially during periods of rising interest rates, may increase or extend the effective maturity and duration of mortgage securities, making them more sensitive to interest rate changes, subject to greater price volatility, and more susceptible than some other debt securities to a decline in market value when interest rates rise.

Issuers of asset-backed securities may have limited ability to enforce the security interest in the underlying assets, and credit enhancements provided to support the securities, if any, may be inadequate to protect investors in the event of default. Like mortgage securities, asset-backed securities are subject to prepayment and extension risks.

Management: The Fund is subject to management risk because it is an actively managed investment portfolio. The Fund's investment manager applies investment techniques and risk analyses in making investment decisions for the Fund, but there can be no guarantee that these decisions will produce the desired results.

Foreign Securities (non-U.S.): Investing in foreign securities typically involves more risks than investing in U.S. securities, including risks related to currency exchange rates and policies, country or government specific issues, less favorable trading practices or regulation and greater price volatility. Certain of these risks also may apply to securities of U.S. companies with significant foreign operations. The risks of investing in foreign securities are typically greater in less developed or emerging market countries.

Cybersecurity: Cybersecurity incidents, both intentional and unintentional, may allow an unauthorized party to gain access to Fund assets, Fund or customer data (including private shareholder information), or proprietary information, cause the Fund, the investment manager, and/or their service providers (including, but not limited to, Fund accountants, custodians, sub-custodians, transfer agents and financial intermediaries) to suffer data breaches, data corruption or loss of operational functionality or prevent Fund investors from purchasing, redeeming or exchanging shares or receiving distributions. The investment manager has limited ability to prevent or mitigate cybersecurity incidents affecting third party service providers, and such third party service providers may have limited indemnification obligations to the Fund or the investment manager. Cybersecurity incidents may result in financial losses to the Fund and its shareholders, and substantial costs may be incurred in an effort to prevent or mitigate future cybersecurity incidents. Issuers of securities in which the Fund invests are also subject to cybersecurity risks, and the value of these securities could decline if the issuers experience cybersecurity incidents.

Because technology is frequently changing, new ways to carry out cyber attacks are always developing. Therefore, there is a chance that some risks have not been identified or prepared for, or that an attack may not be detected, which puts limitations on the Fund's ability to plan for or respond to

a cyber attack. Like other funds and business enterprises, the Fund, the investment manager, and their service providers are subject to the risk of cyber incidents occurring from time to time.

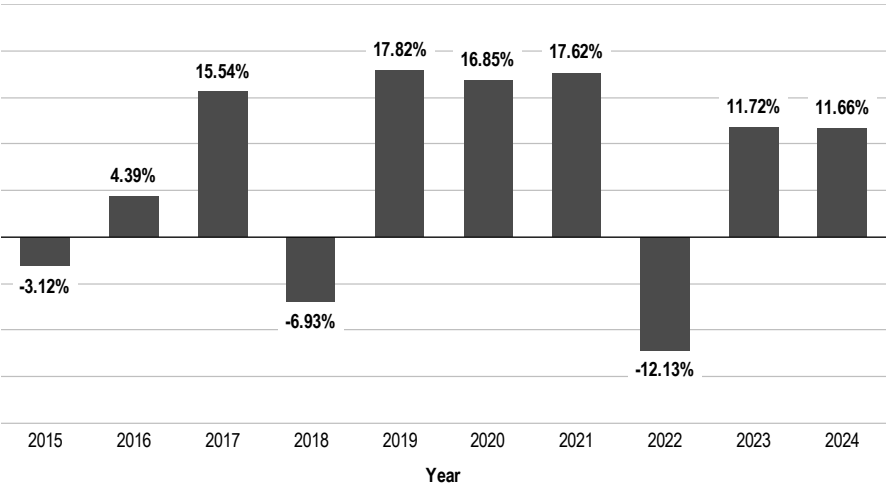
Performance

The following bar chart and table provide some indication of the risks of investing in the Fund. The bar chart shows changes in the Fund's performance from year to year for Class 2 shares. The table shows how the Fund's average annual returns for 1 year, 5 years, 10 years or since inception, as applicable, compared with those of a broad measure of market performance, additional indexes with characteristics relevant to the Fund and the Blended Benchmark, which is comprised of 60% S&P 500 Index; 30% Bloomberg U.S. Aggregate Index; and 10% Bloomberg 1-3 Month U.S. Treasury Bill Index. The Fund's past performance is not necessarily an indication of how the Fund

will perform in the future. On May 1, 2015, the Fund's investment strategies changed. The performance below prior to May 1, 2015 is attributable to the Fund's performance before the strategy change. Subsequently, on July 26, 2016, the Fund's investment strategies were changed again. The performance below between May 1, 2015 and July 26, 2016 is attributable to the Fund's performance before this most recent strategy change.

Performance reflects all Fund expenses but does not include any fees or sales charges imposed by variable insurance contracts, qualified plans or funds of funds. If they had been included, the returns shown below would be lower. Investors should consult the variable insurance contract prospectus, or the disclosure documents for qualified plans or funds of funds for more information.

Class 2 Annual Total Returns



Best Quarter:	2023, Q4	9.29%
Worst Quarter:	2018, Q4	-10.13%

Average Annual Total Returns
For periods ended December 31, 2024

	1 Year	5 Years	10 Years
Franklin VoISmart Allocation VIP Fund - Class 1	11.80%	8.49%	6.83%
Franklin VoISmart Allocation VIP Fund - Class 2	11.66%	8.54%	6.80%
Franklin VoISmart Allocation VIP Fund - Class 5	11.68%	8.42%	6.80%
Russell 3000® Index (index reflects no deduction for fees, expenses or taxes)	23.81%	13.86%	12.54%
S&P 500® Index (index reflects no deduction for fees, expenses or taxes)	25.02%	14.52%	13.10%
Bloomberg US Aggregate Index (index reflects no deduction for fees, expenses or taxes)	1.25%	-0.33%	1.35%
Blended Benchmark (index reflects no deduction for fees, expenses or taxes)	15.53%	9.01%	8.67%

Historical performance for Class 1 shares is based on the performance of Class 5 shares prior to Class 1 shares' inception and has not been adjusted to reflect that Class 5 shares assess a 12b-1 fee while Class 1 shares do not.

No one index is representative of the Fund's portfolio.

Important data provider notices and terms are available at www.franklintempletondatasources.com. All data is subject to change.

Investment Manager

Franklin Advisers, Inc. (Advisers or investment manager)

Portfolio Managers

Thomas A. Nelson, CFA

Portfolio Manager of Advisers and portfolio manager of the Fund since 2015.

Vaneet Chadha, CFA

Portfolio Manager of Advisers and portfolio manager of the volatility management strategy of the Fund since 2020.

Sundaram Chettiappan, CFA

Portfolio Manager of Advisers and portfolio manager of the U.S. smart beta strategy portion of the Fund since 2020.

Amritha Kasturirangan, CFA

Portfolio Manager of Advisers and portfolio manager of the rising dividends strategy portion of the Fund since September 2024.

Matthew D. Quinlan

Senior Vice President of Advisers and portfolio manager of the rising dividends strategy portion of the Fund since 2019.

Chandra Seethamraju, Ph.D.

Portfolio Manager of Advisers and portfolio manager of the U.S. smart beta strategy portion of the Fund since 2020.

Purchase and Sale of Fund Shares

Shares of the Fund are sold to insurance companies' separate accounts (Insurers) to fund variable annuity or variable life insurance contracts and to qualified plans. Insurance companies offer variable annuity and variable life insurance products through separate accounts. Shares of the Fund may also be sold to other mutual funds, either as underlying funds in a fund of funds or in other structures. In addition, Fund shares are held by a limited number of Insurers, qualified retirement plans and, when applicable, funds of funds. Substantial withdrawals by one or more Insurers, qualified retirement plans or funds of funds could reduce Fund assets, causing total Fund expenses to become higher than the numbers shown in the fees and expenses table above.

The terms of the offering of interests in separate accounts are included in the variable annuity or variable life insurance product prospectus. The terms of offerings of funds of funds are included in those funds' prospectuses. The terms of offering of qualified retirement plans are described in their disclosure documents. Investors should consult the variable contract prospectus, fund of fund prospectus, or plan disclosure documents for more information on fees and expenses imposed by variable insurance contracts, funds of funds or qualified retirement plans, respectively.

Taxes

Because shares of the Fund are generally purchased through variable annuity contracts or variable life insurance contracts, the Fund's distributions (which the Fund expects, based on its investment goals and strategies to consist of ordinary income, capital gains or some combination of both) will be exempt from current taxation if left to accumulate within the variable contract. You should refer to your contract prospectus for more information on these tax consequences.

Payments to Sponsoring Insurance Companies and Other Financial Intermediaries

The Fund or its distributor (and related companies) may pay broker/dealers or other financial intermediaries (such as banks and insurance companies, or their related companies) for the sale and retention of variable contracts which offer Fund shares and/or for other services. These payments may create a conflict of interest for an intermediary or be a factor in the insurance company's decision to include the Fund as an investment option in its variable contract. For more information, ask your insurance company or financial advisor, visit your insurance company's or intermediary's website, or consult the Contract prospectus or this Fund prospectus.

This page intentionally left blank

This page intentionally left blank

This page intentionally left blank

TEMPLETON DEVELOPING MARKETS VIP FUND

Investment Goal

Long-term capital appreciation.

Fees and Expenses of the Fund

This table describes the fees and expenses that you may pay if you buy, hold and sell shares of the Fund. **The table and the example do not include any fees or sales charges imposed by variable insurance contracts, qualified retirement plans or funds of funds.** If they were included, your costs would be higher.

Annual Fund Operating Expenses

(expenses that you pay each year as a percentage of the value of your investment)

	Class 1	Class 2	Class 4
Management fees	1.05%	1.05%	1.05%
Distribution and service (12b-1) fees	None	0.25%	0.35%
Other expenses	0.06%	0.06%	0.06%
Acquired fund fees and expenses	0.01%	0.01%	0.01%
Total annual Fund operating expenses ¹	1.12%	1.37%	1.47%
Fee waiver and/or expense reimbursement ²	-0.01%	-0.01%	-0.01%
Total annual Fund operating expenses after fee waiver and/or expense reimbursement	1.11%	1.36%	1.46%

¹ Total annual Fund operating expenses differ from the ratio of expenses to average net assets shown in the Financial Highlights, which reflect the operating expenses of the Fund and do not include acquired fund fees and expenses.

² The investment manager has agreed to reduce its fees to reflect reduced services resulting from the Fund's investments in Franklin Templeton affiliated funds.

Example

This Example is intended to help you compare the cost of investing in the Fund with the cost of investing in other mutual funds. The Example assumes that you invest \$10,000 in the Fund for the time periods indicated and then redeem all of your shares at the end of the period. The Example also assumes that your investment has a 5% return each year and that the Fund's operating expenses remain the same. The Example reflects adjustments made to the Fund's operating expenses due to the fee waivers and/or expense reimbursements by management for the 1 Year numbers only. Although your actual costs may be higher or lower, based on these assumptions your costs would be:

	1 Year	3 Years	5 Years	10 Years
Class 1	\$113	\$355	\$616	\$1,362
Class 2	\$138	\$433	\$749	\$1,646
Class 4	\$149	\$464	\$802	\$1,756

Portfolio Turnover

The Fund pays transaction costs, such as commissions, when it buys and sells securities (or "turns over" its portfolio). A higher portfolio turnover rate may indicate higher transaction costs. These costs, which are not reflected in annual Fund operating expenses or in the Example, affect the Fund's performance. During the most recent fiscal year, the Fund's portfolio turnover rate was 18.66% of the average value of its portfolio.

Principal Investment Strategies

Under normal market conditions, the Fund invests at least 80% of its net assets in emerging markets investments. Developing market countries include those currently considered to be developing or emerging by the United Nations or the countries' authorities or by S&P Dow Jones, Morgan Stanley Capital International or Russell index providers. The Fund considers frontier markets to be a subset of developing markets and any investments in frontier markets will be counted toward the Fund's 80% investment policy. These countries typically are located in the Asia-Pacific region (including Hong Kong), Eastern Europe, Central and South America, the Middle East and Africa.

The Fund invests primarily in equity securities of developing market companies, principally common and preferred stock and American, Global and European Depositary Receipts. The Fund is a "non-diversified" fund, which means it generally invests a greater proportion of its assets in the securities of one or more issuers and invests overall in a smaller number of issuers than a diversified fund.

The Fund's investments in equity securities may include investments in the securities of companies of any capitalization, including in small and mid-capitalization companies. The Fund, from time to time, may have significant investments in one or more markets, such as China, Taiwan or South Korea, or in particular industries or sectors. In addition to the Fund's main investments, the Fund may invest up to 20% of its net assets in the securities of issuers in developed market countries. Investments in Chinese companies also may be made through a special structure known as a variable interest entity (VIE) that is designed to provide foreign investors with exposure to

FUND SUMMARY

Chinese companies that operate in certain sectors in which China restricts or prohibits foreign investments.

When choosing equity investments for the Fund, the investment manager applies a fundamental research-driven, long-term approach, focusing on companies with sustainable earnings power that are trading at a discount to intrinsic worth. In assessing individual investment opportunities, the investment manager considers a variety of factors, including a company's profit and loss outlook, balance sheet strength, cash flow trends and asset value in relation to the current price of the company's securities. The investment manager also focuses on incorporating environmental, social and governance (ESG) factors throughout the investment process, including the Fund's security-selection and portfolio construction process.

The Fund focuses on companies with appropriate and/or good management of material ESG issues, and in analyzing ESG factors, the investment manager conducts a materiality-based ESG assessment through both in-depth research and engagement with companies as appropriate to assess how a company's practices are aimed at improving or maintaining the ESG footprint of its operating model. The following provides examples of ESG elements that can be taken into consideration when assessing a company:

- Environmental considerations, which can include issues such as resource efficiency, carbon emissions management, waste prevention and recycling and pollution prevention and control.
- Social considerations, which can include issues such as labor standards, fair wages, diversity and gender balance, health and safety practices and product safety.
- Governance considerations, which can include issues such as appropriate accounting practices, alignment of interests, board effectiveness, capital allocation, shareholder rights and quality of disclosures.

In addition, the investment manager assesses the potential for improvement through the Fund's engagement as an active owner. These are targeted engagements with specific goals and objectives based on scope for improvement. The investment manager seeks companies that are good or improving stewards aligned with shareholder interest and the investment manager's governance assessment includes regular dialogue with companies, monitoring material ESG issues and voting proxies.

The Fund also applies specific ESG exclusions, including companies which, according to the investment manager's analysis:

- repeatedly and/or seriously violate the United Nations Global Compact Principles;
- manufacture nuclear or controversial weapons defined as anti-personnel mines, biological & chemical weaponry, depleted uranium and cluster munitions or those that manufacture components intended for use in such weapons (companies that derive more than 5%

revenue from any other weapons are also to be excluded);

- derive more than 25% of their revenue from thermal coal extraction; or
- manufacture tobacco or tobacco products.

In certain circumstances, there may be times when not every investment is assessed for ESG factors and, when they are, not every ESG factor may be identified or evaluated.

The investment manager may consider selling an equity security when it believes the security has become overvalued due to either its price appreciation or changes in the company's fundamentals, when there is significant deterioration of its ESG factors, or when the investment manager believes another security is a more attractive investment opportunity.

Principal Risks

You could lose money by investing in the Fund. Mutual fund shares are not deposits or obligations of, or guaranteed or endorsed by, any bank, and are not insured by the Federal Deposit Insurance Corporation, the Federal Reserve Board, or any other agency of the U.S. government.

Market: The market values of securities or other investments owned by the Fund will go up or down, sometimes rapidly or unpredictably. The market value of a security or other investment may be reduced by market activity or other results of supply and demand unrelated to the issuer. This is a basic risk associated with all investments. When there are more sellers than buyers, prices tend to fall. Likewise, when there are more buyers than sellers, prices tend to rise. In addition, the value of the Fund's investments may go up or down due to general market or other conditions that are not specifically related to a particular issuer, such as: real or perceived adverse economic changes, including widespread liquidity issues and defaults in one or more industries; changes in interest or exchange rates; unexpected natural and man-made world events, such as diseases or disasters; financial, political or social disruptions, including terrorism and war; and U.S. trade disputes or other disputes with specific countries that could result in tariffs, trade barriers and investment restrictions in certain securities in those countries. Any of these conditions can adversely affect the economies of many companies, sectors, nations, regions and the market in general, in ways that cannot necessarily be foreseen.

Stock prices tend to go up and down more dramatically than those of debt securities. A slower-growth or recessionary economic environment could have an adverse effect on the prices of the various stocks held by the Fund.

Foreign Securities (non-U.S.): Investing in foreign securities typically involves more risks than investing in U.S. securities, and includes risks associated with: (i) internal and external political and economic developments – e.g., the political, economic and social policies and structures of

some foreign countries may be less stable and more volatile than those in the U.S. or some foreign countries may be subject to trading restrictions or economic sanctions; diplomatic and political developments could affect the economies, industries, and securities and currency markets of the countries in which the Fund is invested, which can include rapid and adverse political changes; social instability; regional conflicts; sanctions imposed by the United States, other nations or other governmental entities, including supranational entities; terrorism; and war; (ii) trading practices – e.g., government supervision and regulation of foreign securities and currency markets, trading systems and brokers may be less than in the U.S.; (iii) availability of information – e.g., foreign issuers may not be subject to the same disclosure, accounting and financial reporting standards and practices as U.S. issuers; (iv) limited markets – e.g., the securities of certain foreign issuers may be less liquid (harder to sell) and more volatile; and (v) currency exchange rate fluctuations and policies – e.g., fluctuations may negatively affect investments denominated in foreign currencies and any income received or expenses paid by the Fund in that foreign currency. The risks of foreign investments may be greater in developing or emerging market countries.

China and Taiwan companies: There are special risks associated with investments in China, including expropriation, confiscatory taxation, nationalization and exchange control regulations (including currency blockage). Heightened geopolitical risks and adverse Government policies can have an impact on Chinese companies. In addition, investments in Taiwan and Hong Kong (Greater China) could be adversely affected by their political and economic relationship with China. Chinese companies with securities listed on U.S. securities exchanges, including those that utilize VIE structures, may be delisted if they do not meet U.S. accounting standards and auditor oversight requirements, which could significantly decrease the liquidity and value of such investments. In addition, the standards for environmental, social and corporate governance matters in Greater China tend to be lower than such standards in more developed economies. There may be significant obstacles to obtaining information necessary for investigations into or litigation against companies located in or operating in China and shareholders may have limited legal remedies.

Trade disputes and the imposition of tariffs on goods and services can affect the economies of countries in which the Fund invests, particularly those countries with large export sectors, as well as the global economy. Trade disputes can result in increased costs of production and reduced profitability for non-export-dependent companies that rely on imports to the extent a country engages in retaliatory tariffs. Trade disputes may also lead to increased currency exchange rate volatility.

Certain investments in Chinese companies are made through a special structure known as a VIE. In a VIE structure, foreign investors, such as the Fund, will only own stock in a shell company rather than directly in the VIE, which must be owned by Chinese nationals (and/or Chinese

companies) to obtain the licenses and/or assets required to operate in a restricted or prohibited sector in China. The value of the shell company is derived from its ability to consolidate the VIE into its financials pursuant to contractual arrangements that allow the shell company to exert a degree of control over, and obtain economic benefits arising from, the VIE without formal legal ownership. While VIEs are a longstanding industry practice and are well known by Chinese officials and regulators, the structure historically has not been formally recognized under Chinese law and it is uncertain whether Chinese officials or regulators will withdraw their implicit acceptance of the structure. It is also uncertain whether the contractual arrangements, which may be subject to conflicts of interest between the legal owners of the VIE and foreign investors, would be enforced by Chinese courts or arbitration bodies. Prohibitions of these structures by the Chinese government, or the inability to enforce such contracts, from which the shell company derives its value, would likely cause the VIE-structured holding(s) to suffer significant, detrimental, and possibly permanent losses, and in turn, adversely affect the Fund's returns and net asset value.

South Korean securities: Investments in South Korean securities may subject the Fund to legal, regulatory, political, currency, security, and economic risks that are specific to South Korea. In addition, economic and political developments of South Korea's neighbors or potential hostilities with North Korea may have an adverse effect on the South Korean economy.

Developing Market Countries: The Fund's investments in securities of issuers in developing market countries are subject to all of the risks of foreign investing generally, and have additional heightened risks due to a lack of established legal, political, business and social frameworks to support securities markets, including: delays in settling portfolio securities transactions; currency and capital controls; greater sensitivity to interest rate changes; pervasiveness of corruption and crime; currency exchange rate volatility; and inflation, deflation or currency devaluation.

The risks of investing in traditional developing markets are magnified in frontier markets countries (which are a subset of developing markets countries) because they generally have smaller economies and less developed capital markets than in traditional developing markets.

Focus: To the extent that the Fund focuses on particular countries, regions, industries, sectors or types of investments from time to time, the Fund may be subject to greater risks of adverse developments in such areas of focus than a fund that invests in a wider variety of countries, regions, industries, sectors or investments.

Small and Mid Capitalization Companies: Securities issued by small and mid capitalization companies may be more volatile in price than those of larger companies and may involve substantial risks. Such risks may include greater sensitivity to economic conditions, less certain growth prospects, lack of depth of management and funds for growth and development, and limited or less developed

FUND SUMMARY

product lines and markets. In addition, small and mid capitalization companies may be particularly affected by interest rate increases, as they may find it more difficult to borrow money to continue or expand operations, or may have difficulty in repaying any loans. The markets for securities issued by small and mid capitalization companies also tend to be less liquid than the markets for securities issued by larger companies.

Non-Diversification: Because the Fund is non-diversified, it may be more sensitive to economic, business, political or other changes affecting individual issuers or investments than a diversified fund, which may negatively impact the Fund's performance and result in greater fluctuation in the value of the Fund's shares.

Value Style Investing: A value stock may not increase in price as anticipated by the investment manager if other investors fail to recognize the company's value and bid up the price, the markets favor faster-growing companies, or the factors that the investment manager believes will increase the price of the security do not occur or do not have the anticipated effect.

Management: The Fund is subject to management risk because it is an actively managed investment portfolio. The Fund's investment manager applies investment techniques and risk analyses in making investment decisions for the Fund, but there can be no guarantee that these decisions will produce the desired results.

ESG Considerations: ESG considerations are one of a number of factors that the investment manager examines when considering investments for the Fund's portfolio. In light of this, the issuers in which the Fund invests may not be considered ESG-focused issuers and may have lower or adverse ESG assessments. Consideration of ESG factors may affect the Fund's exposure to certain issuers or industries and may not work as intended. In addition, ESG considerations assessed as part of the Fund's investment process may vary across types of eligible investments and issuers. In certain circumstances, there may be times when not every investment is assessed for ESG factors and, when they are, not every ESG factor may be identified or evaluated. The investment manager's assessment of an issuer's ESG factors is subjective and will likely differ from that of investors, third party service providers (e.g., ratings providers) and other funds. As a result, securities selected by the investment manager may not reflect the beliefs and values of any particular investor. The investment manager also may be dependent on the availability of timely, complete and accurate ESG data reported by issuers and/or third-party research providers, the timeliness, completeness and accuracy of which is out of the investment manager's control. ESG factors are often not uniformly measured or defined, which could impact the investment manager's ability to assess an issuer. While the investment manager views ESG considerations as having the potential to contribute to the Fund's long-term performance, there is no guarantee that such results will be achieved.

Cybersecurity: Cybersecurity incidents, both intentional and unintentional, may allow an unauthorized party to gain access to Fund assets, Fund or customer data (including private shareholder information), or proprietary information, cause the Fund, the investment manager, and/or their service providers (including, but not limited to, Fund accountants, custodians, sub-custodians, transfer agents and financial intermediaries) to suffer data breaches, data corruption or loss of operational functionality or prevent Fund investors from purchasing, redeeming or exchanging shares or receiving distributions. The investment manager has limited ability to prevent or mitigate cybersecurity incidents affecting third party service providers, and such third party service providers may have limited indemnification obligations to the Fund or the investment manager. Cybersecurity incidents may result in financial losses to the Fund and its shareholders, and substantial costs may be incurred in an effort to prevent or mitigate future cybersecurity incidents. Issuers of securities in which the Fund invests are also subject to cybersecurity risks, and the value of these securities could decline if the issuers experience cybersecurity incidents.

Because technology is frequently changing, new ways to carry out cyber attacks are always developing. Therefore, there is a chance that some risks have not been identified or prepared for, or that an attack may not be detected, which puts limitations on the Fund's ability to plan for or respond to a cyber attack. Like other funds and business enterprises, the Fund, the investment manager, and their service providers are subject to the risk of cyber incidents occurring from time to time.

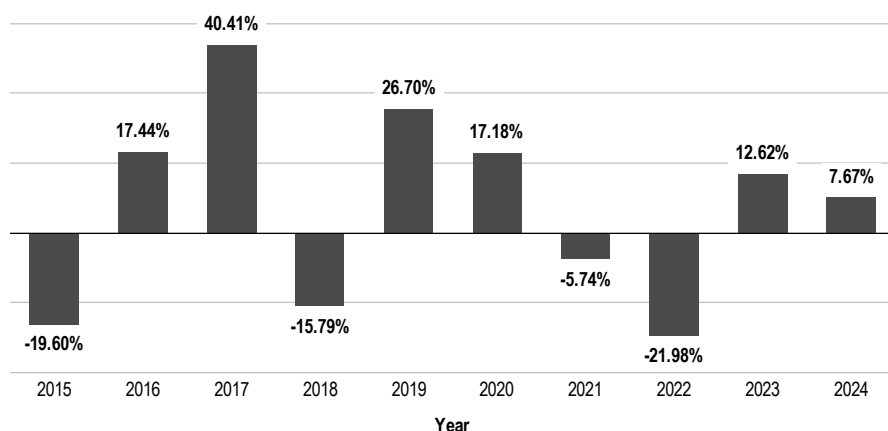
Performance

The following bar chart and table provide some indication of the risks of investing in the Fund. The bar chart shows changes in the Fund's performance from year to year for Class 2 shares. The table shows how the Fund's average annual returns for 1 year, 5 years, 10 years or since inception, as applicable, compared with those of a broad measure of market performance and an additional index with

characteristics relevant to the Fund. The Fund's past performance is not necessarily an indication of how the Fund will perform in the future.

Performance reflects all Fund expenses but does not include any fees or sales charges imposed by variable insurance contracts, qualified plans or funds of funds. If they had been included, the returns shown below would be lower. Investors should consult the variable insurance contract prospectus, or the disclosure documents for qualified plans or funds of funds for more information.

Class 2 Annual Total Returns



Best Quarter:	2020, Q2	19.74%
Worst Quarter:	2020, Q1	-25.68%

Average Annual Total Returns

For periods ended December 31, 2024

	1 Year	5 Years	10 Years
Templeton Developing Markets VIP Fund - Class 1	7.98%	1.13%	4.24%
Templeton Developing Markets VIP Fund - Class 2	7.67%	0.88%	3.98%
Templeton Developing Markets VIP Fund - Class 4	7.51%	0.78%	3.88%
MSCI All Country World ex-US Index-NR (index reflects no deduction for fees, expenses or taxes but are net of dividend tax withholding)	5.53%	4.10%	4.80%
MSCI Emerging Markets Index-NR (index reflects no deduction for fees, expenses or taxes but are net of dividend tax withholding)	7.50%	1.70%	3.64%

No one index is representative of the Fund's portfolio.

Important data provider notices and terms are available at www.franklintempletondatasources.com. All data is subject to change.

Investment Manager

Templeton Asset Management Ltd. (Asset Management)

Sub-Advisor

Franklin Templeton Investment Management Limited (FTIML or investment manager)

Portfolio Managers

Chetan Sehgal, CFA

Director of Portfolio Management, Portfolio Manager of Asset Management, and portfolio manager of the Fund since 2017.

Andrew Ness, ASIP

Portfolio Manager of FTIML and portfolio manager of the Fund since 2020.

Purchase and Sale of Fund Shares

Shares of the Fund are sold to insurance companies' separate accounts (Insurers) to fund variable annuity or variable life insurance contracts and to qualified plans. Insurance companies offer variable annuity and variable life insurance products through separate accounts. Shares of the Fund may also be sold to other mutual funds, either as underlying funds in a fund of funds or in other structures. In addition, Fund shares are held by a limited number of Insurers, qualified retirement plans and, when applicable, funds of funds. Substantial withdrawals by one or more Insurers, qualified retirement plans or funds of funds could reduce Fund assets, causing total Fund expenses to become higher than the numbers shown in the fees and expenses table above.

The terms of the offering of interests in separate accounts are included in the variable annuity or variable life insurance product prospectus. The terms of offerings of funds of funds are included in those funds' prospectuses. The terms of offering of qualified retirement plans are described in their disclosure documents. Investors should consult the variable contract prospectus, fund of fund prospectus, or plan disclosure documents for more information on fees and expenses imposed by variable insurance contracts, funds of funds or qualified retirement plans, respectively.

Taxes

Because shares of the Fund are generally purchased through variable annuity contracts or variable life insurance contracts, the Fund's distributions (which the Fund expects, based on its investment goals and strategies to consist of ordinary income, capital gains or some combination of both) will be exempt from current taxation if left to accumulate within the variable contract. You should refer to your contract prospectus for more information on these tax consequences.

Payments to Sponsoring Insurance Companies and Other Financial Intermediaries

The Fund or its distributor (and related companies) may pay broker/dealers or other financial intermediaries (such as banks and insurance companies, or their related companies) for the sale and retention of variable contracts which offer Fund shares and/or for other services. These payments may create a conflict of interest for an intermediary or be a factor in the insurance company's decision to include the Fund as an investment option in its variable contract. For more information, ask your insurance company or financial advisor, visit your insurance company's or intermediary's website, or consult the Contract prospectus or this Fund prospectus.

TEMPLETON FOREIGN VIP FUND

Investment Goal

Long-term capital growth.

Fees and Expenses of the Fund

This table describes the fees and expenses that you may pay if you buy, hold and sell shares of the Fund. **The table and the example do not include any fees or sales charges imposed by variable insurance contracts, qualified retirement plans or funds of funds.** If they were included, your costs would be higher.

Annual Fund Operating Expenses

(expenses that you pay each year as a percentage of the value of your investment)

	Class 1	Class 2	Class 4
Management fees	0.80%	0.80%	0.80%
Distribution and service (12b-1) fees	None	0.25%	0.35%
Other expenses	0.01%	0.01%	0.01%
Acquired fund fees and expenses	0.02%	0.02%	0.02%
Total annual Fund operating expenses ¹	0.83%	1.08%	1.18%
Fee waiver and/or expense reimbursement ²	-0.02%	-0.02%	-0.02%
Total annual Fund operating expenses after fee waiver and/or expense reimbursement	0.81%	1.06%	1.16%

¹ Total annual Fund operating expenses differ from the ratio of expenses to average net assets shown in the Financial Highlights, which reflect the operating expenses of the Fund and do not include acquired fund fees and expenses.

² The investment manager has agreed to reduce its fees to reflect reduced services resulting from the Fund's investments in Franklin Templeton affiliated funds.

Example

This Example is intended to help you compare the cost of investing in the Fund with the cost of investing in other mutual funds. The Example assumes that you invest \$10,000 in the Fund for the time periods indicated and then redeem all of your shares at the end of the period. The Example also assumes that your investment has a 5% return each year and that the Fund's operating expenses remain the same. The Example reflects adjustments made to the Fund's operating expenses due to the fee waivers and/or expense reimbursements by management for the 1 Year numbers only. Although your actual costs may be higher or lower, based on these assumptions your costs would be:

	1 Year	3 Years	5 Years	10 Years
Class 1	\$83	\$263	\$459	\$1,024
Class 2	\$108	\$341	\$593	\$1,315
Class 4	\$118	\$373	\$648	\$1,431

Portfolio Turnover

The Fund pays transaction costs, such as commissions, when it buys and sells securities (or "turns over" its portfolio). A higher portfolio turnover rate may indicate higher transaction costs. These costs, which are not reflected in annual Fund operating expenses or in the Example, affect the Fund's performance. During the most recent fiscal year, the Fund's portfolio turnover rate was 25.29% of the average value of its portfolio.

Principal Investment Strategies

Under normal market conditions, the Fund invests at least 80% of its net assets in investments of issuers located outside the U.S., including those in emerging markets. Under normal market conditions, the Fund invests predominantly in equity securities, primarily to predominantly in common stock. While there are no set percentage targets, the Fund invests predominantly in large to mid capitalization companies and may invest a portion in small capitalization companies. The Fund also invests in American, European and Global Depositary Receipts. Although the investment manager will search for investments across a large number of countries, regions and sectors, from time to time, based on economic conditions, the Fund may have significant positions in particular countries, regions or sectors.

The investment manager may consider selling an equity security when it believes the security has become overvalued due to either its price appreciation or changes in the company's fundamentals, or when the investment manager believes another security is a more attractive investment opportunity.

The Fund may, from time to time, engage in currency-related derivatives, such as currency and cross-currency forwards and currency futures contracts, to seek to hedge (protect) against currency risks.

When choosing equity investments for the Fund, the investment manager applies a "bottom-up," value-oriented, long-term approach, focusing on the market price of a company's securities relative to the investment manager's evaluation of the company's long-term earnings, asset value and cash flow potential. The investment manager also

FUND SUMMARY

considers a company's price/earnings ratio, profit margins and liquidation value.

The Fund may also use a variety of equity-related derivatives, which may include equity futures and equity index futures, for various purposes including enhancing Fund returns, increasing liquidity and gaining exposure to particular markets in more efficient or less expensive ways.

Principal Risks

You could lose money by investing in the Fund. Mutual fund shares are not deposits or obligations of, or guaranteed or endorsed by, any bank, and are not insured by the Federal Deposit Insurance Corporation, the Federal Reserve Board, or any other agency of the U.S. government.

Market: The market values of securities or other investments owned by the Fund will go up or down, sometimes rapidly or unpredictably. The market value of a security or other investment may be reduced by market activity or other results of supply and demand unrelated to the issuer. This is a basic risk associated with all investments. When there are more sellers than buyers, prices tend to fall. Likewise, when there are more buyers than sellers, prices tend to rise. In addition, the value of the Fund's investments may go up or down due to general market or other conditions that are not specifically related to a particular issuer, such as: real or perceived adverse economic changes, including widespread liquidity issues and defaults in one or more industries; changes in interest or exchange rates; unexpected natural and man-made world events, such as diseases or disasters; financial, political or social disruptions, including terrorism and war; and U.S. trade disputes or other disputes with specific countries that could result in tariffs, trade barriers and investment restrictions in certain securities in those countries. Any of these conditions can adversely affect the economies of many companies, sectors, nations, regions and the market in general, in ways that cannot necessarily be foreseen.

Stock prices tend to go up and down more dramatically than those of debt securities. A slower-growth or recessionary economic environment could have an adverse effect on the prices of the various stocks held by the Fund.

Foreign Securities (non-U.S.): Investing in foreign securities typically involves more risks than investing in U.S. securities, and includes risks associated with: (i) internal and external political and economic developments – e.g., the political, economic and social policies and structures of some foreign countries may be less stable and more volatile than those in the U.S. or some foreign countries may be subject to trading restrictions or economic sanctions; diplomatic and political developments could affect the economies, industries, and securities and currency markets of the countries in which the Fund is invested, which can include rapid and adverse political changes; social instability; regional conflicts; sanctions imposed by the United States, other nations or other governmental entities, including

supranational entities; terrorism; and war; (ii) trading practices – e.g., government supervision and regulation of foreign securities and currency markets, trading systems and brokers may be less than in the U.S.; (iii) availability of information – e.g., foreign issuers may not be subject to the same disclosure, accounting and financial reporting standards and practices as U.S. issuers; (iv) limited markets – e.g., the securities of certain foreign issuers may be less liquid (harder to sell) and more volatile; and (v) currency exchange rate fluctuations and policies – e.g., fluctuations may negatively affect investments denominated in foreign currencies and any income received or expenses paid by the Fund in that foreign currency. The risks of foreign investments may be greater in developing or emerging market countries.

Regional: To the extent that the Fund invests a significant portion of its assets in a specific geographic region or a particular country, including Europe, the Fund will generally have more exposure to the specific regional or country risks. In the event of economic or political turmoil or a deterioration of diplomatic relations in a region or country where a substantial portion of the Fund's assets are invested, the Fund may experience substantial illiquidity or reduction in the value of the Fund's investments. Adverse conditions in a certain region or country can adversely affect securities of issuers in other countries whose economies appear to be unrelated. Current uncertainty concerning the economic consequences of Russia's military invasion of Ukraine in February 2022 has increased market volatility.

Developing Market Countries: The Fund's investments in securities of issuers in developing market countries are subject to all of the risks of foreign investing generally, and have additional heightened risks due to a lack of established legal, political, business and social frameworks to support securities markets, including: delays in settling portfolio securities transactions; currency and capital controls; greater sensitivity to interest rate changes; pervasiveness of corruption and crime; currency exchange rate volatility; and inflation, deflation or currency devaluation.

Value Style Investing: A value stock may not increase in price as anticipated by the investment manager if other investors fail to recognize the company's value and bid up the price, the markets favor faster-growing companies, or the factors that the investment manager believes will increase the price of the security do not occur or do not have the anticipated effect.

Liquidity: The trading market for a particular security or type of security or other investments in which the Fund invests may become less liquid or even illiquid. Reduced liquidity will have an adverse impact on the Fund's ability to sell such securities or other investments when necessary to meet the Fund's liquidity needs, which may arise or increase in response to a specific economic event or because the investment manager wishes to purchase particular investments or believes that a higher level of liquidity would be advantageous. Reduced liquidity will also generally lower the value of such securities or other investments. Market

prices for such securities or other investments may be relatively volatile.

Management: The Fund is subject to management risk because it is an actively managed investment portfolio. The Fund's investment manager applies investment techniques and risk analyses in making investment decisions for the Fund, but there can be no guarantee that these decisions will produce the desired results.

Focus: To the extent that the Fund focuses on particular countries, regions, industries, sectors or types of investments from time to time, the Fund may be subject to greater risks of adverse developments in such areas of focus than a fund that invests in a wider variety of countries, regions, industries, sectors or investments.

Small and Mid Capitalization Companies: Securities issued by small and mid capitalization companies may be more volatile in price than those of larger companies and may involve substantial risks. Such risks may include greater sensitivity to economic conditions, less certain growth prospects, lack of depth of management and funds for growth and development, and limited or less developed product lines and markets. In addition, small and mid capitalization companies may be particularly affected by interest rate increases, as they may find it more difficult to borrow money to continue or expand operations, or may have difficulty in repaying any loans. The markets for securities issued by small and mid capitalization companies also tend to be less liquid than the markets for securities issued by larger companies.

Derivative Instruments: The performance of derivative instruments depends largely on the performance of an underlying instrument, such as a currency, security, interest rate or index, and such instruments often have risks similar to their underlying instrument, in addition to other risks. Derivative instruments involve costs and can create economic leverage in the Fund's portfolio which may result in significant volatility and cause the Fund to participate in losses (as well as gains) in an amount that exceeds the Fund's initial investment. Other risks include illiquidity, mispricing or improper valuation of the derivative instrument, and imperfect correlation between the value of the derivative and the underlying instrument so that the Fund may not realize the intended benefits. When a derivative is used for hedging, the change in value of the derivative may also not correlate specifically with the currency, security, interest rate, index or other risk being hedged. With over-the-counter derivatives, there is the risk that the other party to the transaction will fail to perform.

Cybersecurity: Cybersecurity incidents, both intentional and unintentional, may allow an unauthorized party to gain access to Fund assets, Fund or customer data (including private shareholder information), or proprietary information, cause the Fund, the investment manager, and/or their service providers (including, but not limited to, Fund accountants, custodians, sub-custodians, transfer agents and financial intermediaries) to suffer data breaches, data corruption or loss of operational functionality or prevent Fund

investors from purchasing, redeeming or exchanging shares or receiving distributions. The investment manager has limited ability to prevent or mitigate cybersecurity incidents affecting third party service providers, and such third party service providers may have limited indemnification obligations to the Fund or the investment manager. Cybersecurity incidents may result in financial losses to the Fund and its shareholders, and substantial costs may be incurred in an effort to prevent or mitigate future cybersecurity incidents. Issuers of securities in which the Fund invests are also subject to cybersecurity risks, and the value of these securities could decline if the issuers experience cybersecurity incidents.

Because technology is frequently changing, new ways to carry out cyber attacks are always developing. Therefore, there is a chance that some risks have not been identified or prepared for, or that an attack may not be detected, which puts limitations on the Fund's ability to plan for or respond to a cyber attack. Like other funds and business enterprises, the Fund, the investment manager, and their service providers are subject to the risk of cyber incidents occurring from time to time.

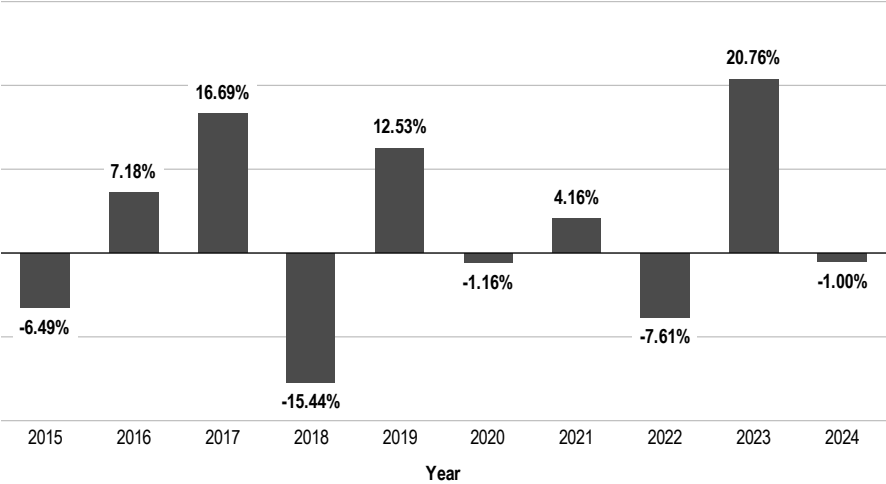
Performance

The following bar chart and table provide some indication of the risks of investing in the Fund. The bar chart shows changes in the Fund's performance from year to year for Class 2 shares. The table shows how the Fund's average annual returns for 1 year, 5 years, 10 years or since inception, as applicable, compared with those of a broad measure of market performance. The Fund's past

performance is not necessarily an indication of how the Fund will perform in the future.

Performance reflects all Fund expenses but does not include any fees or sales charges imposed by variable insurance contracts, qualified plans or funds of funds. If they had been included, the returns shown below would be lower. Investors should consult the variable insurance contract prospectus, or the disclosure documents for qualified plans or funds of funds for more information.

Class 2 Annual Total Returns



Best Quarter:	2022, Q4	20.50%
Worst Quarter:	2020, Q1	-27.49%

Average Annual Total Returns
For periods ended December 31, 2024

	1 Year	5 Years	10 Years
Templeton Foreign VIP Fund - Class 1	-0.79%	2.86%	2.64%
Templeton Foreign VIP Fund - Class 2	-1.00%	2.60%	2.38%
Templeton Foreign VIP Fund - Class 4	-1.08%	2.50%	2.28%
MSCI All Country World ex-US Index-NR (index reflects no deduction for fees, expenses or taxes but are net of dividend tax withholding)	5.53%	4.10%	4.80%

No one index is representative of the Fund's portfolio.
Important data provider notices and terms are available at www.franklintempletondatasources.com. All data is subject to change.

Investment Manager

Templeton Investment Counsel, LLC (Investment Counsel)

Portfolio Managers

Peter A. Nori, CFA

Executive Vice President/Portfolio Manager-Research Analyst of Investment Counsel and portfolio manager of the Fund since 1999.

Matthew R. Nagle, CFA

Portfolio Manager of Investment Counsel and portfolio manager of the Fund since 2018.

Heather Abdinoor, CFA

Senior Vice President/Portfolio Manager-Research Analyst of Investment Counsel and portfolio manager of the Fund since 2018.

Purchase and Sale of Fund Shares

Shares of the Fund are sold to insurance companies' separate accounts (Insurers) to fund variable annuity or variable life insurance contracts and to qualified plans. Insurance companies offer variable annuity and variable life insurance products through separate accounts. Shares of the Fund may also be sold to other mutual funds, either as underlying funds in a fund of funds or in other structures. In addition, Fund shares are held by a limited number of Insurers, qualified retirement plans and, when applicable, funds of funds. Substantial withdrawals by one or more Insurers, qualified retirement plans or funds of funds could reduce Fund assets, causing total Fund expenses to become higher than the numbers shown in the fees and expenses table above.

The terms of the offering of interests in separate accounts are included in the variable annuity or variable life insurance product prospectus. The terms of offerings of funds of funds are included in those funds' prospectuses. The terms of offering of qualified retirement plans are described in their disclosure documents. Investors should consult the variable contract prospectus, fund of fund prospectus, or plan disclosure documents for more information on fees and expenses imposed by variable insurance contracts, funds of funds or qualified retirement plans, respectively.

Taxes

Because shares of the Fund are generally purchased through variable annuity contracts or variable life insurance contracts, the Fund's distributions (which the Fund expects, based on its investment goals and strategies to consist of ordinary income, capital gains or some combination of both)

will be exempt from current taxation if left to accumulate within the variable contract. You should refer to your contract prospectus for more information on these tax consequences.

Payments to Sponsoring Insurance Companies and Other Financial Intermediaries

The Fund or its distributor (and related companies) may pay broker/dealers or other financial intermediaries (such as banks and insurance companies, or their related companies) for the sale and retention of variable contracts which offer Fund shares and/or for other services. These payments may create a conflict of interest for an intermediary or be a factor in the insurance company's decision to include the Fund as an investment option in its variable contract. For more information, ask your insurance company or financial advisor, visit your insurance company's or intermediary's website, or consult the Contract prospectus or this Fund prospectus.

This page intentionally left blank

TEMPLETON GLOBAL BOND VIP FUND

Investment Goal

High current income, consistent with preservation of capital. Capital appreciation is a secondary consideration.

Fees and Expenses of the Fund

This table describes the fees and expenses that you may pay if you buy, hold and sell shares of the Fund. **The table and the example do not include any fees or sales charges imposed by variable insurance contracts, qualified retirement plans or funds of funds.** If they were included, your costs would be higher.

Annual Fund Operating Expenses

(expenses that you pay each year as a percentage of the value of your investment)

	Class 1	Class 2	Class 4
Management fees	0.47%	0.47%	0.47%
Distribution and service (12b-1) fees	None	0.25%	0.35%
Other expenses	0.03%	0.03%	0.03%
Acquired fund fees and expenses	0.02%	0.02%	0.02%
Total annual Fund operating expenses ¹	0.52%	0.77%	0.87%
Fee waiver and/or expense reimbursement ²	-0.02%	-0.02%	-0.02%
Total annual Fund operating expenses after fee waiver and/or expense reimbursement	0.50%	0.75%	0.85%

¹ Total annual Fund operating expenses differ from the ratio of expenses to average net assets shown in the Financial Highlights, which reflect the operating expenses of the Fund and do not include acquired fund fees and expenses.

² The investment manager has agreed to reduce its fees to reflect reduced services resulting from the Fund's investments in Franklin Templeton affiliated funds.

Example

This Example is intended to help you compare the cost of investing in the Fund with the cost of investing in other mutual funds. The Example assumes that you invest \$10,000 in the Fund for the time periods indicated and then redeem all of your shares at the end of the period. The Example also assumes that your investment has a 5% return each year and that the Fund's operating expenses remain the same. The Example reflects adjustments made to the Fund's operating expenses due to the fee waivers and/or expense reimbursements by management for the 1 Year numbers only. Although your actual costs may be higher or lower, based on these assumptions your costs would be:

	1 Year	3 Years	5 Years	10 Years
Class 1	\$51	\$165	\$289	\$651
Class 2	\$77	\$244	\$426	\$953
Class 4	\$87	\$275	\$479	\$1,070

Portfolio Turnover

The Fund pays transaction costs, such as commissions, when it buys and sells securities (or "turns over" its portfolio). A higher portfolio turnover rate may indicate higher transaction costs. These costs, which are not reflected in annual Fund operating expenses or in the Example, affect the Fund's performance. During the most recent fiscal year, the Fund's portfolio turnover rate was 37.96% of the average value of its portfolio.

Principal Investment Strategies

Under normal market conditions, the Fund invests at least 80% of its net assets in "bonds." For purposes of the Fund's 80% policy, bonds include derivative instruments or other investments that have economic characteristics similar to bonds. Bonds include debt obligations of any maturity, such as bonds, notes, bills and debentures.

The Fund invests predominantly in bonds issued by governments, government-related entities and government agencies located around the world. Bonds may be denominated and issued in the local currency or in another currency. The Fund may also invest in securities or structured products that are linked to or derive their value from another security, asset or currency of any nation. In addition, the Fund's assets are invested in issuers located in at least three countries (including the U.S.). The Fund may invest without limit in developing markets.

The Fund is a "non-diversified" fund, which means it generally invests a greater portion of its assets in the securities of one or more issuers and invests overall in a smaller number of issuers than a diversified fund.

Although the Fund may buy bonds rated in any category, it focuses on "investment grade" bonds. These are issues rated in the top four rating categories by at least one independent rating agency, such as S&P Global Ratings (S&P®) or Moody's Investors Service (Moody's) or, if unrated, determined by the Fund's investment manager to be of comparable quality. The Fund may invest up to 25% of its total assets in bonds that are rated below investment grade or, if unrated determined by the investment manager to be of comparable quality. Generally, lower rated securities pay higher yields than more highly rated securities to

FUND SUMMARY

compensate investors for the higher risk. The Fund may invest in debt securities of any maturity, and the average maturity of debt securities in the Fund's portfolio will fluctuate depending on the investment manager's outlook on changing market, economic, and political conditions.

For purposes of pursuing its investment goals, the Fund regularly enters into various currency related transactions involving derivative instruments, principally currency and cross currency forwards and currency options, but it may also use currency and currency index futures contracts. The Fund maintains extensive positions in currency related derivative instruments as a hedging technique or to implement a currency investment strategy, which could expose a large amount of the Fund's assets to obligations under these instruments. The results of such transactions may represent, from time to time, a large component of the Fund's investment returns. The use of these derivative transactions may allow the Fund to obtain net long or net negative (short) exposure to selected currencies. For purposes of pursuing its investment goals, the Fund regularly enters into interest rate swaps and may also enter into various other transactions involving derivatives, including interest rate/bond futures and credit default swaps. These derivative instruments may be used for hedging purposes, to enhance returns, or to obtain net long or net negative (short) exposure to selected, interest rates, countries, durations or credit risks.

When choosing investments for the Fund, the investment manager allocates the Fund's assets based upon its assessment of changing market, political and economic conditions. It considers various factors, including evaluation of interest rates, currency exchange rate changes and credit risks. The investment manager may consider selling a security when it believes the security has become fully valued due to either its price appreciation or changes in the issuer's fundamentals, or when the investment manager believes another security is a more attractive investment opportunity.

The Fund may, at times, maintain a large position in cash and cash equivalents (including money market funds).

Principal Risks

You could lose money by investing in the Fund. Mutual fund shares are not deposits or obligations of, or guaranteed or endorsed by, any bank, and are not insured by the Federal Deposit Insurance Corporation, the Federal Reserve Board, or any other agency of the U.S. government.

Foreign Securities (non-U.S.): Investing in foreign securities typically involves more risks than investing in U.S. securities, and includes risks associated with: (i) internal and external political and economic developments – e.g., the political, economic and social policies and structures of some foreign countries may be less stable and more volatile than those in the U.S. or some foreign countries may be subject to trading restrictions or economic sanctions;

diplomatic and political developments could affect the economies, industries, and securities and currency markets of the countries in which the Fund is invested, which can include rapid and adverse political changes; social instability; regional conflicts; sanctions imposed by the United States, other nations or other governmental entities, including supranational entities; terrorism; and war; (ii) trading practices – e.g., government supervision and regulation of foreign securities and currency markets, trading systems and brokers may be less than in the U.S.; (iii) availability of information – e.g., foreign issuers may not be subject to the same disclosure, accounting and financial reporting standards and practices as U.S. issuers; (iv) limited markets – e.g., the securities of certain foreign issuers may be less liquid (harder to sell) and more volatile; and (v) currency exchange rate fluctuations and policies – e.g., fluctuations may negatively affect investments denominated in foreign currencies and any income received or expenses paid by the Fund in that foreign currency. The risks of foreign investments may be greater in developing or emerging market countries.

Currency Management Strategies: Currency management strategies may substantially change the Fund's exposure to currency exchange rates and could result in losses to the Fund if currencies do not perform as the investment manager expects. In addition, currency management strategies, to the extent that they reduce the Fund's exposure to currency risks, also reduce the Fund's ability to benefit from favorable changes in currency exchange rates. Using currency management strategies for purposes other than hedging further increases the Fund's exposure to foreign investment losses. Currency markets generally are not as regulated as securities markets. In addition, currency rates may fluctuate significantly over short periods of time, and can reduce returns.

Sovereign Debt Securities: Sovereign debt securities are subject to various risks in addition to those relating to debt securities and foreign investments generally, including, but not limited to, the risk that a governmental entity may be unwilling or unable to pay interest and repay principal on its sovereign debt, or otherwise meet its obligations when due because of cash flow problems, insufficient foreign reserves, the relative size of the debt service burden to the economy as a whole, the government's policy towards principal international lenders such as the International Monetary Fund, or the political considerations to which the government may be subject. If a sovereign debtor defaults (or threatens to default) on its sovereign debt obligations, the indebtedness may be restructured. Some sovereign debtors have in the past been able to restructure their debt payments without the approval of some or all debt holders or to declare moratoria on payments. In the event of a default on sovereign debt, the Fund may also have limited legal recourse against the defaulting government entity.

Regional: To the extent that the Fund invests a significant portion of its assets in a specific geographic region or a particular country, the Fund will generally have more exposure to the specific regional or country risks. In the

event of economic or political turmoil or a deterioration of diplomatic relations in a region or country where a substantial portion of the Fund's assets are invested, the Fund may experience substantial illiquidity or reduction in the value of the Fund's investments. Adverse conditions in a certain region or country can adversely affect securities of issuers in other countries whose economies appear to be unrelated. Current uncertainty concerning the economic consequences of Russia's military invasion of Ukraine in February 2022 has increased market volatility.

Developing Market Countries: The Fund's investments in securities of issuers in developing market countries are subject to all of the risks of foreign investing generally, and have additional heightened risks due to a lack of established legal, political, business and social frameworks to support securities markets, including: delays in settling portfolio securities transactions; currency and capital controls; greater sensitivity to interest rate changes; pervasiveness of corruption and crime; currency exchange rate volatility; and inflation, deflation or currency devaluation.

Market: The market values of securities or other investments owned by the Fund will go up or down, sometimes rapidly or unpredictably. The market value of a security or other investment may be reduced by market activity or other results of supply and demand unrelated to the issuer. This is a basic risk associated with all investments. When there are more sellers than buyers, prices tend to fall. Likewise, when there are more buyers than sellers, prices tend to rise. In addition, the value of the Fund's investments may go up or down due to general market or other conditions that are not specifically related to a particular issuer, such as: real or perceived adverse economic changes, including widespread liquidity issues and defaults in one or more industries; changes in interest or exchange rates; unexpected natural and man-made world events, such as diseases or disasters; financial, political or social disruptions, including terrorism and war; and U.S. trade disputes or other disputes with specific countries that could result in tariffs, trade barriers and investment restrictions in certain securities in those countries. Any of these conditions can adversely affect the economies of many companies, sectors, nations, regions and the market in general, in ways that cannot necessarily be foreseen.

Interest Rate: When interest rates rise, debt security prices generally fall. The opposite is also generally true: debt security prices rise when interest rates fall. Interest rate changes are influenced by a number of factors, including government policy, monetary policy, inflation expectations, perceptions of risk, and supply of and demand for bonds. In general, securities with longer maturities or durations are more sensitive to interest rate changes.

Credit: An issuer of debt securities may fail to make interest payments or repay principal when due, in whole or in part. Changes in an issuer's financial strength or in a security's or government's credit rating may affect a security's value.

Portfolio Turnover: Active and frequent trading may increase a shareholder's tax liability and the Fund's

transaction costs, which could detract from Fund performance.

Derivative Instruments: The performance of derivative instruments depends largely on the performance of an underlying instrument, such as a currency, security, interest rate or index, and such instruments often have risks similar to their underlying instrument, in addition to other risks. Derivative instruments involve costs and can create economic leverage in the Fund's portfolio which may result in significant volatility and cause the Fund to participate in losses (as well as gains) in an amount that exceeds the Fund's initial investment. Other risks include illiquidity, mispricing or improper valuation of the derivative instrument, and imperfect correlation between the value of the derivative and the underlying instrument so that the Fund may not realize the intended benefits. When a derivative is used for hedging, the change in value of the derivative may also not correlate specifically with the currency, security, interest rate, index or other risk being hedged. With over-the-counter derivatives, there is the risk that the other party to the transaction will fail to perform.

Liquidity: The trading market for a particular security or type of security or other investments in which the Fund invests may become less liquid or even illiquid. Reduced liquidity will have an adverse impact on the Fund's ability to sell such securities or other investments when necessary to meet the Fund's liquidity needs, which may arise or increase in response to a specific economic event or because the investment manager wishes to purchase particular investments or believes that a higher level of liquidity would be advantageous. Reduced liquidity will also generally lower the value of such securities or other investments. Market prices for such securities or other investments may be relatively volatile.

Income: The Fund's distributions to shareholders may decline when prevailing interest rates fall, when the Fund experiences defaults on debt securities it holds or when the Fund realizes a loss upon the sale of a debt security.

Cash Position: To the extent that the Fund holds a large position in cash/cash equivalents (including money market funds) the Fund may lose opportunities to participate in market appreciation and may have lower returns than if the Fund made other investments. In such circumstances, the Fund may not achieve its investment goal.

Non-Diversification: Because the Fund is non-diversified, it may be more sensitive to economic, business, political or other changes affecting individual issuers or investments than a diversified fund, which may negatively impact the Fund's performance and result in greater fluctuation in the value of the Fund's shares.

High-Yield Debt Instruments: Issuers of lower-rated or "high-yield" debt instruments (also known as "junk bonds") are not as strong financially as those issuing higher credit quality debt instruments. High-yield debt instruments are generally considered predominantly speculative by the applicable rating agencies as their issuers are more likely to

FUND SUMMARY

encounter financial difficulties because they may be more highly leveraged, or because of other considerations. In addition, high yield debt instruments generally are more vulnerable to changes in the relevant economy, such as a recession or a sustained period of rising interest rates, that could affect their ability to make interest and principal payments when due. The prices of high-yield debt instruments generally fluctuate more than those of higher credit quality. High-yield debt instruments are generally more illiquid (harder to sell) and harder to value.

Management: The Fund is subject to management risk because it is an actively managed investment portfolio. The Fund's investment manager applies investment techniques and risk analyses in making investment decisions for the Fund, but there can be no guarantee that these decisions will produce the desired results.

Cybersecurity: Cybersecurity incidents, both intentional and unintentional, may allow an unauthorized party to gain access to Fund assets, Fund or customer data (including private shareholder information), or proprietary information, cause the Fund, the investment manager, and/or their service providers (including, but not limited to, Fund accountants, custodians, sub-custodians, transfer agents and financial intermediaries) to suffer data breaches, data corruption or loss of operational functionality or prevent Fund investors from purchasing, redeeming or exchanging shares or receiving distributions. The investment manager has limited ability to prevent or mitigate cybersecurity incidents affecting third party service providers, and such third party service providers may have limited indemnification obligations to the Fund or the investment manager. Cybersecurity incidents may result in financial losses to the Fund and its shareholders, and substantial costs may be incurred in an effort to prevent or mitigate future cybersecurity incidents. Issuers of securities in which the Fund invests are also subject to cybersecurity risks, and the value of these securities could decline if the issuers experience cybersecurity incidents.

Because technology is frequently changing, new ways to carry out cyber attacks are always developing. Therefore, there is a chance that some risks have not been identified or prepared for, or that an attack may not be detected, which puts limitations on the Fund's ability to plan for or respond to a cyber attack. Like other funds and business enterprises, the Fund, the investment manager, and their service providers are subject to the risk of cyber incidents occurring from time to time.

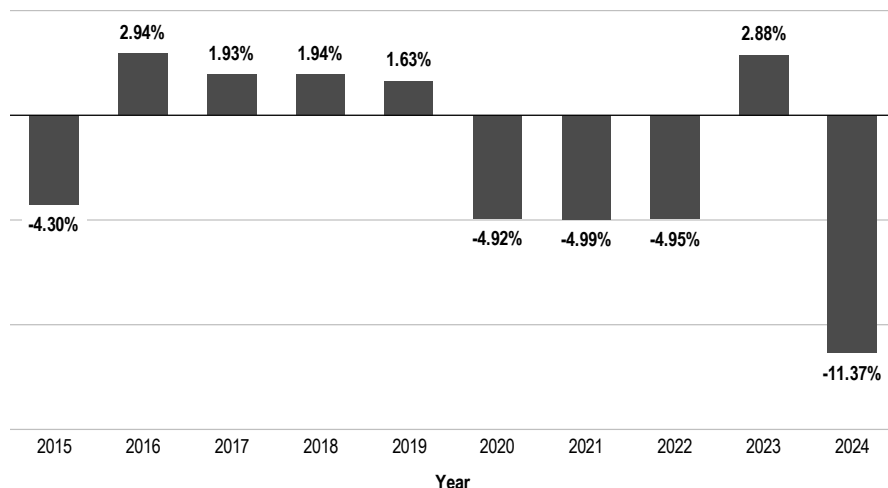
Performance

The following bar chart and table provide some indication of the risks of investing in the Fund. The bar chart shows changes in the Fund's performance from year to year for Class 2 shares. The table shows how the Fund's average annual returns for 1 year, 5 years, 10 years or since inception, as applicable, compared with those of a broad measure of market performance and additional indexes with

characteristics relevant to the Fund. The Fund's past performance is not necessarily an indication of how the Fund will perform in the future.

Performance reflects all Fund expenses but does not include any fees or sales charges imposed by variable insurance contracts, qualified plans or funds of funds. If they had been included, the returns shown below would be lower. Investors should consult the variable insurance contract prospectus, or the disclosure documents for qualified plans or funds of funds for more information.

Class 2 Annual Total Returns



Best Quarter:	2024, Q3	9.74%
Worst Quarter:	2024, Q4	-12.19%

Average Annual Total Returns

For periods ended December 31, 2024

	1 Year	5 Years	10 Years
Templeton Global Bond VIP Fund - Class 1	-11.13%	-4.60%	-1.79%
Templeton Global Bond VIP Fund - Class 2	-11.37%	-4.85%	-2.03%
Templeton Global Bond VIP Fund - Class 4	-11.42%	-4.93%	-2.12%
Bloomberg Global Aggregate Index (index reflects no deduction for fees, expenses or taxes)	-1.69%	-1.96%	0.15%
JP Morgan Global Government Bond Index (index reflects no deduction for fees, expenses or taxes)	-3.65%	-3.18%	-0.54%
FTSE World Government Bond Index (index reflects no deduction for fees, expenses or taxes)	-2.87%	-3.07%	-0.55%

No one index is representative of the Fund's portfolio.

Important data provider notices and terms are available at www.franklintempletondatasources.com. All data is subject to change.

Investment Manager

Franklin Advisers, Inc. (Advisers or investment manager)

Portfolio Managers

Michael Hasenstab, Ph.D.

Executive Vice President of Advisers and portfolio manager of the Fund since 2001.

Calvin Ho, Ph.D.

Senior Vice President of Advisers and portfolio manager of the Fund since 2018.

Purchase and Sale of Fund Shares

Shares of the Fund are sold to insurance companies' separate accounts (Insurers) to fund variable annuity or variable life insurance contracts and to qualified plans. Insurance companies offer variable annuity and variable life insurance products through separate accounts. Shares of the Fund may also be sold to other mutual funds, either as underlying funds in a fund of funds or in other structures. In addition, Fund shares are held by a limited number of Insurers, qualified retirement plans and, when applicable, funds of funds. Substantial withdrawals by one or more Insurers, qualified retirement plans or funds of funds could reduce Fund assets, causing total Fund expenses to become higher than the numbers shown in the fees and expenses table above.

The terms of the offering of interests in separate accounts are included in the variable annuity or variable life insurance product prospectus. The terms of offerings of funds of funds are included in those funds' prospectuses. The terms of

offering of qualified retirement plans are described in their disclosure documents. Investors should consult the variable contract prospectus, fund of fund prospectus, or plan disclosure documents for more information on fees and expenses imposed by variable insurance contracts, funds of funds or qualified retirement plans, respectively.

Taxes

Because shares of the Fund are generally purchased through variable annuity contracts or variable life insurance contracts, the Fund's distributions (which the Fund expects, based on its investment goals and strategies to consist of ordinary income, capital gains or some combination of both) will be exempt from current taxation if left to accumulate within the variable contract. You should refer to your contract prospectus for more information on these tax consequences.

Payments to Sponsoring Insurance Companies and Other Financial Intermediaries

The Fund or its distributor (and related companies) may pay broker/dealers or other financial intermediaries (such as banks and insurance companies, or their related companies) for the sale and retention of variable contracts which offer Fund shares and/or for other services. These payments may create a conflict of interest for an intermediary or be a factor in the insurance company's decision to include the Fund as an investment option in its variable contract. For more information, ask your insurance company or financial advisor, visit your insurance company's or intermediary's website, or consult the Contract prospectus or this Fund prospectus.

TEMPLETON GROWTH VIP FUND

Investment Goal

Long-term capital growth.

Fees and Expenses of the Fund

This table describes the fees and expenses that you may pay if you buy, hold and sell shares of the Fund. **The table and the example do not include any fees or sales charges imposed by variable insurance contracts, qualified retirement plans or funds of funds.** If they were included, your costs would be higher.

Annual Fund Operating Expenses

(expenses that you pay each year as a percentage of the value of your investment)

	Class 1	Class 2	Class 4
Management fees	0.89%	0.89%	0.89%
Distribution and service (12b-1) fees	None	0.25%	0.35%
Other expenses ¹	0.04%	0.04%	0.04%
Total annual Fund operating expenses	0.93%	1.18%	1.28%
Fee waiver and/or expense reimbursement ²	-0.06%	-0.06%	-0.06%
Total annual Fund operating expenses after fee waiver and/or expense reimbursement	0.87%	1.12%	1.22%

¹ Other expenses have been restated to reflect fees and expenses for the current fiscal year. Consequently, the total annual Fund operating expenses differ from the ratio of expenses to average net assets shown in the Financial Highlights.

² The investment manager has agreed to waive fees and/or reimburse operating expenses (excluding Rule 12b-1 fees, acquired fund fees and expenses, interest expense and certain non-routine expenses or costs, such as those relating to litigation, indemnification, reorganizations and liquidations) for the Fund so that the ratio of total annual fund operating expenses will not exceed 0.87% for each share class. The investment manager has also agreed to reduce its fees to reflect reduced services resulting from the Fund's investments in Franklin Templeton affiliated funds. These contractual arrangements are expected to continue until April 30, 2026. During the terms, the fee waiver and expense reimbursement agreements may not be terminated or amended without approval of the board of trustees except to add series or classes, to reflect the extension of termination dates or to lower the waiver and expense limitation (which would result in lower fees for shareholders).

Example

This Example is intended to help you compare the cost of investing in the Fund with the cost of investing in other mutual funds. The Example assumes that you invest \$10,000 in the Fund for the time periods indicated and then redeem all of your shares at the end of the period. The Example also assumes that your investment has a 5% return each year and that the Fund's operating expenses remain the same. The Example reflects adjustments made to the Fund's operating expenses due to the fee waivers and/or expense reimbursements by management for the 1 Year numbers only. Although your actual costs may be higher or lower, based on these assumptions your costs would be:

	1 Year	3 Years	5 Years	10 Years
Class 1	\$89	\$291	\$509	\$1,139
Class 2	\$114	\$369	\$644	\$1,427
Class 4	\$124	\$399	\$696	\$1,539

Portfolio Turnover

The Fund pays transaction costs, such as commissions, when it buys and sells securities (or "turns over" its portfolio). A higher portfolio turnover rate may indicate higher transaction costs. These costs, which are not reflected in annual Fund operating expenses or in the Example, affect the Fund's performance. During the most recent fiscal year, the Fund's portfolio turnover rate was 51.62% of the average value of its portfolio.

Principal Investment Strategies

Under normal market conditions, the Fund invests predominantly in the equity securities of companies located anywhere in the world, including developing markets. The equity securities in which the Fund primarily invests are common stock. The Fund may invest in companies of any size, including small and mid capitalization companies. Although the Fund seeks investments across a number of countries and sectors, from time to time, based on economic conditions, the Fund may have substantial positions in particular countries or sectors.

The Fund may also use a variety of equity-related derivatives, which may include equity futures and equity index futures, for various purposes including enhancing Fund returns, increasing liquidity and gaining exposure to particular markets in more efficient or less expensive ways.

The Fund's investment goal is to seek long-term capital growth of the Fund's overall portfolio in accordance with the Fund's name. In pursuing the growth of the Fund's portfolio, the investment manager applies a "bottom-up," value-oriented, long-term approach, focusing on the market price of a company's securities relative to the investment manager's evaluation of the company's long-term earnings, asset value and cash flow potential. The investment manager also considers a company's price/earnings ratio, price/cash flow ratio, profit margins and liquidation value.

The Fund may, from time to time, seek to hedge (protect) against currency risks, using certain currency-related derivative instruments, such as currency and cross currency forwards and currency futures contracts.

Principal Risks

You could lose money by investing in the Fund. Mutual fund shares are not deposits or obligations of, or guaranteed or endorsed by, any bank, and are not insured by the Federal Deposit Insurance Corporation, the Federal Reserve Board, or any other agency of the U.S. government.

Market: The market values of securities or other investments owned by the Fund will go up or down, sometimes rapidly or unpredictably. The market value of a security or other investment may be reduced by market activity or other results of supply and demand unrelated to the issuer. This is a basic risk associated with all investments. When there are more sellers than buyers, prices tend to fall. Likewise, when there are more buyers than sellers, prices tend to rise. In addition, the value of the Fund's investments may go up or down due to general market or other conditions that are not specifically related to a particular issuer, such as: real or perceived adverse economic changes, including widespread liquidity issues and defaults in one or more industries; changes in interest or exchange rates; unexpected natural and man-made world events, such as diseases or disasters; financial, political or social disruptions, including terrorism and war; and U.S. trade disputes or other disputes with specific countries that could result in tariffs, trade barriers and investment restrictions in certain securities in those countries. Any of these conditions can adversely affect the economies of many companies, sectors, nations, regions and the market in general, in ways that cannot necessarily be foreseen.

Stock prices tend to go up and down more dramatically than those of debt securities. A slower-growth or recessionary economic environment could have an adverse effect on the prices of the various stocks held by the Fund.

Foreign Securities (non-U.S.): Investing in foreign securities typically involves more risks than investing in U.S. securities, and includes risks associated with: (i) internal and external political and economic developments – e.g., the political, economic and social policies and structures of some foreign countries may be less stable and more volatile than those in the U.S. or some foreign countries may be subject to trading restrictions or economic sanctions; diplomatic and political developments could affect the economies, industries, and securities and currency markets of the countries in which the Fund is invested, which can include rapid and adverse political changes; social instability; regional conflicts; sanctions imposed by the United States, other nations or other governmental entities, including supranational entities; terrorism; and war; (ii) trading practices – e.g., government supervision and regulation of foreign securities and currency markets, trading systems and brokers may be less than in the U.S.; (iii) availability of information – e.g., foreign issuers may not be subject to the same disclosure, accounting and financial reporting standards and practices as U.S. issuers; (iv) limited markets – e.g., the securities of certain foreign issuers may be less liquid (harder to sell) and more volatile; and (v) currency

exchange rate fluctuations and policies – e.g., fluctuations may negatively affect investments denominated in foreign currencies and any income received or expenses paid by the Fund in that foreign currency. The risks of foreign investments may be greater in developing or emerging market countries.

Regional: To the extent that the Fund invests a significant portion of its assets in a specific geographic region or a particular country, including Europe, the Fund will generally have more exposure to the specific regional or country risks. In the event of economic or political turmoil or a deterioration of diplomatic relations in a region or country where a substantial portion of the Fund's assets are invested, the Fund may experience substantial illiquidity or reduction in the value of the Fund's investments. Adverse conditions in a certain region or country can adversely affect securities of issuers in other countries whose economies appear to be unrelated. Current uncertainty concerning the economic consequences of Russia's military invasion of Ukraine in February 2022 has increased market volatility.

Developing Market Countries: The Fund's investments in securities of issuers in developing market countries are subject to all of the risks of foreign investing generally, and have additional heightened risks due to a lack of established legal, political, business and social frameworks to support securities markets, including: delays in settling portfolio securities transactions; currency and capital controls; greater sensitivity to interest rate changes; pervasiveness of corruption and crime; currency exchange rate volatility; and inflation, deflation or currency devaluation.

Small and Mid Capitalization Companies: Securities issued by small and mid capitalization companies may be more volatile in price than those of larger companies and may involve substantial risks. Such risks may include greater sensitivity to economic conditions, less certain growth prospects, lack of depth of management and funds for growth and development, and limited or less developed product lines and markets. In addition, small and mid capitalization companies may be particularly affected by interest rate increases, as they may find it more difficult to borrow money to continue or expand operations, or may have difficulty in repaying any loans. The markets for securities issued by small and mid capitalization companies also tend to be less liquid than the markets for securities issued by larger companies.

Liquidity: The trading market for a particular security or type of security or other investments in which the Fund invests may become less liquid or even illiquid. Reduced liquidity will have an adverse impact on the Fund's ability to sell such securities or other investments when necessary to meet the Fund's liquidity needs, which may arise or increase in response to a specific economic event or because the investment manager wishes to purchase particular investments or believes that a higher level of liquidity would be advantageous. Reduced liquidity will also generally lower the value of such securities or other investments. Market

prices for such securities or other investments may be relatively volatile.

Value Style Investing: A value stock may not increase in price as anticipated by the investment manager if other investors fail to recognize the company's value and bid up the price, the markets favor faster-growing companies, or the factors that the investment manager believes will increase the price of the security do not occur or do not have the anticipated effect.

Management: The Fund is subject to management risk because it is an actively managed investment portfolio. The Fund's investment manager applies investment techniques and risk analyses in making investment decisions for the Fund, but there can be no guarantee that these decisions will produce the desired results.

Focus: To the extent that the Fund focuses on particular countries, regions, industries, sectors or types of investments from time to time, the Fund may be subject to greater risks of adverse developments in such areas of focus than a fund that invests in a wider variety of countries, regions, industries, sectors or investments.

Derivative Instruments: The performance of derivative instruments depends largely on the performance of an underlying instrument, such as a currency, security, interest rate or index, and such instruments often have risks similar to their underlying instrument, in addition to other risks. Derivative instruments involve costs and can create economic leverage in the Fund's portfolio which may result in significant volatility and cause the Fund to participate in losses (as well as gains) in an amount that exceeds the Fund's initial investment. Other risks include illiquidity, mispricing or improper valuation of the derivative instrument, and imperfect correlation between the value of the derivative and the underlying instrument so that the Fund may not realize the intended benefits. When a derivative is used for hedging, the change in value of the derivative may also not correlate specifically with the currency, security, interest rate or other risk being hedged. With over-the-counter derivatives, there is the risk that the other party to the transaction will fail to perform.

Cybersecurity: Cybersecurity incidents, both intentional and unintentional, may allow an unauthorized party to gain access to Fund assets, Fund or customer data (including private shareholder information), or proprietary information, cause the Fund, the investment manager, and/or their service providers (including, but not limited to, Fund accountants, custodians, sub-custodians, transfer agents and financial intermediaries) to suffer data breaches, data corruption or loss of operational functionality or prevent Fund investors from purchasing, redeeming or exchanging shares or receiving distributions. The investment manager has limited ability to prevent or mitigate cybersecurity incidents affecting third party service providers, and such third party service providers may have limited indemnification obligations to the Fund or the investment manager. Cybersecurity incidents may result in financial losses to the Fund and its shareholders, and substantial costs may be

incurred in an effort to prevent or mitigate future cybersecurity incidents. Issuers of securities in which the Fund invests are also subject to cybersecurity risks, and the value of these securities could decline if the issuers experience cybersecurity incidents.

Because technology is frequently changing, new ways to carry out cyber attacks are always developing. Therefore, there is a chance that some risks have not been identified or prepared for, or that an attack may not be detected, which puts limitations on the Fund's ability to plan for or respond to a cyber attack. Like other funds and business enterprises, the Fund, the investment manager, and their service providers are subject to the risk of cyber incidents occurring from time to time.

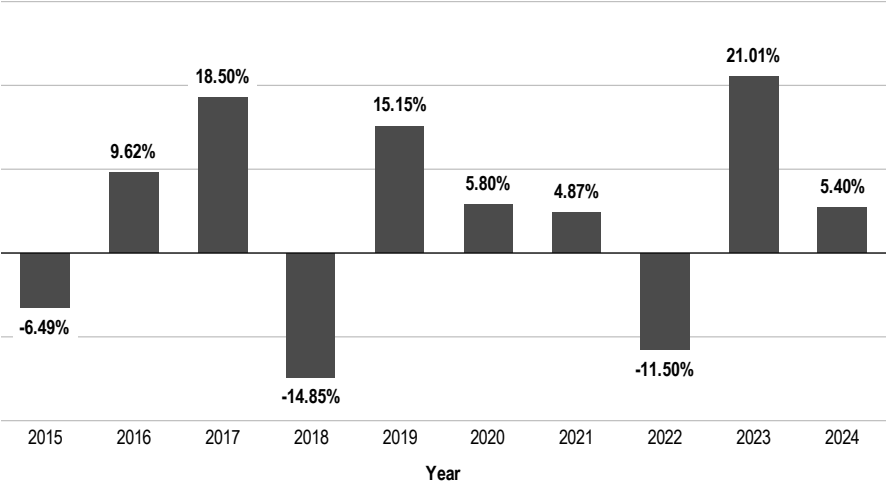
Performance

The following bar chart and table provide some indication of the risks of investing in the Fund. The bar chart shows changes in the Fund's performance from year to year for Class 2 shares. The table shows how the Fund's average annual returns for 1 year, 5 years, 10 years or since inception, as applicable, compared with those of a broad measure of market performance. The Fund's past

performance is not necessarily an indication of how the Fund will perform in the future.

Performance reflects all Fund expenses but does not include any fees or sales charges imposed by variable insurance contracts, qualified plans or funds of funds. If they had been included, the returns shown below would be lower. Investors should consult the variable insurance contract prospectus, or the disclosure documents for qualified plans or funds of funds for more information.

Class 2 Annual Total Returns



Best Quarter:	2020, Q4	16.23%
Worst Quarter:	2020, Q1	-22.29%

Average Annual Total Returns
For periods ended December 31, 2024

	1 Year	5 Years	10 Years
Templeton Growth VIP Fund - Class 1	5.70%	4.86%	4.34%
Templeton Growth VIP Fund - Class 2	5.40%	4.60%	4.08%
Templeton Growth VIP Fund - Class 4	5.35%	4.49%	3.97%
MSCI All Country World Index-NR (index reflects no deduction for fees, expenses or taxes but are net of dividend tax withholding)	17.49%	10.06%	9.23%

No one index is representative of the Fund's portfolio.
Important data provider notices and terms are available at www.franklintempletondatasources.com. All data is subject to change.

Investment Manager

Templeton Global Advisors Limited (Global Advisors)

Sub-Advisor

Templeton Asset Management Ltd. (Asset Management)

Portfolio Managers

Christopher James Peel, CFA

President, Chief Executive Officer and Director of Global Advisors and portfolio manager of the Fund since 2017.

Warren Pustam, CFA

Vice President and Portfolio Manager of Global Advisors and portfolio manager of the Fund since 2019.

Peter D. Sartori

Portfolio Manager of Asset Management and portfolio manager of the Fund since 2024.

Purchase and Sale of Fund Shares

Shares of the Fund are sold to insurance companies' separate accounts (Insurers) to fund variable annuity or variable life insurance contracts and to qualified plans. Insurance companies offer variable annuity and variable life insurance products through separate accounts. Shares of the Fund may also be sold to other mutual funds, either as underlying funds in a fund of funds or in other structures. In addition, Fund shares are held by a limited number of Insurers, qualified retirement plans and, when applicable, funds of funds. Substantial withdrawals by one or more Insurers, qualified retirement plans or funds of funds could reduce Fund assets, causing total Fund expenses to become higher than the numbers shown in the fees and expenses table above.

The terms of the offering of interests in separate accounts are included in the variable annuity or variable life insurance product prospectus. The terms of offerings of funds of funds are included in those funds' prospectuses. The terms of offering of qualified retirement plans are described in their disclosure documents. Investors should consult the variable contract prospectus, fund of fund prospectus, or plan disclosure documents for more information on fees and expenses imposed by variable insurance contracts, funds of funds or qualified retirement plans, respectively.

Taxes

Because shares of the Fund are generally purchased through variable annuity contracts or variable life insurance

contracts, the Fund's distributions (which the Fund expects, based on its investment goals and strategies to consist of ordinary income, capital gains or some combination of both) will be exempt from current taxation if left to accumulate within the variable contract. You should refer to your contract prospectus for more information on these tax consequences.

Payments to Sponsoring Insurance Companies and Other Financial Intermediaries

The Fund or its distributor (and related companies) may pay broker/dealers or other financial intermediaries (such as banks and insurance companies, or their related companies) for the sale and retention of variable contracts which offer Fund shares and/or for other services. These payments may create a conflict of interest for an intermediary or be a factor in the insurance company's decision to include the Fund as an investment option in its variable contract. For more information, ask your insurance company or financial advisor, visit your insurance company's or intermediary's website, or consult the Contract prospectus or this Fund prospectus.

This page intentionally left blank

FRANKLIN TEMPLETON VARIABLE INSURANCE PRODUCTS TRUST

Overview

Franklin Templeton Variable Insurance Products Trust (the Trust) currently consists of multiple series (Funds), offering a wide variety of investment choices. Funds may be available in multiple classes: Class 1, Class 2, Class 4 and Class 5. The classes are identical except that Class 2, Class 4 and Class 5 each has a distribution plan (see "Share Classes" under Fund Account Information). The Funds are not offered to the public; they are offered and sold only to: (1) insurance company separate accounts to serve as the underlying investment vehicle for variable contracts; (2) certain qualified plans; and (3) other funds of funds.

Investment Considerations

- The following give a general sense of the level of fund assets associated with a particular investment or strategy: "small portion" (less than 10%); "portion" (10% to 25%); "significant" (25% to 50%); "substantial" (50% to 66%); "primary" (66% to 80%); and "predominant" (80% or more). The percentages are not limitations unless specifically stated as such in this prospectus or in the Trust's Statement of Additional Information (SAI).

Risks

- Fund shares are not deposits or obligations of, or guaranteed or endorsed by, any bank, and are not federally insured by the Federal Deposit Insurance Corporation, the Federal Reserve Board, or any other agency of the U.S. government. Fund shares involve investment risks, including the possible loss of principal.
- Because you could lose money by investing in a Fund, take the time to read each Fund description and consider all risks before investing.

Additional Information

More detailed information about each Fund, its investment policies, and its particular risks can be found in the SAI.

Investment Management

The Funds' investment managers and their affiliates manage as of February 28, 2025, approximately \$1.58 trillion in assets, and have been in the investment management business since 1947.

This page intentionally left blank

FRANKLIN ALLOCATION VIP FUND

Investment Goal

The Fund's principal investment goal is capital appreciation. Its secondary goal is income. The Fund's investment goals are non-fundamental, which means they may be changed by the board of trustees without shareholder approval. Shareholders will be given at least 60 days' advance notice of any change to the Fund's investment goal.

Principal Investment Policies and Practices

The Fund seeks to achieve its investment goals by allocating its assets among the broad asset classes of equity and fixed income investments through a variety of investment strategies or "sleeves" managed by the investment manager or its affiliates. The Fund is structured as a multi-manager fund (meaning the Fund's assets are managed by multiple sub-advisors), with the investment manager having overall responsibility for the Fund's investments. The investment manager allocates assets among various asset classes and strategy sleeves to seek to diversify the Fund's portfolio, to add incremental return, and to reduce the Fund's risk of being significantly impacted by changes in a specific asset class or by changing market conditions. The investment manager may, at times, implement a risk overlay strategy, which seeks to neutralize certain market risks that may exist in the Fund primarily through the use of equity and interest rate/bond futures.

Under normal market conditions, the Fund allocates approximately 60% of its assets to the equity asset class and 40% of its assets to the fixed income asset class by allocating the Fund's assets among the various sleeves. The Fund's asset allocation may change from time to time based on market conditions and the investment manager's strategic and tactical asset allocation views. The Fund's equity and fixed income investments typically will not vary by more than 10% from the stated allocations; however, appreciation and/or depreciation in the value of the Fund's investments may cause the relative percentages to vary by more than 10%. The investment manager rebalances the Fund's portfolio to bring the Fund back to its typical allocation on a periodic basis, typically when market values deviate from target weights beyond predefined thresholds or when the manager's view on asset classes changes. In addition, during adverse market conditions, the investment manager, in its sole discretion, may tactically manage the Fund's risk exposure on a Fund level, which could cause the Fund's allocations to vary by more than 10% from the stated allocations. The investment manager uses a variety of techniques to adjust the Fund's exposure to certain asset classes to manage risk including allocating additional assets or reducing assets allocated to certain sleeves, holding

additional cash and cash equivalents in the Fund's portfolio, or using certain equity, interest rate and currency derivative instruments.

The Fund may invest in securities of U.S. and foreign companies in both the equity and fixed income sleeves, although the Fund currently does not anticipate investing more than 30% of its net assets in securities of issuers domiciled outside the United States. For purposes of this Fund's investment strategies, U.S. companies are those that are economically tied to the United States including when: (1) the issuer's principal securities trading market is in the United States; (2) the issuer derives 50% or more of its annual revenues or annual profits from either goods produced, sales made or services performed in the United States; (3) the issuer has 50% of more of its assets located in the United States; or (4) the issuer is organized under the laws of, and has a principal office in, the United States. Through its sleeves, the Fund may invest in a variety of equity securities of any capitalization size and a variety of government and corporate fixed income investments that have variable or fixed interest rates and may be of any duration or maturity. In addition, the portfolio managers of the Fund's sleeves may focus on investing in fixed income securities that could include bonds, notes, debentures, banker's acceptances and commercial paper; floating rate notes; loans and loan participations; and mortgage-backed or asset-backed securities. The Fund may also invest a small portion of its assets in other mutual funds, which include other Franklin Templeton affiliated mutual funds, and Franklin Templeton affiliated and third-party exchange-traded funds (ETFs) (underlying funds), in order to gain exposure to certain asset classes or for tactical positioning.

An equity security represents a proportionate share, or right to acquire a proportionate share, of the ownership of a company; its value is based on the success of the company's business and the value of its assets, as well as general market conditions. Common stocks and preferred stocks are examples of equity securities. Debt securities obligate the issuer to repay a loan of money at a future date and generally provide for the payment of interest on the amount borrowed. These include bonds, notes and debentures.

Mortgage-backed securities represent an interest in a pool of mortgage loans made and packaged or "pooled" together by banks, mortgage lenders, various governmental agencies and other financial institutions for sale to investors to finance purchases of homes, commercial buildings and other real estate. Most mortgage-backed securities are pass-through securities, which means they provide investors with monthly payments consisting of a pro rata share of both regular interest and principal payments, as well as unscheduled early prepayments, on the underlying mortgage loans. Asset-backed securities are securities backed by loans, leases, and other receivables.

FUND DETAILS

The Fund generally invests in investment grade debt securities, but may invest a small portion of its total assets in bonds rated below investment grade. Securities rated in the top four ratings categories by at least one independent rating agency such as Standard & Poor's (S&P®) (rated BBB or better), Moody's Investors Service (Moody's) (rated Baa or higher) are considered investment grade. Securities rated Ba or lower by Moody's or BB or lower by S&P® are considered to be below investment grade. Such lower rated but higher yielding securities are sometimes referred to as "junk bonds."

The Fund regularly uses currency-related derivatives, including forward foreign currency exchange contracts, currency futures contracts, currency swaps and currency options to hedge (protect) against currency risks. The Fund also may, from time to time, use a variety of equity-related derivatives, which may include purchasing or selling call and put options on equity securities and equity security indices, futures on equity securities and equity indexes and options on equity index futures, for various purposes including enhancing Fund returns, increasing liquidity, gaining exposure to particular instruments in more efficient or less expensive ways and/or hedging risks relating to changes in certain equity markets. In addition, the Fund may, from time to time, use interest rate and credit derivatives, including interest rate swaps, interest rate/bond futures contracts and credit default swaps for various purposes including enhancing Fund returns, increasing liquidity, gaining exposure to particular instruments in more efficient or less expensive ways and/or hedging risks relating to changes in interest rates. The use of such derivative transactions may allow the Fund to obtain net long or net short exposures to selected markets, interest rates, countries, currencies or durations. The investment manager's risk overlay strategy may involve investing in derivatives in an effort to provide a hedge against negative market events. When implemented, the risk overlay strategy will reduce the Fund's ability to benefit from positive market movements.

A currency forward contract is an obligation to purchase or sell a specific foreign currency at an agreed exchange rate (price) at a future date, which is typically individually negotiated and privately traded by currency traders and their customers in the interbank market.

A futures contract is a standard binding agreement that trades on an exchange to buy or sell a specified quantity of an underlying instrument or asset at a specified price at a specified later date. A "sale" of a futures contract means the acquisition of a contractual obligation to deliver the underlying instrument called for by the contract at a specified price on a specified date. A "purchase" of a futures contract means the acquisition of a contractual obligation to acquire a specified quantity of the underlying instrument called for by the contract at a specified price on a specified date. The purchase or sale of a futures contract will allow the Fund to increase or decrease its exposure to the underlying instrument or asset. Although most futures contracts used by the Fund allow for a cash payment of the net gain or loss on the contract at maturity in lieu of delivery of the underlying

instruments, some require the actual delivery or acquisition of the underlying instrument or asset. The Fund may buy and sell futures contracts that trade on U.S. and foreign exchanges.

Swap agreements, such as interest rate, currency and credit default swaps, are contracts between the Fund and another party (the swap counterparty) involving the exchange of payments on specified terms over periods ranging from a few days to multiple years. A swap agreement may be negotiated bilaterally and traded over-the-counter (OTC) between two parties (for an uncleared swap) or, in some instances, must be transacted through a futures commission merchant (FCM) and cleared through a clearinghouse that serves as a central counterparty (for a cleared swap). In a basic swap transaction, the Fund agrees with the swap counterparty to exchange the returns (or differentials in rates of return) and/or cash flows earned or realized on a particular "notional amount" of underlying instruments. The notional amount is the set amount selected by the parties as the basis on which to calculate the obligations that they have agreed to exchange. The parties typically do not actually exchange the notional amount. Instead, they agree to exchange the returns that would be earned or realized if the notional amount were invested in given instruments or at given interest rates.

For credit default swaps, the "buyer" of the credit default swap agreement is obligated to pay the "seller" a periodic stream of payments over the term of the agreement in return for a payment by the seller that is contingent upon the occurrence of a credit event with respect to an underlying reference debt obligation. The buyer of the credit default swap is purchasing the obligation of its counterparty to offset losses the buyer could experience if there was such a credit event. Generally, a credit event means bankruptcy, failure to timely pay interest or principal, obligation acceleration or default, or repudiation or restructuring of the reference debt obligation. The contingent payment by the seller generally is either the face amount of the reference debt obligation in exchange for the physical delivery of the reference debt obligation or a cash payment equal to the decrease in market value of the reference debt obligation following the occurrence of the credit event.

An interest rate swap is an agreement between two parties to exchange interest rate payment obligations. Typically, one rate is based on an interest rate fixed to maturity while the other is based on an interest rate that changes in accordance with changes in a designated benchmark (for example, SOFR, prime, commercial paper, or other benchmarks).

A currency swap is generally a contract between two parties to exchange one currency for another currency at the start of the contract and then exchange periodic floating or fixed rates during the term of the contract based upon the relative value differential between the two currencies. Unlike other types of swaps, currency swaps typically involve the delivery of the entire principal (notional) amounts of the two currencies at the time the swap is entered into. At the end of

the swap contract, the parties receive back the principal amounts of the two currencies.

A call option gives the purchaser of the option, upon payment of a premium, the right to buy, and the seller the obligation to sell, the underlying instrument at the exercise price. Conversely, a put option gives the purchaser of the option, upon payment of a premium, the right to sell, and the seller of the option the obligation to buy, the underlying instrument at the exercise price. For example, when the investment manager expects the price of a stock held by the Fund to decline in value, the Fund may also purchase put options that are expected to increase in value as the market price of the stock declines to hedge against such anticipated decline in value.

In determining an optimal mix of the equity and fixed income asset classes for the Fund, the investment manager assesses changing economic, market and industry conditions. The investment manager allocates among strategy sleeves utilizing a top-down approach, generating the Fund's strategy weightings by taking into account market conditions, risk factors, diversification, liquidity, transparency and other investment options, among other things.

Information about the Strategy Sleeves

Allocations to the individually managed sleeves discussed below typically will not exceed 20%, but will vary with market conditions; however, under normal market conditions, no sleeve constitutes a majority of the Fund's assets. The investment manager may select additional strategies managed by the investment manager or other Franklin Templeton affiliated managers for investment, other than those listed below, without notice to, or approval by, shareholders. Unless indicated, the individual strategy sleeves are managed by the investment manager.

ClearBridge Large Cap Growth Strategy. The strategy seeks long-term growth of capital by taking a concentrated, long-term approach to generating growth by owning three types of growth companies across the spectrum of growth and volatility that can thrive through varying market environments.

ClearBridge Large Cap Value Strategy. The strategy seeks long-term growth of capital by exploiting market inefficiencies to identify strong businesses at attractive valuations that it can hold for long time periods.

Franklin Emerging Markets Core Equity Strategy. This strategy seeks capital appreciation by investing in equity securities of issuers located in "emerging market countries". The investable universe typically includes equity securities of companies in the MSCI Emerging Market Equity Index. The investment manager uses a multi-factor process to determine securities that have favorable exposure to quality, value, momentum and alternative factors.

Franklin International Core Equity Strategy. This strategy seeks capital appreciation by investing predominately in non-U.S. equity securities of any capitalization. The investable universe typically includes both growth and value

companies in the MSCI EAFE index. The investment manager uses a multi-factor process to determine securities that have favorable exposure to quality, value, momentum and alternative factors.

Franklin International Growth Strategy. The strategy seeks capital appreciation by investing predominantly in the equity securities of mid and large capitalization companies outside the U.S. with long-term growth potential.

Franklin U.S. Core Equity Strategy. This strategy seeks capital appreciation by investing in U.S. equity securities. The investable universe typically includes equity securities of companies in the Russell 1000 Index. The investment manager uses a multi-factor process to determine securities that have favorable exposure to quality, value, momentum and alternative factors.

Franklin U.S. Smart Beta Equity Strategy. The strategy seeks long-term capital appreciation by investing substantially in U.S. equities using a proprietary, systematic model to screen, weight and select securities, starting with those in a broad-market U.S. equity index (currently the Russell 1000 Index).

Templeton Foreign Strategy. The strategy seeks long-term capital growth by investing predominantly in foreign securities which are equity securities of companies located outside of the U.S., including developing markets.

Brandywine Global Opportunities Bond Strategy. The strategy seeks to maximize total return by investing at least 80% of its net assets in fixed income securities of issuers located in developed market countries. The Fund will invest in both investment grade and below investment grade fixed income securities.

Franklin Investment Grade Corporate Strategy. The strategy seeks as high a level of current income as is consistent with prudent investing, while seeking preservation of capital, by investing predominantly in investment grade corporate debt securities and investments.

Franklin U.S. Core Bond Strategy. This strategy seeks total return by investing substantially in bonds of U.S. issuers, including government, corporate debt, mortgage-backed and asset-backed securities. The strategy focuses predominately on investment grade debt securities and is generally expected to have sector, credit and duration exposures comparable to the Bloomberg U.S. Aggregate Bond Index.

Franklin U.S. Treasury Securities Strategy. This strategy seeks income by investing in direct obligations of the U.S. Treasury of any maturity and investments that provide exposure to direct obligations of the U.S. Treasury.

Putnam Core Bond Strategy. The strategy seeks high current income consistent with what the portfolio managers believe to be prudent risk, by investing in mortgage-backed securities, corporate bonds, and other government obligations.

At the discretion of the investment manager, the allocations to asset classes and sleeves may vary from time to time

FUND DETAILS

without shareholder approval, based on market conditions, the investment managers' assessment of an asset class' relative attractiveness as an investment opportunity, the investment managers' assessment of a strategy sleeve's effectiveness in changing economic environments, or as part of a risk management strategy.

Alongside traditional financial and economic analyses, the investment manager or sub-advisor assesses the potential impacts of material environmental, social and governance (ESG) factors on a company, which the investment manager or sub-advisor believes provide a measure of the company's sustainability. In analyzing ESG factors, the investment manager or sub-advisor assesses whether a company's practices pose a material financial risk or opportunity. Consideration of ESG factors and risks is only one component of the investment manager's assessment of eligible investments and may not be a determinative factor in the investment manager or sub-advisor's final decision on whether to invest in a security. In addition, the weight given to ESG factors may vary across types of investments, industries, regions and issuers and ESG factors and weights considered may change over time. The investment manager does not assess every investment for ESG factors and, when it does, not every ESG factor may be identified or evaluated.

Exclusion from Commodity Pool Operator Definition

An exclusion from the definition of "commodity pool operator" (CPO) under the Commodity Exchange Act (CEA) and the rules of the Commodity Futures Trading Commission (CFTC) has been claimed with respect to the Fund and, therefore, neither the Fund nor any person deemed to operate the Fund is subject to CFTC registration or regulation as a CPO.

The terms of the CPO exclusion require the Fund, among other things, to adhere to certain limits on its investments in commodity futures, commodity options and swaps, which in turn include non-deliverable currency forward contracts, as further described in the Fund's Statement of Additional Information. Because the Fund intends to comply with the terms of the CPO exclusion, the Fund may, in the future, need to adjust its investment strategies, consistent with its investment goal, to limit its investments in these types of instruments.

The Fund is not intended as a vehicle for trading in the commodity futures, commodity options, or swaps markets. The CFTC has neither reviewed nor approved reliance on these exclusions, or the Fund, its investment strategies or this prospectus.

Temporary Investments

When the investment manager believes market or economic conditions are unfavorable for investors, the investment manager may invest up to 100% of the Fund's assets in a temporary defensive manner by holding all or a substantial portion of its assets in cash, cash equivalents or other high quality short-term investments. Temporary defensive investments generally may include short-term U.S.

government securities, high grade commercial paper, bank obligations, repurchase agreements, money market fund shares (including shares of an affiliated money market fund), and other money market instruments. The investment manager also may invest in these types of securities or hold cash while looking for suitable investment opportunities or to maintain liquidity. In these circumstances, the Fund may be unable to achieve its investment goal.

Principal Risks

Market: The market values of securities or other investments owned by the Fund will go up or down, sometimes rapidly or unpredictably. The Fund's investments may decline in value due to factors affecting individual issuers (such as the results of supply and demand), or sectors within the securities markets. The value of a security or other investment also may go up or down due to general market conditions that are not specifically related to a particular issuer, such as real or perceived adverse economic conditions, changes in interest rates or exchange rates, or adverse investor sentiment generally. Furthermore, events involving limited liquidity, defaults, non-performance or other adverse developments that affect one industry, such as the financial services industry, or concerns or rumors about any events of these kinds, have in the past and may in the future lead to market-wide liquidity problems, may spread to other industries, and could negatively affect the value and liquidity of the Fund's investments. In addition, unexpected events and their aftermaths, such as the spread of diseases; natural, environmental or man-made disasters; financial, political or social disruptions; terrorism and war; and other tragedies or catastrophes, can cause investor fear and panic, which can adversely affect the economies of many companies, sectors, nations, regions and the market in general, in ways that cannot necessarily be foreseen. During a general downturn in the securities markets, multiple asset classes may decline in value. When markets perform well, there can be no assurance that securities or other investments held by the Fund will participate in or otherwise benefit from the advance.

The long-term impact of the COVID-19 pandemic and its subsequent variants on economies, markets, industries and individual issuers is not known. The U.S. government and the Federal Reserve, as well as certain foreign governments and central banks, took extraordinary actions to support local and global economies and the financial markets in response to the COVID-19 pandemic. This and other government intervention into the economy and financial markets have resulted in a large expansion of government deficits and debt, the long-term consequences of which are not known.

The United States and various countries are currently involved in disputes over trade and other matters, which may result in tariffs, investment restrictions and other adverse impacts on affected companies and securities. Trade disputes may adversely affect the economies of the United

States and its trading partners, as well as companies directly or indirectly affected and financial markets generally. For example, the United States has imposed tariffs and other trade barriers on Chinese exports, has restricted sales of certain categories of goods to China, and has established barriers to investments in China. The United States government has prohibited U.S. persons from investing in Chinese companies designated as related to the Chinese military. These and possible future restrictions could limit the Fund's opportunities for investment and require the sale of securities at a loss or make them illiquid. Moreover, the Chinese government is involved in a longstanding dispute with Taiwan that has included threats of invasion. If the political climate between the United States and China does not improve or continues to deteriorate, if China were to attempt unification of Taiwan by force, or if other geopolitical conflicts develop or get worse, economies, markets and individual securities may be severely affected both regionally and globally, and the value of the Fund's assets may go down.

Stock prices tend to go up and down more dramatically than those of debt securities. A slower-growth or recessionary economic environment could have an adverse effect on the prices of the various stocks held by the Fund.

Management and Asset Allocation

The Fund is actively managed and could experience losses if the investment manager's or sub-advisors' judgment and decisions about markets, future volatility, interest rates, industries, sectors and regions or the attractiveness, relative values, liquidity, effectiveness or potential appreciation of particular investments made for the Fund's portfolio prove to be incorrect. The investment manager's allocation of Fund assets among different asset classes and strategy sleeves may not prove beneficial in light of subsequent market events. There can be no guarantee that these techniques or the investment manager's or sub-advisors' investment decisions will produce the desired results.

The investment manager and sub-advisors may use modeling systems to implement one or more investment strategies for the Fund. There is no assurance that the modeling systems are complete or accurate, or representative of future market cycles, nor will they necessarily be beneficial to the Fund even if they are accurate. The results generated by these models may perform differently than in the past, or as expected. They may negatively affect Fund performance and the ability of the Fund to meet its investment goal for various reasons. For example, human judgment plays a role in building, using, testing, and modifying the financial algorithms and formulas used in these models. Additionally, there is a possibility that the historical data may be imprecise or become stale due to new events or changing circumstances which the models may not promptly detect. Market performance can be affected by non-quantitative factors (for example, market or trading system dysfunctions, investor fear or over-reaction or other emotional considerations) that are not easily integrated into the investment manager's or

sub-advisors' risk models. There may also be technical issues with the construction and implementation of quantitative models (for example, software or other technology malfunctions, or programming inaccuracies).

ESG Considerations: ESG considerations are one of a number of factors that the investment manager examines when considering investments for the Fund's portfolio. In light of this, the issuers in which the Fund invests may not be considered ESG-focused issuers and may have lower or adverse ESG assessments. Consideration of ESG factors may affect the Fund's exposure to certain issuers or industries and may not work as intended. In addition, ESG considerations assessed as part of the Fund's investment process may vary across types of eligible investments and issuers. The investment manager does not assess every investment for ESG factors and, when it does, not every ESG factor may be identified or evaluated. The investment manager's assessment of an issuer's ESG factors is subjective and will likely differ from that of investors, third party service providers (e.g., ratings providers) and other funds. As a result, securities selected by the investment manager may not reflect the beliefs and values of any particular investor. The investment manager also may be dependent on the availability of timely, complete and accurate ESG data reported by issuers and/or third-party research providers, the timeliness, completeness and accuracy of which is out of the investment manager's control. ESG factors are often not uniformly measured or defined, which could impact the investment manager's ability to assess an issuer. While the investment manager views ESG considerations as having the potential to contribute to the Fund's long-term performance, there is no guarantee that such results will be achieved.

Growth Style Investing: Growth stock prices reflect projections of future earnings or revenues, and can, therefore, fall dramatically if the company fails to meet those projections. Growth stocks may be more expensive relative to their current earnings or assets compared to value or other stocks, and if earnings growth expectations moderate, their valuations may return to more typical norms, causing their stock prices to fall. Prices of these companies' securities may be more volatile than other securities, particularly over the short term. In addition, investment styles can go in and out of favor, which could cause additional volatility in the prices of the Fund's portfolio holdings.

Value Style Investing: A value stock may not increase in price as anticipated by the investment manager if other investors fail to recognize the company's value and bid up the price, the markets favor faster-growing companies, or the factors that the investment manager believes will increase the price of the security do not occur or do not have the anticipated effect.

Foreign Securities (non-U.S.): Investing in foreign securities, including sovereign debt securities, typically involves more risks than investing in U.S. securities, including risks related to currency exchange rates and policies, country or government specific issues, less

FUND DETAILS

favorable trading practices or regulation and greater price volatility. Certain of these risks also may apply to securities of U.S. companies with significant foreign operations.

Currency exchange rates: Foreign securities may be issued and traded in foreign currencies. As a result, their market values in U.S. dollars may be affected by changes in exchange rates between such foreign currencies and the U.S. dollar, as well as between currencies of countries other than the U.S. For example, if the value of the U.S. dollar goes up compared to a foreign currency, an investment traded in that foreign currency will go down in value because it will be worth fewer U.S. dollars. The Fund accrues additional expenses when engaging in currency exchange transactions, and valuation of the Fund's foreign securities may be subject to greater risk because both the currency (relative to the U.S. dollar) and the security must be considered.

Currency management strategies: Currency management strategies may substantially change the Fund's exposure to currency exchange rates and could result in losses to the Fund if currencies do not perform as the investment manager expects. In addition, currency management strategies, to the extent that they reduce the Fund's exposure to currency risks, also reduce the Fund's ability to benefit from favorable changes in currency exchange rates. There is no assurance that the investment manager's use of currency management strategies will benefit the Fund or that they will be, or can be, used at appropriate times. Furthermore, there may not be perfect correlation between the amount of exposure to a particular currency and the amount of securities in the Fund's portfolio denominated in that currency. Investing in foreign currencies for purposes of gaining from projected changes in exchange rates, as opposed to hedging currency risks applicable to the Fund's holdings, further increases the Fund's exposure to foreign investment losses.

Political and economic developments: The political, economic and social policies or structures of some foreign countries may be less stable and more volatile than those in the United States. Investments in these countries may be subject to greater risks of internal and external conflicts, expropriation, nationalization of assets, foreign exchange controls (such as suspension of the ability to transfer currency from a given country), restrictions on removal of assets, political or social instability, military action or unrest, diplomatic developments, currency devaluations, foreign ownership limitations, and substantial, punitive or confiscatory tax increases. It is possible that a government may take over the assets or operations of a company or impose restrictions on the exchange or export of currency or other assets. Some countries also may have different legal systems that may make it difficult or expensive for the Fund to vote proxies, exercise shareholder rights, and pursue legal remedies with respect to its foreign investments. Diplomatic and political developments could affect the economies, industries, and securities and currency markets of the countries in which the Fund is invested. These developments include rapid and adverse political changes;

social instability; regional conflicts; sanctions imposed by the United States, other nations or other governmental entities, including supranational entities; terrorism; and war. In addition, such developments could contribute to the devaluation of a country's currency, a downgrade in the credit ratings of issuers in such country, or a decline in the value and liquidity of securities of issuers in that country. An imposition of sanctions upon, or other government actions impacting, certain issuers in a country could result in (i) an immediate freeze of that issuer's securities, impairing the ability of the Fund to buy, sell, receive or deliver those securities or (ii) other limitations on the Fund's ability to invest or hold such securities. These factors would affect the value of the Fund's investments and are extremely difficult, if not impossible, to predict and take into account with respect to the Fund's investments.

Trading practices: Brokerage commissions, withholding taxes, custodial fees, and other fees generally are higher in foreign markets. The policies and procedures followed by foreign stock exchanges, currency markets, trading systems and brokers may differ from those applicable in the United States, with possibly negative consequences to the Fund. The procedures and rules governing foreign trading, settlement and custody (holding of the Fund's assets) also may result in losses or delays in payment, delivery or recovery of money or other property. Foreign government supervision and regulation of foreign securities and currency markets and trading systems may be less than or different from government supervision in the United States, and may increase the Fund's regulatory and compliance burden and/or decrease the Fund's investor rights and protections.

Availability of information: Foreign issuers may not be subject to the same disclosure, accounting, auditing and financial reporting standards and practices as U.S. issuers. Thus, there may be less information publicly available about foreign issuers than about most U.S. issuers. In addition, information provided by foreign issuers may be less timely or less reliable than information provided by U.S. issuers.

Limited markets: Certain foreign securities may be less liquid (harder to sell) and their prices may be more volatile than many U.S. securities. Illiquidity tends to be greater, and valuation of the Fund's foreign securities may be more difficult, due to the infrequent trading and/or delayed reporting of quotes and sales.

Regional: Adverse conditions in a certain region or country can adversely affect securities of issuers in other countries whose economies appear to be unrelated. To the extent that the Fund invests a significant portion of its assets in a specific geographic region or a particular country, the Fund will generally have more exposure to the risks affecting that specific geographic region or country. In the event of economic or political turmoil or a deterioration of diplomatic relations in a region or country where a substantial portion of the Fund's assets are invested, the Fund may experience substantial illiquidity or reduction in the value of the Fund's investments.

The risk of investments in Europe may be heightened due to the current uncertainty concerning the economic consequences of Russia's military invasion of Ukraine in February 2022, which has increased market volatility.

Risks related to Russia's invasion of Ukraine: Russia's military invasion of Ukraine in February 2022, the resulting responses by the United States and other countries, and the continued conflict has increased volatility and uncertainty in the financial markets and adversely affected regional and global economies. The United States and other countries and certain international organizations have imposed broad-ranging economic sanctions on Russia and certain Russian individuals, banking entities and corporations as a response to Russia's invasion of Ukraine. The United States and other countries have also imposed economic sanctions on individuals and corporations in other countries in connection with the conflict and may continue to do so. These sanctions, as well as any other economic consequences related to the invasion, such as additional sanctions, boycotts or changes in consumer or purchaser preferences or cyberattacks on governments, companies or individuals, may further decrease the value and liquidity of certain Russian securities and securities of issuers in other countries that are subject to economic sanctions related to the invasion. To the extent that the fund has exposure to Russian investments or investments in countries affected by the invasion, the fund's ability to price, buy, sell, receive or deliver such investments may be impaired. The fund could determine at any time that certain of the most affected securities have zero value. In addition, any exposure that the fund may have to counterparties in Russia or in countries affected by the invasion could negatively impact the fund's portfolio. The extent and duration of Russia's military actions and the repercussions of such actions (including any retaliatory actions or countermeasures that may be taken by those subject to sanctions) are impossible to predict, but could result in significant market disruptions, including in the oil and natural gas markets, and may negatively affect global supply chains, inflation and global growth. These and any related events could significantly impact the fund's performance and the value of an investment in the fund, even beyond any direct exposure the fund may have to Russian issuers or issuers in other countries affected by the invasion.

Developing Markets: The risks of foreign investments typically are greater in less developed countries, sometimes referred to as developing or emerging markets. For example, the political, social, market regulation and economic structures and institutions in these countries, including those supporting the regulatory and legal systems and financial markets, may be less established and more vulnerable to corruption and fraud, and may change rapidly. These countries are more likely to experience high levels of inflation, deflation or currency devaluation, which can harm their economies and securities markets and increase volatility. In fact, short-term volatility in these markets and declines of 50% or more are not uncommon. Investments in less developed markets generally are subject to higher fees

and expenses and exhibit greater price volatility and valuation challenges. They may be subject to greater risk of expropriation, nationalization, confiscatory or punitive taxation, and foreign investment and divestment restrictions. In addition, a developing market country may experience a devaluation of its currency, a downgrade in the credit ratings of issuers in the country, or a decline in the value and liquidity of securities of issuers in that country if the United States, other nations or other governmental entities (including supranational entities) impose sanctions on issuers that limit or restrict foreign investment, the movement of assets or other economic activity in the country due to political, military or regional conflicts or due to terrorism or war.

Restrictions on currency trading that may be imposed by developing market countries will have an adverse effect on the value of the securities of companies that trade or operate in such countries. Finally, such securities markets are smaller, relatively less liquid and may not be as efficient or established in terms of settlement, custody and securities registration.

Small and Mid Capitalization Companies: While small and mid capitalization companies may offer substantial opportunities for capital growth, they also may involve more risks than larger companies. Historically, securities issued by small and mid capitalization companies have been more volatile in price than securities that are issued by larger companies, especially over the short term. Among the reasons for the greater price volatility are the less certain growth prospects of small and mid capitalization companies, the lower degree of liquidity in the markets for such securities, and the greater sensitivity of small and mid capitalization companies to changing economic conditions.

In addition, small and mid capitalization companies may lack depth of management, be unable to generate funds necessary for growth or development, have limited product lines or be developing or marketing new products or services for which markets are not yet established and may never become established. Small and mid capitalization companies may be particularly affected by interest rate increases, as they may find it more difficult to borrow money to continue or expand operations, or may have difficulty in repaying loans, particularly those with floating interest rates.

Interest Rate: Interest rate changes can be sudden and unpredictable, and are influenced by a number of factors, including government policy, monetary policy, inflation expectations, perceptions of risk, and supply of and demand for bonds. Changes in government or central bank policy, including changes in tax policy or changes in a central bank's implementation of specific policy goals, may have a substantial impact on interest rates. There can be no guarantee that any particular government or central bank policy will be continued, discontinued or changed, nor that any such policy will have the desired effect on interest rates. Debt securities generally tend to lose market value when interest rates rise and increase in value when interest rates fall. A rise in interest rates also has the potential to cause

FUND DETAILS

investors to rapidly sell fixed income securities. A substantial increase in interest rates may also have an adverse impact on the liquidity of a debt security, especially those with longer maturities or durations. Securities with longer maturities or durations or lower coupons or that make little (or no) interest payments before maturity tend to be more sensitive to interest rate changes.

Credit: The Fund could lose money on a debt security if the issuer or borrower is unable or fails to meet its obligations, including failing to make interest payments and/or to repay principal when due. Changes in an issuer's financial strength, the market's perception of the issuer's financial strength or an issuer's or security's credit rating, which reflects a third party's assessment of the credit risk presented by a particular issuer or security, may affect debt securities' values. The Fund may incur substantial losses on debt securities that are inaccurately perceived to present a different amount of credit risk by the market, the investment manager or the rating agencies than such securities actually do.

Derivative Instruments: The performance of derivative instruments depends largely on the performance of an underlying instrument, such as a currency, security, interest rate or index, and such instruments often have risks similar to the underlying instrument, in addition to other risks. Derivative instruments involve costs and can create economic leverage in the Fund's portfolio, which may result in significant volatility and cause the Fund to participate in losses (as well as gains) in an amount that significantly exceeds the Fund's initial investment. Other risks include illiquidity, mispricing or improper valuation of the derivative instrument, and imperfect correlation between the value of the derivative and the underlying instrument so that the Fund may not realize the intended benefits. Their successful use will usually depend on the investment manager's ability to accurately forecast movements in the market relating to the underlying instrument. Should a market or markets, or prices of particular classes of investments, move in an unexpected manner, especially in unusual or extreme market conditions, the Fund may not realize the anticipated benefits of the transaction, and it may realize losses, which could be significant. If the investment manager is not successful in using such derivative instruments, the Fund's performance may be worse than if the investment manager did not use such derivative instruments at all. When a derivative is used for hedging, the change in value of the derivative instrument also may not correlate specifically with the currency, security, interest rate index or other risk being hedged. There is also the risk, especially under extreme market conditions, that an instrument, which usually would operate as a hedge, provides no hedging benefits at all.

Use of these instruments could also result in a loss if the counterparty to the transaction does not perform as promised, including because of such counterparty's bankruptcy or insolvency. This risk is heightened with respect to over-the-counter (OTC) instruments, such as certain swap agreements and may be greater during volatile market conditions. Other risks include the inability to close

out a position because the trading market becomes illiquid (particularly in the OTC markets) or the availability of counterparties becomes limited for a period of time. In addition, the presence of speculators in a particular market could lead to price distortions. To the extent that the Fund is unable to close out a position because of market illiquidity, the Fund may not be able to prevent further losses of value in its derivatives holdings and the Fund's liquidity may be impaired. Some derivatives can be particularly sensitive to changes in interest rates or other market prices. Investors should bear in mind that, while the Fund intends to use derivative strategies on a regular basis, it is not obligated to actively engage in these transactions, generally or in any particular kind of derivative, if the investment manager elects not to do so due to availability, cost or other factors.

Many swaps currently are, and others eventually are expected to be, required to be cleared through a central counterparty. Central clearing is designed to reduce counterparty credit risk and increase liquidity compared to OTC swaps, but it does not eliminate those risks completely. With cleared swaps, there is also a risk of loss by the Fund of its initial and variation margin deposits in the event of bankruptcy of the futures commission merchant (FCM) with which the Fund has an open position, or the central counterparty in a swap contract. With cleared swaps, the Fund may not be able to obtain as favorable terms as it would be able to negotiate for a bilateral, uncleared swap. In addition, an FCM may unilaterally amend the terms of its agreement with the Fund, which may include the imposition of position limits or additional margin requirements with respect to the Fund's investment in certain types of swaps. The regulation of cleared and uncleared swaps, as well as other derivatives, is a rapidly changing area of law and is subject to modification by government and judicial action. In addition, the SEC, Commodity Futures Trading Commission (CFTC) and the exchanges are authorized to take extraordinary actions in the event of a market emergency. It is not possible to predict fully the effects of current or future regulation.

The use of derivative strategies may also have a tax impact on the Fund. The timing and character of income, gains or losses from these strategies could impair the ability of the investment manager to use derivatives when it wishes to do so.

Income: The Fund's distributions to shareholders may decline when prevailing interest rates fall, when dividend income from investments in stocks decline, when the Fund experiences defaults on debt securities it holds or when the Fund realizes a loss upon the sale of a debt security. The Fund's income generally declines during periods of falling benchmark interest rates because the Fund must reinvest the proceeds it receives from existing investments (upon their maturity, prepayment, amortization, sale, call, or buy-back) at a lower rate of interest or return.

Mortgage Securities and Asset-Backed Securities: Mortgage securities differ from conventional debt securities because principal is paid back over the life of the security

rather than at maturity. The Fund may receive unscheduled prepayments of principal due to voluntary prepayments, refinancing or foreclosure on the underlying mortgage loans. To the Fund this means a loss of anticipated interest, and a portion of its principal investment represented by any premium the Fund may have paid. Mortgage prepayments generally increase when interest rates fall. Because of prepayments, mortgage securities may be less effective than some other types of debt securities as a means of "locking in" long-term interest rates and may have less potential for capital appreciation during periods of falling interest rates. When the Fund reinvests the prepayments of principal it receives, it may receive a rate of interest that is lower than the rate on the existing security.

Mortgage securities also are subject to extension risk. An unexpected rise in interest rates could reduce the rate of prepayments on mortgage securities and extend their life. This could cause the price of the mortgage securities and the Fund's share price to fall and would make the mortgage securities more sensitive to interest rate changes.

Since September 2008, the Federal Housing Finance Agency (FHFA), an agency of the U.S. government, has acted as the conservator to operate Fannie Mae and Freddie Mac until they are stabilized. It is unclear how long the conservatorship will last or what effect this conservatorship will have on the securities issued or guaranteed by Fannie Mae or Freddie Mac for the long-term.

Issuers of asset-backed securities may have limited ability to enforce the security interest in the underlying assets, and credit enhancements provided to support the securities, if any, may be inadequate to protect investors in the event of default. Like mortgage securities, asset-backed securities are subject to prepayment and extension risks.

Prepayment: Debt securities are subject to prepayment risk when the issuer can "call" the security, or repay principal, in whole or in part, prior to the security's maturity. When the Fund reinvests the prepayments of principal it receives, it may receive a rate of interest that is lower than the rate on the existing security, potentially lowering the Fund's income, yield and its distributions to shareholders. Securities subject to partial or complete prepayment(s) may offer less potential for gains during a declining interest rate environment and have greater price volatility. Prepayment risk is greater in periods of falling interest rates for fixed-rate investments, and for floating or variable rate securities, rising interest rates generally increase the risk of refinancings or prepayments.

Focus: To the extent that the Fund focuses on particular countries, regions, industries, sectors or types of investments from time to time, the Fund may be subject to greater risks of adverse developments in such areas of focus than a fund that invests in a wider variety of countries, regions, industries, sectors or investments.

Floating Rate Corporate Investments: Certain corporate loans may not be considered "securities," and investors, such as the Fund, therefore may not be

entitled to rely on the antifraud protections of the federal securities laws and may have limited legal remedies.

The senior secured corporate loans and corporate debt securities in which the Fund invests are often issued in connection with highly leveraged transactions. Such transactions include leveraged buyout loans, leveraged recapitalization loans, and other types of acquisition financing. Loan investments issued in such transactions are subject to greater credit risks than other investments including a greater possibility that the borrower may default or enter bankruptcy. An increase in interest rates may have an adverse impact on the ability of the borrower to service principal and interest due on a floating rate corporate loan. Similarly, such loans are more vulnerable to changes in the relevant economy, such as a recession or a sustained period of rising or elevated interest rates. If a borrower stops making interest and/or principal payments, payments on such loan(s) may never resume. Such floating rate investments may be rated below investment grade (i.e., also known as "junk bonds").

Floating rate loans and securities in which the Fund may invest are issued as "covenant lite" loans, which may entail potentially increased risk, because they have few or no financial maintenance covenants or restrictions that would normally allow for early intervention and proactive mitigation of credit risk. Lenders have limited or no ability to intervene and either prevent or restrict actions that may potentially compromise the company's ability to pay.

In the event of a breach of a covenant in traditional loans or debt securities, lenders may have the ability to intervene and either prevent or restrict actions that may potentially compromise the company's ability to pay or lenders may be in a position to obtain concessions from the borrowers in exchange for a waiver or amendment of the specific covenant(s). In contrast, covenant lite loans do not necessarily offer the same ability to intervene or obtain additional concessions from borrowers. This risk is offset to varying degrees by the fact that financial and performance information may be available with or without covenants to lenders and the public alike and can be used to detect such early warning signs as deterioration of a borrower's financial condition or results. With such information, the portfolio managers are normally able to take appropriate actions without the help of covenants in the loans or debt securities. Covenant lite corporate loans and debt securities, however, may foster a capital structure designed to avoid defaults by giving borrowers or issuers increased financial flexibility when they need it the most.

Investing in Underlying Investment Companies: To the extent the Fund invests in underlying investment companies, including ETFs, the Fund's performance is related to the performance of the underlying investment companies held by it. In addition, shareholders of the Fund will indirectly bear the fees and expenses of the underlying investment companies and such investments may be more costly than if the Fund had owned the underlying securities directly. In

FUND DETAILS

addition, the Fund pays brokerage commissions in connection with the purchase and sale of shares of ETFs.

Liquidity: Liquidity risk exists when the markets for particular securities or types of securities or other investments are or become relatively illiquid so that the Fund is unable, or it becomes more difficult for the Fund, to sell the security or other investment at the price at which the Fund has valued the security. Illiquidity may result from political, economic or issuer specific events; supply/demand imbalances; changes in a specific market's size or structure, including the number of participants; or overall market disruptions. Securities or other investments with reduced liquidity or that become illiquid may involve greater risk than securities with more liquid markets. Market prices or quotations for illiquid securities may be volatile, and there may be large spreads between bid and ask prices. Reduced liquidity may have an adverse impact on market price and the Fund's ability to sell particular securities when necessary to meet the Fund's liquidity needs, which may arise or increase in response to a specific economic event or because the investment manager wishes to purchase particular investments or believes that a higher level of liquidity would be advantageous. An investment may become illiquid if the Fund and its affiliates receive material non-public information about the issuer or the investment. To the extent that the Fund and its affiliates hold a significant portion of an issuer's outstanding securities, the Fund may be subject to greater liquidity risk than if the issuer's securities were more widely held.

High-Yield Debt Instruments: High-yield debt instruments (including loans) and unrated instruments of similar credit quality (high-yield debt instruments or junk bonds) involve greater risk of a complete loss of the Fund's investment, or delays of interest and principal payments, than higher-quality debt instruments or loans. Issuers of high-yield debt instruments are not as strong financially as those issuing securities of higher credit quality. High-yield debt instruments are generally considered predominantly speculative by the applicable rating agencies as these issuers are more likely to encounter financial difficulties because they may be more highly leveraged, or because of other considerations. In addition, high yield debt instruments generally are more vulnerable to changes in the relevant economy, such as a recession or a sustained period of rising interest rates, that could affect their ability to make interest and principal payments when due. If an issuer stops making interest and/or principal payments, payments on the securities may never resume. These instruments may be worthless and the Fund could lose its entire investment.

The prices of high-yield debt instruments generally fluctuate more than higher-quality securities. Prices are especially sensitive to developments affecting the issuer's business or operations and to changes in the ratings assigned by rating agencies. In addition, the entire high-yield debt market can experience sudden and sharp price swings due to changes in economic conditions, stock market activity, large sustained sales by major investors, a high-profile default, or other factors. Prices of corporate high-yield debt instruments

often are closely linked with the company's stock prices and typically rise and fall in response to factors that affect stock prices.

High-yield debt instruments are generally less liquid than higher-quality securities. Many of these instruments are not registered for sale under the federal securities laws and/or do not trade frequently. When they do trade, their prices may be significantly higher or lower than expected. At times, it may be difficult to sell these securities promptly at an acceptable price, which may limit the Fund's ability to sell securities in response to specific economic events or to meet redemption requests. As a result, certain high-yield debt instruments generally pose greater illiquidity and valuation risks.

Substantial declines in the prices of high-yield debt instruments can dramatically increase the yield of such instruments. The decline in market prices generally reflects an expectation that the issuer(s) may be at greater risk of defaulting on the obligation to pay interest and principal when due. Therefore, substantial increases in yield may reflect a greater risk by the Fund of losing some or part of its investment rather than reflecting any increase in income from the higher yield that the debt instrument may pay to the Fund on its investment.

Cybersecurity: Cybersecurity incidents, both intentional and unintentional, may allow an unauthorized party to gain access to Fund assets, Fund or customer data (including private shareholder information), or proprietary information, cause the Fund, the investment manager, and/or their service providers (including, but not limited to, Fund accountants, custodians, sub-custodians, transfer agents and financial intermediaries) to suffer data breaches, data corruption or loss of operational functionality or prevent Fund investors from purchasing, redeeming or exchanging shares or receiving distributions. The investment manager has limited ability to prevent or mitigate cybersecurity incidents affecting third party service providers, and such third party service providers may have limited indemnification obligations to the Fund or the investment manager. Cybersecurity incidents may result in financial losses to the Fund and its shareholders, and substantial costs may be incurred in an effort to prevent or mitigate future cybersecurity incidents. Issuers of securities in which the Fund invests are also subject to cybersecurity risks, and the value of these securities could decline if the issuers experience cybersecurity incidents.

Because technology is frequently changing, new ways to carry out cyber attacks are always developing. Therefore, there is a chance that some risks have not been identified or prepared for, or that an attack may not be detected, which puts limitations on the Fund's ability to plan for or respond to a cyber attack. Like other funds and business enterprises, the Fund, the investment manager, and their service providers are subject to the risk of cyber incidents occurring from time to time.

More detailed information about the Fund and its policies and risks can be found in the Fund's Statement of Additional Information (SAI).

A description of the Fund's policies and procedures regarding the release of portfolio holdings information is also available in the Fund's SAI. Portfolio holdings information can be viewed online at www.franklintempleton.com.

Management

Franklin Advisers, Inc. (Advisers), One Franklin Parkway, San Mateo, California 94403-1906, is the Fund’s investment manager. Under a separate agreement with Advisers, each of the following Sub-Advisors serves as a sub-advisor to the Fund and manages a portion of the Fund’s portfolio:

Name of Sub-Advisor	Strategy	Address of Sub-Advisor
Templeton Global Advisors Limited	Foreign	Lyford Cay, Nassau, Bahamas
Franklin Templeton Institutional, LLC	Franklin U.S. Core Bond Franklin International Growth Franklin Investment Grade Corporate Franklin U.S. Treasury Securities	One Madison Avenue, New York, NY 10010
Brandywine Global Investment Management, LLC	Brandywine Global Opportunities Bond Strategy	1735 Market Street, Philadelphia, PA 19103
ClearBridge Investments, LLC	ClearBridge Large Cap Value Strategy ClearBridge Large Cap Growth Strategy	One Madison Avenue, New York, NY 10010

For purposes of the Fund’s investment strategies, techniques and risks, the term “investment manager” includes the sub-advisors.

The Fund is managed by a team of dedicated professionals focused on multi-asset investment strategies. The portfolio managers of the Fund are as follows:

Thomas A. Nelson, CFA Portfolio Manager of Advisers
Mr. Nelson has been a co-lead portfolio manager of the Fund since 2019. He joined Franklin Templeton in 2007.

Jacqueline Kenney, CFA Portfolio Manager of Advisers
Ms. Kenney has been a co-lead portfolio manager of the Fund since January 2025 and a portfolio manager of the Fund since 2022. She joined Franklin Templeton in 2010.

Berkeley Belknap Portfolio Manager of Advisers
Ms. Belknap has been a co-lead portfolio manager since January 2025. She joined Franklin Templeton in 2019.

As co-lead portfolio managers of the Fund, Mr. Nelson and Ms. Belknap and Kenney are jointly and primarily responsible for the day-to-day management of the Fund's portfolio. They have equal authority over all aspects of the Fund's investment portfolio, including, but not limited to, the implementation of the Fund's asset allocation strategy, purchases and sales of individual securities, portfolio risk assessment, and the management of daily cash balances in accordance with anticipated investment management requirements. The degree to which each portfolio manager may perform these functions, and the nature of these functions, may change from time to time.

CFA® and Chartered Financial Analyst® are trademarks owned by CFA Institute.

The Fund’s SAI provides additional information about portfolio manager compensation, other accounts that they manage and their ownership of Fund shares.

The Fund pays Advisers a fee for managing the Fund's assets.

Advisers has agreed to waive fees and/or reimburse operating expenses (excluding Rule 12b-1 fees, interest expense and certain non-routine expenses or costs, such as those relating to litigation, indemnification, reorganizations and liquidations) for the Fund so that the ratio of total annual fund operating expenses will not exceed 0.57% for each share class. Advisers has also agreed to reduce its fees to reflect reduced services resulting from the Fund's investments in Franklin Templeton affiliated funds. These arrangements are expected to continue until April 30, 2026. During the terms, the fee waiver and expense reimbursement agreements may not be terminated or amended without approval of the board of trustees except to add series or classes, to reflect the extension of termination dates or to lower the waiver and expense limitation. Advisers compensates each sub-advisor for providing investment advice and analysis and for managing that portion(s) of the Fund's assets allocated to it from time to time by Advisers. The separate portions of the Fund's assets managed by Advisers are allocated fees that are retained from, and not in addition to, the overall investment management fee paid to Advisers by the Fund.

For the fiscal year ended December 31, 2024, the Fund paid Advisers an effective management fee of 0.53% of the Fund’s average net assets for investment management services.

A discussion regarding the basis for the board of trustees’ approval of the Fund’s investment management agreement and subadvisory agreement is available in the Fund’s report

on Form N-CSR for the period ended June 30, 2024 and December 31, 2024.

Manager of Managers Structure

The investment manager and the Trust have received an exemptive order from the SEC that allows the Fund to operate in a “manager of managers” structure whereby the investment manager can appoint and replace both wholly-owned and unaffiliated sub-advisors, and enter into, amend and terminate sub-advisory agreements with such sub-advisors, each subject to board approval but without obtaining prior shareholder approval (Manager of Managers Structure). The Fund will, however, inform shareholders of the hiring of any new sub-advisor within 90 days after the hiring. The SEC exemptive order provides the Fund with greater flexibility and efficiency and alleviates the need for the Fund to incur the expense and delays associated with obtaining shareholder approval of such sub-advisory agreements.

The use of the Manager of Managers Structure with respect to the Fund is subject to certain conditions that are set forth in the SEC exemptive order. Under the Manager of Managers Structure, the investment manager has the ultimate responsibility, subject to oversight by the Fund's board of trustees, to oversee sub-advisors and recommend their hiring, termination and replacement. The investment manager will also, subject to the review and approval of the Fund's board of trustees: set the Fund's overall investment strategy; evaluate, select and recommend sub-advisors to manage all or a portion of the Fund's assets; and implement procedures reasonably designed to ensure that each sub-advisor complies with the Fund's investment goal, policies and restrictions. Subject to review by the Fund's board of trustees, the investment manager will allocate and, when appropriate, reallocate the Fund's assets among sub-advisors and monitor and evaluate the sub-advisors' performance.

Financial Highlights

This table presents the financial performance of Fund shares for the past five years or since inception. The table shows certain information on a single Fund share basis (per share performance). It also shows some key Fund statistics, such as total return (past performance) and expense ratios. Total return represents the annual change in value of a share assuming reinvestment of dividends and capital gains. This information has been audited by PricewaterhouseCoopers LLP, an independent registered public accounting firm, whose report, along with the Fund's financial statements, are available on the Fund's website and are included in the Form N-CSR filed with the SEC covering the period ended December 31, 2024, which is available upon request.

Franklin Allocation VIP Fund - Class 1

	Year Ended December 31,				
	2024	2023	2022	2021	2020
Per share operating performance (for a share outstanding throughout the year)					
Net asset value, beginning of year	\$4.95	\$4.46	\$6.02	\$5.49	\$6.86
Income from investment operations ^a :					
Net investment income ^b	0.11	0.10	0.08	0.06	0.10
Net realized and unrealized gains (losses)	0.35	0.55	(1.03)	0.58	0.45
Total from investment operations	0.46	0.65	(0.95)	0.64	0.55
Less distributions from:					
Net investment income	(0.12)	(0.08)	(0.10)	(0.11)	(0.12)
Net realized gains	—	(0.08)	(0.51)	—	(1.80)
Total distributions	(0.12)	(0.16)	(0.61)	(0.11)	(1.92)
Net asset value, end of year	\$5.29	\$4.95	\$4.46	\$6.02	\$5.49
Total return ^c	9.33%	14.77%	(15.68)%	11.81%	12.19%
Ratios to average net assets					
Expenses before waiver and payments by affiliates	0.59%	0.57%	0.58%	0.60%	0.60%
Expenses net of waiver and payments by affiliates	0.56%	0.56% ^d	0.57% ^d	0.56% ^d	0.55% ^d
Net investment income	2.07%	2.08%	1.55%	1.04%	1.79%
Supplemental data					
Net assets, end of year (000's)	\$1,067	\$791	\$648	\$841	\$811
Portfolio turnover rate	53.38%	56.04%	107.31%	54.07%	99.02%
Portfolio turnover rate excluding mortgage dollar rolls	53.38%	56.04%	107.31%	54.07%	91.62% ^e

a. The amount shown for a share outstanding throughout the period may not correlate with the Statement of Operations in the annual reports in the annual report in the annual report for the period due to the timing of sales and repurchases of the Fund's shares in relation to income earned and/or fluctuating fair value of the investments of the Fund.

b. Based on average daily shares outstanding.

c. Total return does not include fees, charges or expenses imposed by the variable annuity and life insurance contracts for which Franklin Templeton Variable Insurance Products Trust serves as an underlying investment vehicle.

d. Benefit of expense reduction rounds to less than 0.01%.

e. See Note 1(d) regarding mortgage dollar rolls.

FUND DETAILS

Franklin Allocation VIP Fund - Class 2

	Year Ended December 31,				
	2024	2023	2022	2021	2020
Per share operating performance (for a share outstanding throughout the year)					
Net asset value, beginning of year	\$4.90	\$4.41	\$5.96	\$5.43	\$6.81
Income from investment operations ^a :					
Net investment income ^b	0.09	0.08	0.06	0.05	0.09
Net realized and unrealized gains (losses)	0.36	0.56	(1.02)	0.58	0.43
Total from investment operations	0.45	0.64	(0.96)	0.63	0.52
Less distributions from:					
Net investment income	(0.11)	(0.07)	(0.08)	(0.10)	(0.10)
Net realized gains	—	(0.08)	(0.51)	—	(1.80)
Total distributions	(0.11)	(0.15)	(0.59)	(0.10)	(1.90)
Net asset value, end of year	\$5.24	\$4.90	\$4.41	\$5.96	\$5.43
Total return ^c	9.15%	14.61%	(16.00)%	11.68%	11.74%
Ratios to average net assets					
Expenses before waiver and payments by affiliates	0.84%	0.82%	0.83%	0.85%	0.85%
Expenses net of waiver and payments by affiliates	0.81%	0.81% ^d	0.82% ^d	0.81% ^d	0.80% ^d
Net investment income	1.81%	1.81%	1.29%	0.80%	1.54%
Supplemental data					
Net assets, end of year (000's)	\$207,665	\$222,332	\$223,917	\$302,084	\$398,620
Portfolio turnover rate	53.38%	56.04%	107.31%	54.07%	99.02%
Portfolio turnover rate excluding mortgage dollar rolls	53.38%	56.04%	107.31%	54.07%	91.62% ^e

a. The amount shown for a share outstanding throughout the period may not correlate with the Statement of Operations in the annual reports in the annual report in the annual report for the period due to the timing of sales and repurchases of the Fund's shares in relation to income earned and/or fluctuating fair value of the investments of the Fund.

b. Based on average daily shares outstanding.

c. Total return does not include fees, charges or expenses imposed by the variable annuity and life insurance contracts for which Franklin Templeton Variable Insurance Products Trust serves as an underlying investment vehicle.

d. Benefit of expense reduction rounds to less than 0.01%.

e. See Note 1(d) regarding mortgage dollar rolls.

Franklin Allocation VIP Fund - Class 4

	Year Ended December 31,				
	2024	2023	2022	2021	2020
Per share operating performance (for a share outstanding throughout the year)					
Net asset value, beginning of year	\$5.10	\$4.58	\$6.17	\$5.62	\$6.97
Income from investment operations ^a :					
Net investment income ^b	0.09	0.08	0.06	0.04	0.08
Net realized and unrealized gains (losses)	0.36	0.58	(1.06)	0.60	0.46
Total from investment operations	0.45	0.66	(1.00)	0.64	0.54
Less distributions from:					
Net investment income	(0.10)	(0.06)	(0.08)	(0.09)	(0.09)
Net realized gains	—	(0.08)	(0.51)	—	(1.80)
Total distributions	(0.10)	(0.14)	(0.59)	(0.09)	(1.89)
Net asset value, end of year	\$5.45	\$5.10	\$4.58	\$6.17	\$5.62
Total return ^c	8.89%	14.62%	(16.19)%	11.54%	11.75%
Ratios to average net assets					
Expenses before waiver and payments by affiliates	0.94%	0.92%	0.93%	0.95%	0.95%
Expenses net of waiver and payments by affiliates	0.91%	0.91% ^d	0.92% ^d	0.91% ^d	0.90% ^d
Net investment income	1.71%	1.71%	1.20%	0.70%	1.44%
Supplemental data					
Net assets, end of year (000's)	\$344,151	\$355,128	\$328,741	\$418,751	\$409,388
Portfolio turnover rate	53.38%	56.04%	107.31%	54.07%	99.02%
Portfolio turnover rate excluding mortgage dollar rolls	53.38%	56.04%	107.31%	54.07%	91.62% ^e

a. The amount shown for a share outstanding throughout the period may not correlate with the Statement of Operations in the annual reports in the annual report in the annual report for the period due to the timing of sales and repurchases of the Fund's shares in relation to income earned and/or fluctuating fair value of the investments of the Fund.

b. Based on average daily shares outstanding.

c. Total return does not include fees, charges or expenses imposed by the variable annuity and life insurance contracts for which Franklin Templeton Variable Insurance Products Trust serves as an underlying investment vehicle.

d. Benefit of expense reduction rounds to less than 0.01%.

e. See Note 1(d) regarding mortgage dollar rolls.

This page intentionally left blank

FRANKLIN DYNATECH VIP FUND

Investment Goal

The Fund's investment goal is capital appreciation.

Principal Investment Policies and Practices

Under normal market conditions, the Fund seeks investments primarily in equity securities of companies that the investment manager believes are leaders in innovation, take advantage of new technologies, have superior management, and benefit from new industry conditions in the dynamically changing global economy. The Fund invests predominantly in common stock.

In pursuing these objectives, the investment manager may invest in companies in any economic sector or of any market capitalization both inside and outside of the United States, including emerging markets.

An equity security represents a proportionate share or the right to acquire a proportionate share of the ownership of a company; its value is based on the success or failure of the company's business, any income paid to stockholders and the value of its assets as well as general market conditions. Common stocks, preferred stocks and depositary receipts are examples of equity securities.

Although the investment manager searches for investments across a large number of sectors, it expects to have significant positions in particular sectors. These sectors may include, for example, technology (including software and internet) and health care (including biotechnology). Due to market appreciation, if the market prices of securities held by the Fund rise, the Fund's investment in a sector or the securities of a single company may come to represent a significant portion of the Fund's portfolio. Nevertheless, the investment manager will maintain such a position so long as it believes that the company or sector continues to meet its investment guidelines.

Portfolio Selection

The investment manager uses fundamental, "bottom-up" research to seek companies meeting its criteria of growth potential, quality and valuation. In seeking sustainable growth characteristics, the investment manager looks for companies it believes can produce sustainable earnings and cash flow growth, evaluating the long-term market opportunity and competitive structure of an industry to target leaders and emerging leaders. The investment manager defines quality companies as those with strong and improving competitive positions in attractive markets. The investment manager also believes important attributes of quality are experienced and talented management teams as well as financial strength reflected in the capital structure,

gross and operating margins, free cash flow generation and returns on capital employed. The investment manager's valuation analysis includes a range of potential outcomes based on an assessment of multiple scenarios. In assessing value, the investment manager considers whether security prices fully reflect the balance of the sustainable growth opportunities relative to business and financial risks.

Alongside traditional financial and economic analyses, the investment manager assesses the potential impacts of material environmental, social and governance (ESG) factors on a company, which the investment manager believes provide a measure of the company's sustainability. In analyzing ESG factors, the investment manager assesses whether a company's practices pose a material financial risk or opportunity. Consideration of ESG factors and risks is only one component of the investment manager's assessment of eligible investments and may not be a determinative factor in the investment manager's final decision on whether to invest in a security. In addition, the weight given to ESG factors may vary across types of investments, industries, regions and issuers and ESG factors and weights considered may change over time. In certain circumstances, there may be times when not every investment is assessed for ESG factors and, when they are, not every ESG factor may be identified or evaluated.

Exclusion of Investment Manager from Commodity Pool Operator Definition

With respect to the Fund, the investment manager has claimed an exclusion from the definition of "commodity pool operator" (CPO) under the Commodity Exchange Act (CEA) and the rules of the Commodity Futures Trading Commission (CFTC) and, therefore, is not subject to CFTC registration or regulation as a CPO. In addition, with respect to the Fund, the investment manager is relying upon a related exclusion from the definition of "commodity trading advisor" (CTA) under the CEA and the rules of the CFTC.

The terms of the CPO exclusion require the Fund, among other things, to adhere to certain limits on its investments in commodity futures, commodity options and swaps, which in turn include non-deliverable currency forward contracts, as further described in the Fund's Statement of Additional Information (SAI). Because the investment manager and the Fund intend to comply with the terms of the CPO exclusion, the Fund may, in the future, need to adjust its investment strategies, consistent with its investment goal, to limit its investments in these types of instruments. The Fund is not intended as a vehicle for trading in the commodity futures, commodity options, or swaps markets. The CFTC has neither reviewed nor approved the investment manager's reliance on these exclusions, or the Fund, its investment strategies or this prospectus.

Temporary Investments

When the investment manager believes market or economic conditions are unfavorable for investors, the investment manager may invest up to 100% of the Fund's assets in a temporary defensive manner by holding all or a substantial portion of its assets in cash, cash equivalents or other high quality short-term investments. Temporary defensive investments generally may include short-term U.S. government securities, high grade commercial paper, bank obligations, repurchase agreements, money market fund shares (including shares of an affiliated money market fund), and other money market instruments. The investment manager also may invest in these types of securities or hold cash while looking for suitable investment opportunities or to maintain liquidity. In these circumstances, the Fund may be unable to achieve its investment goal.

Principal Risks

Market: The market values of securities or other investments owned by the Fund will go up or down, sometimes rapidly or unpredictably. The Fund's investments may decline in value due to factors affecting individual issuers (such as the results of supply and demand), or sectors within the securities markets. The value of a security or other investment also may go up or down due to general market conditions that are not specifically related to a particular issuer, such as real or perceived adverse economic conditions, changes in interest rates or exchange rates, or adverse investor sentiment generally. Furthermore, events involving limited liquidity, defaults, non-performance or other adverse developments that affect one industry, such as the financial services industry, or concerns or rumors about any events of these kinds, have in the past and may in the future lead to market-wide liquidity problems, may spread to other industries, and could negatively affect the value and liquidity of the Fund's investments. In addition, unexpected events and their aftermaths, such as the spread of diseases; natural, environmental or man-made disasters; financial, political or social disruptions; terrorism and war; and other tragedies or catastrophes, can cause investor fear and panic, which can adversely affect the economies of many companies, sectors, nations, regions and the market in general, in ways that cannot necessarily be foreseen. During a general downturn in the securities markets, multiple asset classes may decline in value. When markets perform well, there can be no assurance that securities or other investments held by the Fund will participate in or otherwise benefit from the advance.

The long-term impact of the COVID-19 pandemic and its subsequent variants on economies, markets, industries and individual issuers is not known. The U.S. government and the Federal Reserve, as well as certain foreign governments and central banks, took extraordinary actions to support local and global economies and the financial markets in response to the COVID-19 pandemic. This and other government intervention into the economy and financial

markets have resulted in a large expansion of government deficits and debt, the long-term consequences of which are not known.

The United States and various countries are currently involved in disputes over trade and other matters, which may result in tariffs, investment restrictions and other adverse impacts on affected companies and securities. Trade disputes may adversely affect the economies of the United States and its trading partners, as well as companies directly or indirectly affected and financial markets generally. For example, the United States has imposed tariffs and other trade barriers on Chinese exports, has restricted sales of certain categories of goods to China, and has established barriers to investments in China. The United States government has prohibited U.S. persons from investing in Chinese companies designated as related to the Chinese military. These and possible future restrictions could limit the Fund's opportunities for investment and require the sale of securities at a loss or make them illiquid. Moreover, the Chinese government is involved in a longstanding dispute with Taiwan that has included threats of invasion. If the political climate between the United States and China does not improve or continues to deteriorate, if China were to attempt unification of Taiwan by force, or if other geopolitical conflicts develop or get worse, economies, markets and individual securities may be severely affected both regionally and globally, and the value of the Fund's assets may go down.

Stock prices tend to go up and down more dramatically than those of debt securities. A slower-growth or recessionary economic environment could have an adverse effect on the prices of the various stocks held by the Fund.

Management: The Fund is actively managed and could experience losses (realized and unrealized) if the investment manager's judgment about markets, interest rates or the attractiveness, relative values, liquidity, or potential appreciation of particular investments made for the Fund's portfolio prove to be incorrect. The Fund could also experience losses if there are imperfections, errors or limitations in the models, tools, and data used by the investment manager or if the investment manager's techniques or investment decisions do not produce the desired results. Additionally, legislative, regulatory, or tax developments may affect the investment techniques available to the investment manager in connection with managing the Fund and may also adversely affect the ability of the Fund to achieve its investment goal.

Growth Style Investing: Growth stock prices reflect projections of future earnings or revenues, and can, therefore, fall dramatically if the company fails to meet those projections. Growth stocks may be more expensive relative to their current earnings or assets compared to value or other stocks, and if earnings growth expectations moderate, their valuations may return to more typical norms, causing their stock prices to fall. Prices of these companies' securities may be more volatile than other securities, particularly over the short term. In addition, investment styles

can go in and out of favor, which could cause additional volatility in the prices of the Fund's portfolio holdings.

Focus: To the extent that the Fund focuses on particular countries, regions, industries, sectors or types of investments from time to time, the Fund may be subject to greater risks of adverse developments in such areas of focus than a fund that invests in a wider variety of countries, regions, industries, sectors or investments.

Technology companies: Companies in the technology sector have historically been volatile due to the rapid pace of product change and development within the sector. For example, their products and services may not prove commercially successful or may become obsolete quickly. In addition, delays in or cancellation of the release of anticipated products or services may also affect the price of technology company's stock. Technology companies are subject to significant competitive pressures, such as new market entrants, aggressive pricing and tight profit margins. The activities of these companies may also be adversely affected by changes in government regulations, worldwide technological developments or investor perception of a company and/or its products or services. The stock prices of companies operating within this sector may be subject to abrupt or erratic movements.

Healthcare companies: The activities of healthcare companies may be funded or subsidized by federal and state governments. If government funding and subsidies are reduced or discontinued, the profitability of these companies could be adversely affected. Healthcare companies may also be affected by government policies on healthcare reimbursements, regulatory approval for new drugs and medical products, and similar matters. They are also subject to legislative risk, i.e., the risks associated with the reform of the healthcare system through legislation.

Small and Mid Capitalization Companies: While small and mid capitalization companies may offer substantial opportunities for capital growth, they also may involve more risks than larger companies. Historically, securities issued by small and mid capitalization companies have been more volatile in price than securities that are issued by larger companies, especially over the short term. Among the reasons for the greater price volatility are the less certain growth prospects of small and mid capitalization companies, the lower degree of liquidity in the markets for such securities, and the greater sensitivity of small and mid capitalization companies to changing economic conditions.

In addition, small and mid capitalization companies may lack depth of management, be unable to generate funds necessary for growth or development, have limited product lines or be developing or marketing new products or services for which markets are not yet established and may never become established. Small and mid capitalization companies may be particularly affected by interest rate increases, as they may find it more difficult to borrow money to continue or expand operations, or may have difficulty in repaying loans, particularly those with floating interest rates.

Foreign Securities (non-U.S.): Investing in foreign securities typically involves more risks than investing in U.S. securities, including risks related to currency exchange rates and policies, country or government specific issues, less favorable trading practices or regulation and greater price volatility. Certain of these risks also may apply to securities of U.S. companies with significant foreign operations.

Currency exchange rates: Foreign securities may be issued and traded in foreign currencies. As a result, their market values in U.S. dollars may be affected by changes in exchange rates between such foreign currencies and the U.S. dollar, as well as between currencies of countries other than the U.S. For example, if the value of the U.S. dollar goes up compared to a foreign currency, an investment traded in that foreign currency will go down in value because it will be worth fewer U.S. dollars. The Fund accrues additional expenses when engaging in currency exchange transactions, and valuation of the Fund's foreign securities may be subject to greater risk because both the currency (relative to the U.S. dollar) and the security must be considered.

Political and economic developments: The political, economic and social policies or structures of some foreign countries may be less stable and more volatile than those in the United States. Investments in these countries may be subject to greater risks of internal and external conflicts, expropriation, nationalization of assets, foreign exchange controls (such as suspension of the ability to transfer currency from a given country), restrictions on removal of assets, political or social instability, military action or unrest, diplomatic developments, currency devaluations, foreign ownership limitations, and substantial, punitive or confiscatory tax increases. It is possible that a government may take over the assets or operations of a company or impose restrictions on the exchange or export of currency or other assets. Some countries also may have different legal systems that may make it difficult or expensive for the Fund to vote proxies, exercise shareholder rights, and pursue legal remedies with respect to its foreign investments. Diplomatic and political developments could affect the economies, industries, and securities and currency markets of the countries in which the Fund is invested. These developments include rapid and adverse political changes; social instability; regional conflicts; sanctions imposed by the United States, other nations or other governmental entities, including supranational entities; terrorism; and war. In addition, such developments could contribute to the devaluation of a country's currency, a downgrade in the credit ratings of issuers in such country, or a decline in the value and liquidity of securities of issuers in that country. An imposition of sanctions upon, or other government actions impacting, certain issuers in a country could result in (i) an immediate freeze of that issuer's securities, impairing the ability of the Fund to buy, sell, receive or deliver those securities or (ii) other limitations on the Fund's ability to invest or hold such securities. These factors would affect the value of the Fund's investments and are extremely difficult, if

FUND DETAILS

not impossible, to predict and take into account with respect to the Fund's investments.

Trading practices: Brokerage commissions, withholding taxes, custodial fees, and other fees generally are higher in foreign markets. The policies and procedures followed by foreign stock exchanges, currency markets, trading systems and brokers may differ from those applicable in the United States, with possibly negative consequences to the Fund. The procedures and rules governing foreign trading, settlement and custody (holding of the Fund's assets) also may result in losses or delays in payment, delivery or recovery of money or other property. Foreign government supervision and regulation of foreign securities and currency markets and trading systems may be less than or different from government supervision in the United States, and may increase the Fund's regulatory and compliance burden and/or decrease the Fund's investor rights and protections.

Availability of information: Foreign issuers may not be subject to the same disclosure, accounting, auditing and financial reporting standards and practices as U.S. issuers. Thus, there may be less information publicly available about foreign issuers than about most U.S. issuers. In addition, information provided by foreign issuers may be less timely or less reliable than information provided by U.S. issuers.

Limited markets: Certain foreign securities may be less liquid (harder to sell) and their prices may be more volatile than many U.S. securities. Illiquidity tends to be greater, and valuation of the Fund's foreign securities may be more difficult, due to the infrequent trading and/or delayed reporting of quotes and sales.

Regional: Adverse conditions in a certain region or country can adversely affect securities of issuers in other countries whose economies appear to be unrelated. To the extent that the Fund invests a significant portion of its assets in a specific geographic region or a particular country, the Fund will generally have more exposure to the risks affecting that specific geographic region or country. In the event of economic or political turmoil or a deterioration of diplomatic relations in a region or country where a substantial portion of the Fund's assets are invested, the Fund may experience substantial illiquidity or reduction in the value of the Fund's investments.

Emerging market countries: The Fund's investments in securities of issuers in emerging market countries are subject to all of the risks of foreign investing generally, and have additional heightened risks due to a lack of established legal, political, business and social frameworks to support securities markets. Some of the additional significant risks include:

- less social, political and economic stability;
- a higher possibility of the devaluation of a country's currency, a downgrade in the credit ratings of issuers in such country, or a decline in the value and liquidity of securities of issuers in that country if the United States, other nations or other governmental entities (including supranational entities) impose sanctions on issuers that

limit or restrict foreign investment, the movement of assets or other economic activity in the country due to political, military or regional conflicts or due to terrorism or war;

- smaller securities markets with low or non-existent trading volume and greater illiquidity and price volatility;
- more restrictive national policies on foreign investment, including restrictions on investment in issuers or industries deemed sensitive to national interests;
- less transparent and established taxation policies;
- less developed regulatory or legal structures governing private and foreign investment or allowing for judicial redress for injury to private property, such as bankruptcy;
- less familiarity with a capital market structure or market-oriented economy and more widespread corruption and fraud;
- less financial sophistication, creditworthiness and/or resources possessed by, and less government regulation of, the financial institutions and issuers with which the Fund transacts;
- less government supervision and regulation of business and industry practices, stock exchanges, brokers and listed companies than in the U.S.;
- greater concentration in a few industries resulting in greater vulnerability to regional and global trade conditions;
- higher rates of inflation and more rapid and extreme fluctuations in inflation rates;
- greater sensitivity to interest rate changes (for example, a higher interest rate environment can make it more difficult for emerging market governments to service their existing debt);
- increased volatility in currency exchange rates and potential for currency devaluations and/or currency controls;
- greater debt burdens relative to the size of the economy;
- more delays in settling portfolio transactions and heightened risk of loss from share registration and custody practices; and
- less assurance that when favorable economic developments occur, they will not be slowed or reversed by unanticipated economic, political or social events in such countries.

Because of the above factors, the Fund's investments in emerging market countries may be subject to greater price volatility and illiquidity than investments in developed markets.

ESG Considerations: ESG considerations are one of a number of factors that the investment manager examines when considering investments for the Fund's portfolio. In light of this, the issuers in which the Fund invests may not be

considered ESG-focused issuers and may have lower or adverse ESG assessments. Consideration of ESG factors may affect the Fund's exposure to certain issuers or industries and may not work as intended. In addition, ESG considerations assessed as part of the Fund's investment process may vary across types of eligible investments and issuers. In certain circumstances, there may be times when not every investment is assessed for ESG factors and, when they are, not every ESG factor may be identified or evaluated. The investment manager's assessment of an issuer's ESG factors is subjective and will likely differ from that of investors, third party service providers (e.g., ratings providers) and other funds. As a result, securities selected by the investment manager may not reflect the beliefs and values of any particular investor. The investment manager also may be dependent on the availability of timely, complete and accurate ESG data reported by issuers and/or third-party research providers, the timeliness, completeness and accuracy of which is out of the investment manager's control. ESG factors are often not uniformly measured or defined, which could impact the investment manager's ability to assess an issuer. While the investment manager views ESG considerations as having the potential to contribute to the Fund's long-term performance, there is no guarantee that such results will be achieved.

Cybersecurity: Cybersecurity incidents, both intentional and unintentional, may allow an unauthorized party to gain access to Fund assets, Fund or customer data (including private shareholder information), or proprietary information, cause the Fund, the investment manager, and/or their service providers (including, but not limited to, Fund accountants, custodians, sub-custodians, transfer agents and financial intermediaries) to suffer data breaches, data corruption or loss of operational functionality or prevent Fund investors from purchasing, redeeming or exchanging shares or receiving distributions. The investment manager has limited ability to prevent or mitigate cybersecurity incidents affecting third party service providers, and such third party service providers may have limited indemnification obligations to the Fund or the investment manager. Cybersecurity incidents may result in financial losses to the Fund and its shareholders, and substantial costs may be incurred in an effort to prevent or mitigate future cybersecurity incidents. Issuers of securities in which the Fund invests are also subject to cybersecurity risks, and the value of these securities could decline if the issuers experience cybersecurity incidents.

Because technology is frequently changing, new ways to carry out cyber attacks are always developing. Therefore, there is a chance that some risks have not been identified or prepared for, or that an attack may not be detected, which puts limitations on the Fund's ability to plan for or respond to a cyber attack. Like other funds and business enterprises, the Fund, the investment manager, and their service providers are subject to the risk of cyber incidents occurring from time to time.

More detailed information about the Fund and its policies and risks can be found in the Fund's Statement of Additional Information (SAI).

A description of the Fund's policies and procedures regarding the release of portfolio holdings information is also available in the Fund's SAI. Portfolio holdings information can be viewed online at www.franklintempleton.com.

Management

Franklin Advisers, Inc. (Advisers), One Franklin Parkway, San Mateo, California 94403-1906, is the Fund's investment manager.

The Fund is managed by a dedicated professional focused on investments in sectors believed to have growth potential. The portfolio manager of the Fund is as follows:

Matthew J. Moberg, CPA Senior Vice President of Advisers

Mr. Moberg has been a portfolio manager of the Fund since its inception (2005) and assumed duties of lead portfolio manager of the Fund in 2016. He has primary responsibility for the investments of the Fund. He has final authority over all aspects of the Fund's investment portfolio, including but not limited to, purchases and sales of individual securities, portfolio risk assessment, and the management of daily cash balances in accordance with anticipated investment management requirements. The degree to which he may perform these functions, and the nature of these functions, may change from time to time. He joined Franklin Templeton in 1998.

The Fund's SAI provides additional information about portfolio manager compensation, other accounts that they manage and their ownership of Fund shares.

The Fund pays Advisers a fee for managing the Fund's assets.

Advisers has agreed to waive fees and/or reimburse operating expenses (excluding Rule 12b-1 fees, acquired fund fees and expenses, interest expense and certain non-routine expenses or costs, such as those relating to litigation, indemnification, reorganizations and liquidations) for the Fund so that the ratio of total annual fund operating expenses will not exceed 0.71% for each share class. Advisers has also agreed to reduce its fees to reflect reduced services resulting from the Fund's investments in Franklin Templeton affiliated funds. These arrangements are expected to continue until April 30, 2026. During the terms, the fee waiver and expense reimbursement agreements may not be terminated or amended without approval of the board of trustees except to add series or classes, to reflect the extension of termination dates or to lower the waiver and expense limitation.

For the fiscal year ended December 31, 2024, the Fund paid Advisers an effective management fee of 0.57% of the

FUND DETAILS

Fund's average net assets for investment management services.

A discussion regarding the basis for the board of trustees' approval of the Fund's investment management agreement is available in the Fund's report on Form N-CSR for the period ended June 30, 2024.

Manager of Managers Structure

The investment manager and the Trust have received an exemptive order from the SEC that allows the Fund to operate in a "manager of managers" structure whereby the investment manager can appoint and replace both wholly-owned and unaffiliated sub-advisors, and enter into, amend and terminate sub-advisory agreements with such sub-advisors, each subject to board approval but without obtaining prior shareholder approval (Manager of Managers Structure). The Fund will, however, inform shareholders of the hiring of any new sub-advisor within 90 days after the hiring. The SEC exemptive order provides the Fund with greater flexibility and efficiency and alleviates the need for the Fund to incur the expense and delays associated with obtaining shareholder approval of such sub-advisory agreements.

The use of the Manager of Managers Structure with respect to the Fund is subject to certain conditions that are set forth in the SEC exemptive order. Under the Manager of Managers Structure, the investment manager has the ultimate responsibility, subject to oversight by the Fund's board of trustees, to oversee sub-advisors and recommend their hiring, termination and replacement. The investment manager will also, subject to the review and approval of the Fund's board of trustees: set the Fund's overall investment strategy; evaluate, select and recommend sub-advisors to manage all or a portion of the Fund's assets; and implement procedures reasonably designed to ensure that each sub-advisor complies with the Fund's investment goal, policies and restrictions. Subject to review by the Fund's board of trustees, the investment manager will allocate and, when appropriate, reallocate the Fund's assets among sub-advisors and monitor and evaluate the sub-advisors' performance.

Financial Highlights

This table presents the financial performance of Fund shares for the past five years or since inception. The table shows certain information on a single Fund share basis (per share performance). It also shows some key Fund statistics, such as total return (past performance) and expense ratios. Total return represents the annual change in value of a share assuming reinvestment of dividends and capital gains. This information has been audited by PricewaterhouseCoopers LLP, an independent registered public accounting firm, whose report, along with the Fund's financial statements, are available on the Fund's website and are included in the Form N-CSR filed with the SEC covering the period ended December 31, 2024, which is available upon request.

FUND DETAILS

Franklin DynaTech VIP Fund - Class 2

	Year Ended December 31,				
	2024	2023	2022	2021	2020
Per share operating performance (for a share outstanding throughout the year)					
Net asset value, beginning of year	\$4.27	\$2.96	\$11.85	\$10.92	\$8.06
Income from investment operations ^a :					
Net investment (loss) ^b	(0.02)	(0.01)	(0.02)	(0.08)	(0.03)
Net realized and unrealized gains (losses)	1.32	1.32	(4.52)	1.79	3.47
Total from investment operations	1.30	1.31	(4.54)	1.71	3.44
Less distributions from:					
Net realized gains	—	—	(4.35)	(0.78)	(0.58)
Net asset value, end of year	\$5.57	\$4.27	\$2.96	\$11.85	\$10.92
Total return ^c	30.44%	43.77%	(39.96)%	16.14%	44.88%
Ratios to average net assets					
Expenses before waiver and payments by affiliates	0.87%	0.90%	0.91%	1.03%	1.31%
Expenses net of waiver and payments by affiliates	0.87% ^d	0.89% ^e	0.90% ^e	0.96%	0.96% ^e
Net investment (loss)	(0.48)%	(0.41)%	(0.49)%	(0.71)%	(0.36)%
Supplemental data					
Net assets, end of year (000's)	\$151,113	\$125,878	\$74,486	\$139,784	\$125,731
Portfolio turnover rate	21.64%	22.25%	34.99%	74.97%	15.70%

a. The amount shown for a share outstanding throughout the period may not correlate with the Statement of Operations in the annual report for the period due to the timing of sales and repurchases of the Fund's shares in relation to income earned and/or fluctuating fair value of the investments of the Fund.

b. Based on average daily shares outstanding.

c. Total return does not include fees, charges or expenses imposed by the variable annuity and life insurance contracts for which Franklin Templeton Variable Insurance Products Trust serves as an underlying investment vehicle.

d. Benefit of waiver and payments by affiliates rounds to less than 0.01%.

e. Benefit of expense reduction rounds to less than 0.01%.

Franklin DynaTech VIP Fund - Class 4

	Year Ended December 31,				
	2024	2023	2022	2021	2020
Per share operating performance (for a share outstanding throughout the year)					
Net asset value, beginning of year	\$3.73	\$2.59	\$11.23	\$10.40	\$7.71
Income from investment operations ^a :					
Net investment (loss) ^b	(0.03)	(0.02)	(0.03)	(0.09)	(0.04)
Net realized and unrealized gains (losses)	1.16	1.16	(4.26)	1.70	3.31
Total from investment operations	1.13	1.14	(4.29)	1.61	3.27
Less distributions from:					
Net realized gains	—	—	(4.35)	(0.78)	(0.58)
Net asset value, end of year	\$4.86	\$3.73	\$2.59	\$11.23	\$10.40
Total return ^c	30.29%	44.02%	(40.20)%	16.09%	44.71%
Ratios to average net assets					
Expenses before waiver and payments by affiliates	0.97%	1.00%	1.01%	1.13%	1.41%
Expenses net of waiver and payments by affiliates	0.97% ^d	1.00% ^{d,e}	1.00% ^e	1.06%	1.06% ^e
Net investment (loss)	(0.58)%	(0.50)%	(0.59)%	(0.81)%	(0.47)%
Supplemental data					
Net assets, end of year (000's)	\$27,913	\$25,919	\$20,496	\$36,515	\$38,425
Portfolio turnover rate	21.64%	22.25%	34.99%	74.97%	15.70%

a. The amount shown for a share outstanding throughout the period may not correlate with the Statement of Operations in the annual report for the period due to the timing of sales and repurchases of the Fund's shares in relation to income earned and/or fluctuating fair value of the investments of the Fund.

b. Based on average daily shares outstanding.

c. Total return does not include fees, charges or expenses imposed by the variable annuity and life insurance contracts for which Franklin Templeton Variable Insurance Products Trust serves as an underlying investment vehicle.

d. Benefit of waiver and payments by affiliates rounds to less than 0.01%.

e. Benefit of expense reduction rounds to less than 0.01%.

This page intentionally left blank

FRANKLIN GLOBAL REAL ESTATE VIP FUND

Investment Goal

The Fund's principal investment goal is high total return.

Principal Investment Policies and Practices

Under normal market conditions, the Fund invests at least 80% of its net assets in investments of companies located anywhere in the world that operate in the real estate sector. Shareholders will be given at least 60 days' advance notice of any change to this 80% policy. For purposes of this Fund the real estate sector includes:

- real estate investment trusts (REITs) (defined below) and similar REIT-like entities domiciled outside the U.S.;
- companies qualifying under U.S. federal tax law as REITs; and
- companies that derive at least half of their assets or revenues from the ownership, management, development or sale of residential or commercial real estate (such as real estate operating or service companies).

Under normal market conditions the Fund expects to invest in foreign securities (including emerging markets securities) in an amount equal to at least the lesser of: (a) 40% of its net assets, unless market conditions are not deemed favorable by the investment manager, in which case 30% of its net assets; or (b) the percentage of foreign issuers represented in the FTSE EPRA/NAREIT Developed Index minus 5%.

The investment manager seeks to limit price volatility by investing across markets and property types.

A REIT is a type of real estate company that is dedicated to owning and usually operating income-producing real estate such as apartments, hotels, industrial properties, office building or shopping centers. Equity REITs generally receive income from rents received. REITs are generally operated by experienced property management teams and typically concentrate on a specific geographic region or property type. The Fund's investments in REITs also include non-traditional REITs such as those that focus on storage and self-storage facilities, cell tower owners and data center owners. Although the REIT structure originated in the U.S., a number of countries around the world have adopted, or are considering adopting, similar REIT and REIT-like structures. While the Fund is not limited to investing in REITs and REIT-like entities, it is expected that the Fund currently will focus on these types of entities.

The Fund currently expects to be invested predominantly in equity securities. An equity security represents a

proportionate share of the ownership of a company; its value is based on the success or failure of the company's business, any income paid to stockholders, the value of its assets and general market conditions. Common stocks and preferred stocks are examples of equity securities.

In addition to the Fund's main investments, the Fund may invest in issuers engaged in businesses whose products and services are related to the real estate sector.

Although the Fund generally does not hedge its foreign currency exposure, currency-related derivative instruments, such as forward currency exchange contracts, may be used from time-to-time, to help manage currency risks and manage local currency exposure. While forward currency contracts entered into for hedging purposes may reduce the risk of loss from a change in value of a currency, they also limit any potential gains and do not protect against fluctuations in the value of the underlying instruments.

Portfolio Selection

The investment manager is a research driven, fundamental investor. The investment manager's active investment strategy is centered on the belief that unsynchronized regional economic activity within the global economy provides consistent, attractive return opportunities in the global real estate markets.

When selecting investments for the Fund's portfolio, the investment manager applies a "bottom-up" stock selection process that incorporates macro-level views in the evaluation process. The investment manager's portfolio construction process combines:

- Bottom-up analysis of individual stock and real estate market fundamentals; and
- Top-down macro overlays to provide country/regional, property type, and company size perspectives in identifying international/local cyclical and thematic trends that highlight investment opportunities.

Alongside traditional financial and economic analyses, the investment manager assesses the potential impacts of material environmental, social and governance (ESG) factors on a country, which the investment manager believes provide a measure of the country's sustainability. In analyzing ESG factors, the investment manager assesses whether a country's practices pose a material financial risk or opportunity. Consideration of ESG factors and risks is only one component of the investment manager's assessment of eligible investments and may not be a determinative factor in the investment manager's final decision on whether to invest in a security. In addition, the weight given to ESG factors may vary across types of investments, industries, regions and issuers and ESG factors and weights considered may change over time. The investment manager does not assess every investment for

FUND DETAILS

ESG factors and, when it does, not every ESG factor may be identified or evaluated.

Exclusion of Investment Manager from Commodity Pool Operator Definition

With respect to the Fund, the investment manager has claimed an exclusion from the definition of “commodity pool operator” (CPO) under the Commodity Exchange Act (CEA) and the rules of the Commodity Futures Trading Commission (CFTC) and, therefore, is not subject to CFTC registration or regulation as a CPO. In addition, with respect to the Fund, the investment manager is relying upon a related exclusion from the definition of “commodity trading advisor” (CTA) under the CEA and the rules of the CFTC.

The terms of the CPO exclusion require the Fund, among other things, to adhere to certain limits on its investments in commodity futures, commodity options and swaps, which in turn include non-deliverable currency forward contracts, as further described in the Fund's Statement of Additional Information (SAI). Because the investment manager and the Fund intend to comply with the terms of the CPO exclusion, the Fund may, in the future, need to adjust its investment strategies, consistent with its investment goal, to limit its investments in these types of instruments. The Fund is not intended as a vehicle for trading in the commodity futures, commodity options, or swaps markets. The CFTC has neither reviewed nor approved the investment manager's reliance on these exclusions, or the Fund, its investment strategies or this prospectus.

Temporary Investments

When the investment manager believes market or economic conditions are unfavorable for investors, the investment manager may invest up to 100% of the Fund's assets in a temporary defensive manner by holding all or a substantial portion of its assets in cash, cash equivalents or other high quality short-term investments. Temporary defensive investments generally may include short-term U.S. government securities, high grade commercial paper, bank obligations, repurchase agreements, money market fund shares (including shares of an affiliated money market fund), and other money market instruments. The investment manager also may invest in these types of securities or hold cash while looking for suitable investment opportunities or to maintain liquidity. In these circumstances, the Fund may be unable to achieve its investment goal.

Principal Risks

Real Estate Securities: By concentrating in the real estate industry, the Fund carries much greater risk of adverse developments in that industry than a fund that invests in a wide variety of industries. Because the Fund concentrates in the real estate industry, there is also the risk that the Fund will perform poorly during a slump in demand for real estate securities. Real estate values rise and fall in response to a variety of factors, including: local, regional, national and

global economic conditions, interest rates and tax considerations. When economic growth is slow, demand for property decreases and prices may decline. Property values may decrease because of overbuilding, increases in property taxes and operating expenses, changes in zoning and other property-related laws, environmental regulations or hazards, insurance or condemnation losses, or a general decline in neighborhood values. To the extent that the Fund focuses on a particular geographical region of the country, the Fund may be subject to greater risks of adverse developments in that area than a fund that does not focus its investments in a particular region. Securities of companies in the real estate industry have been and may continue to be negatively affected by the COVID-19 pandemic.

REITs: Equity REITs may be affected by any changes in the value of the properties and companies owned and other factors, and their prices tend to go up and down. A REIT's performance depends on the types, values and locations of the properties and companies it owns and on how well those companies are managed. A decline in rental income may occur because of extended vacancies, increased competition from other properties, tenants' failure to pay rent or poor management. A REIT's performance also depends on the company's ability to finance property purchases and renovations and manage its cash flows. Because a REIT may be invested in a limited number of projects or in a particular market segment, it may be more susceptible to adverse developments affecting a single project or market segment than more broadly diversified investments. Loss of status as a qualified REIT under the U.S. federal tax laws could adversely affect the value of a particular REIT or the market for REITs as a whole. These risks may also apply to securities of REIT-like entities domiciled outside the U.S.

Foreign Securities (non-U.S.): Investing in foreign securities typically involves more risks than investing in U.S. securities, including risks related to currency exchange rates and policies, country or government specific issues, less favorable trading practices or regulation and greater price volatility. Certain of these risks also may apply to securities of U.S. companies with significant foreign operations.

Currency exchange rates: Foreign securities may be issued and traded in foreign currencies. As a result, their market values in U.S. dollars may be affected by changes in exchange rates between such foreign currencies and the U.S. dollar, as well as between currencies of countries other than the U.S. For example, if the value of the U.S. dollar goes up compared to a foreign currency, an investment traded in that foreign currency will go down in value because it will be worth fewer U.S. dollars. The Fund accrues additional expenses when engaging in currency exchange transactions, and valuation of the Fund's foreign securities may be subject to greater risk because both the currency (relative to the U.S. dollar) and the security must be considered.

Political and economic developments: The political, economic and social policies or structures of some foreign countries may be less stable and more volatile than those in

the United States. Investments in these countries may be subject to greater risks of internal and external conflicts, expropriation, nationalization of assets, foreign exchange controls (such as suspension of the ability to transfer currency from a given country), restrictions on removal of assets, political or social instability, military action or unrest, diplomatic developments, currency devaluations, foreign ownership limitations, and substantial, punitive or confiscatory tax increases. It is possible that a government may take over the assets or operations of a company or impose restrictions on the exchange or export of currency or other assets. Some countries also may have different legal systems that may make it difficult or expensive for the Fund to vote proxies, exercise shareholder rights, and pursue legal remedies with respect to its foreign investments. Diplomatic and political developments could affect the economies, industries, and securities and currency markets of the countries in which the Fund is invested. These developments include rapid and adverse political changes; social instability; regional conflicts; sanctions imposed by the United States, other nations or other governmental entities, including supranational entities; terrorism; and war. In addition, such developments could contribute to the devaluation of a country's currency, a downgrade in the credit ratings of issuers in such country, or a decline in the value and liquidity of securities of issuers in that country. An imposition of sanctions upon, or other government actions impacting, certain issuers in a country could result in (i) an immediate freeze of that issuer's securities, impairing the ability of the Fund to buy, sell, receive or deliver those securities or (ii) other limitations on the Fund's ability to invest or hold such securities. These factors would affect the value of the Fund's investments and are extremely difficult, if not impossible, to predict and take into account with respect to the Fund's investments.

Trading practices: Brokerage commissions, withholding taxes, custodial fees, and other fees generally are higher in foreign markets. The policies and procedures followed by foreign stock exchanges, currency markets, trading systems and brokers may differ from those applicable in the United States, with possibly negative consequences to the Fund. The procedures and rules governing foreign trading, settlement and custody (holding of the Fund's assets) also may result in losses or delays in payment, delivery or recovery of money or other property. Foreign government supervision and regulation of foreign securities and currency markets and trading systems may be less than or different from government supervision in the United States, and may increase the Fund's regulatory and compliance burden and/or decrease the Fund's investor rights and protections.

Availability of information: Foreign issuers may not be subject to the same disclosure, accounting, auditing and financial reporting standards and practices as U.S. issuers. Thus, there may be less information publicly available about foreign issuers than about most U.S. issuers. In addition, information provided by foreign issuers may be less timely or less reliable than information provided by U.S. issuers.

Limited markets: Certain foreign securities may be less liquid (harder to sell) and their prices may be more volatile than many U.S. securities. Illiquidity tends to be greater, and valuation of the Fund's foreign securities may be more difficult, due to the infrequent trading and/or delayed reporting of quotes and sales.

Regional: Adverse conditions in a certain region or country can adversely affect securities of issuers in other countries whose economies appear to be unrelated. To the extent that the Fund invests a significant portion of its assets in a specific geographic region or a particular country, the Fund will generally have more exposure to the risks affecting that specific geographic region or country. In the event of economic or political turmoil or a deterioration of diplomatic relations in a region or country where a substantial portion of the Fund's assets are invested, the Fund may experience substantial illiquidity or reduction in the value of the Fund's investments.

The risk of investments in Europe may be heightened due to the current uncertainty concerning the economic consequences of Russia's military invasion of Ukraine in February 2022, which has increased market volatility.

Market: The market values of securities or other investments owned by the Fund will go up or down, sometimes rapidly or unpredictably. The Fund's investments may decline in value due to factors affecting individual issuers (such as the results of supply and demand), or sectors within the securities markets. The value of a security or other investment also may go up or down due to general market conditions that are not specifically related to a particular issuer, such as real or perceived adverse economic conditions, changes in interest rates or exchange rates, or adverse investor sentiment generally. Furthermore, events involving limited liquidity, defaults, non-performance or other adverse developments that affect one industry, such as the financial services industry, or concerns or rumors about any events of these kinds, have in the past and may in the future lead to market-wide liquidity problems, may spread to other industries, and could negatively affect the value and liquidity of the Fund's investments. In addition, unexpected events and their aftermaths, such as the spread of diseases; natural, environmental or man-made disasters; financial, political or social disruptions; terrorism and war; and other tragedies or catastrophes, can cause investor fear and panic, which can adversely affect the economies of many companies, sectors, nations, regions and the market in general, in ways that cannot necessarily be foreseen. During a general downturn in the securities markets, multiple asset classes may decline in value. When markets perform well, there can be no assurance that securities or other investments held by the Fund will participate in or otherwise benefit from the advance.

The long-term impact of the COVID-19 pandemic and its subsequent variants on economies, markets, industries and individual issuers is not known. The U.S. government and the Federal Reserve, as well as certain foreign governments and central banks, took extraordinary actions to support

FUND DETAILS

local and global economies and the financial markets in response to the COVID-19 pandemic. This and other government intervention into the economy and financial markets have resulted in a large expansion of government deficits and debt, the long-term consequences of which are not known.

The United States and various countries are currently involved in disputes over trade and other matters, which may result in tariffs, investment restrictions and other adverse impacts on affected companies and securities. Trade disputes may adversely affect the economies of the United States and its trading partners, as well as companies directly or indirectly affected and financial markets generally. For example, the United States has imposed tariffs and other trade barriers on Chinese exports, has restricted sales of certain categories of goods to China, and has established barriers to investments in China. The United States government has prohibited U.S. persons from investing in Chinese companies designated as related to the Chinese military. These and possible future restrictions could limit the Fund's opportunities for investment and require the sale of securities at a loss or make them illiquid. Moreover, the Chinese government is involved in a longstanding dispute with Taiwan that has included threats of invasion. If the political climate between the United States and China does not improve or continues to deteriorate, if China were to attempt unification of Taiwan by force, or if other geopolitical conflicts develop or get worse, economies, markets and individual securities may be severely affected both regionally and globally, and the value of the Fund's assets may go down.

Stock prices tend to go up and down more dramatically than those of debt securities. A slower-growth or recessionary economic environment could have an adverse effect on the prices of the various stocks held by the Fund.

Liquidity: Liquidity risk exists when the markets for particular securities or types of securities or other investments are or become relatively illiquid so that the Fund is unable, or it becomes more difficult for the Fund, to sell the security or other investment at the price at which the Fund has valued the security. Illiquidity may result from political, economic or issuer specific events; supply/demand imbalances; changes in a specific market's size or structure, including the number of participants; or overall market disruptions. Securities or other investments with reduced liquidity or that become illiquid may involve greater risk than securities with more liquid markets. Market prices or quotations for illiquid securities may be volatile, and there may be large spreads between bid and ask prices. Reduced liquidity may have an adverse impact on market price and the Fund's ability to sell particular securities when necessary to meet the Fund's liquidity needs, which may arise or increase in response to a specific economic event or because the investment manager wishes to purchase particular investments or believes that a higher level of liquidity would be advantageous. An investment may become illiquid if the Fund and its affiliates receive material non-public information about the issuer or the investment. To

the extent that the Fund and its affiliates hold a significant portion of an issuer's outstanding securities, the Fund may be subject to greater liquidity risk than if the issuer's securities were more widely held.

Derivative Instruments: The performance of derivative instruments depends largely on the performance of an underlying instrument, such as a currency, security, interest rate or index, and such instruments often have risks similar to the underlying instrument, in addition to other risks. Derivative instruments involve costs and can create economic leverage in the Fund's portfolio, which may result in significant volatility and cause the Fund to participate in losses (as well as gains) in an amount that significantly exceeds the Fund's initial investment. Other risks include illiquidity, mispricing or improper valuation of the derivative instrument, and imperfect correlation between the value of the derivative and the underlying instrument so that the Fund may not realize the intended benefits. Their successful use will usually depend on the investment manager's ability to accurately forecast movements in the market relating to the underlying instrument. Should a market or markets, or prices of particular classes of investments, move in an unexpected manner, especially in unusual or extreme market conditions, the Fund may not realize the anticipated benefits of the transaction, and it may realize losses, which could be significant. If the investment manager is not successful in using such derivative instruments, the Fund's performance may be worse than if the investment manager did not use such derivative instruments at all. When a derivative is used for hedging, the change in value of the derivative instrument also may not correlate specifically with the currency, security, interest rate index or other risk being hedged. There is also the risk, especially under extreme market conditions, that an instrument, which usually would operate as a hedge, provides no hedging benefits at all.

Use of these instruments could also result in a loss if the counterparty to the transaction does not perform as promised, including because of such counterparty's bankruptcy or insolvency. This risk is heightened with respect to over-the-counter (OTC) instruments, such as certain swap agreements and may be greater during volatile market conditions. Other risks include the inability to close out a position because the trading market becomes illiquid (particularly in the OTC markets) or the availability of counterparties becomes limited for a period of time. In addition, the presence of speculators in a particular market could lead to price distortions. To the extent that the Fund is unable to close out a position because of market illiquidity, the Fund may not be able to prevent further losses of value in its derivatives holdings and the Fund's liquidity may be impaired. Some derivatives can be particularly sensitive to changes in interest rates or other market prices. Investors should bear in mind that, while the Fund intends to use derivative strategies on a regular basis, it is not obligated to actively engage in these transactions, generally or in any particular kind of derivative, if the investment manager elects not to do so due to availability, cost or other factors.

The use of derivative strategies may also have a tax impact on the Fund. The timing and character of income, gains or losses from these strategies could impair the ability of the investment manager to use derivatives when it wishes to do so.

Management: The Fund is actively managed and could experience losses (realized and unrealized) if the investment manager's judgment about markets, interest rates or the attractiveness, relative values, liquidity, or potential appreciation of particular investments made for the Fund's portfolio prove to be incorrect. The Fund could also experience losses if there are imperfections, errors or limitations in the models, tools, and data used by the investment manager or if the investment manager's techniques or investment decisions do not produce the desired results. Additionally, legislative, regulatory, or tax developments may affect the investment techniques available to the investment manager in connection with managing the Fund and may also adversely affect the ability of the Fund to achieve its investment goal.

ESG Considerations: ESG considerations are one of a number of factors that the investment manager examines when considering investments for the Fund's portfolio. In light of this, the issuers in which the Fund invests may not be considered ESG-focused issuers and may have lower or adverse ESG assessments. Consideration of ESG factors may affect the Fund's exposure to certain issuers or industries and may not work as intended. In addition, ESG considerations assessed as part of the Fund's investment process may vary across types of eligible investments and issuers. The investment manager does not assess every investment for ESG factors and, when it does, not every ESG factor may be identified or evaluated. The investment manager's assessment of an issuer's ESG factors is subjective and will likely differ from that of investors, third party service providers (e.g., ratings providers) and other funds. As a result, securities selected by the investment manager may not reflect the beliefs and values of any particular investor. The investment manager also may be dependent on the availability of timely, complete and accurate ESG data reported by issuers and/or third-party research providers, the timeliness, completeness and accuracy of which is out of the investment manager's control. ESG factors are often not uniformly measured or defined, which could impact the investment manager's ability to assess an issuer. While the investment manager views ESG considerations as having the potential to contribute to the Fund's long-term performance, there is no guarantee that such results will be achieved.

Cybersecurity: Cybersecurity incidents, both intentional and unintentional, may allow an unauthorized party to gain access to Fund assets, Fund or customer data (including private shareholder information), or proprietary information, cause the Fund, the investment manager, and/or their service providers (including, but not limited to, Fund accountants, custodians, sub-custodians, transfer agents and financial intermediaries) to suffer data breaches, data corruption or loss of operational functionality or prevent Fund

investors from purchasing, redeeming or exchanging shares or receiving distributions. The investment manager has limited ability to prevent or mitigate cybersecurity incidents affecting third party service providers, and such third party service providers may have limited indemnification obligations to the Fund or the investment manager. Cybersecurity incidents may result in financial losses to the Fund and its shareholders, and substantial costs may be incurred in an effort to prevent or mitigate future cybersecurity incidents. Issuers of securities in which the Fund invests are also subject to cybersecurity risks, and the value of these securities could decline if the issuers experience cybersecurity incidents.

Because technology is frequently changing, new ways to carry out cyber attacks are always developing. Therefore, there is a chance that some risks have not been identified or prepared for, or that an attack may not be detected, which puts limitations on the Fund's ability to plan for or respond to a cyber attack. Like other funds and business enterprises, the Fund, the investment manager, and their service providers are subject to the risk of cyber incidents occurring from time to time.

More detailed information about the Fund and its policies and risks can be found in the Fund's Statement of Additional Information (SAI).

A description of the Fund's policies and procedures regarding the release of portfolio holdings information is also available in the Fund's SAI. Portfolio holdings information can be viewed online at www.franklintempleton.com.

Management

Franklin Advisers, Inc. (Advisers), One Franklin Parkway, San Mateo, California 94403-1906, is the Fund's investment manager.

The Fund is managed by a team of dedicated professionals focused on investments in the global real estate securities market. The portfolio managers of the Fund are as follows:

Daniel Scher Vice President of Advisers

Mr. Scher has been a co-lead portfolio manager of the Fund since 2019. He joined Franklin Templeton in 2002.

Blair Schmicker, CFA Vice President of Advisers

Mr. Schmicker has been a co-lead portfolio manager of the Fund since 2019. He joined Franklin Templeton in 2007.

As co-lead portfolio managers of the Fund, Messrs. Scher and Schmicker are jointly and primarily responsible for the day-to-day management of the Fund's portfolio. They have equal authority over all aspects of the Fund's investment portfolio, including, but not limited to, purchases and sales of individual securities, portfolio risk assessment, and the management of daily cash balances in accordance with anticipated investment management requirements. The degree to which each portfolio manager may perform these

FUND DETAILS

functions, and the nature of these functions, may change from time to time.

CFA® and Chartered Financial Analyst® are trademarks owned by CFA Institute.

The Fund's SAI provides additional information about portfolio manager compensation, other accounts that they manage and their ownership of Fund shares.

The Fund pays the investment manager a fee for managing the Fund's assets.

The investment manager has agreed to waive fees and/or reimburse operating expenses (excluding Rule 12b-1 fees, acquired fund fees and expenses, interest expense and certain non-routine expenses or costs, such as those relating to litigation, indemnification, reorganizations and liquidations) for the Fund so that the ratio of total annual fund operating expenses will not exceed 1.00% for each share class. The investment manager has also agreed to reduce its fees to reflect reduced services resulting from the Fund's investments in Franklin Templeton affiliated funds. These arrangements are expected to continue until April 30, 2026. During the terms, the fee waiver and expense reimbursement agreements may not be terminated or amended without approval of the board of trustees except to add series or classes, to reflect the extension of termination dates or to lower the waiver and expense limitation.

For the fiscal year ended December 31, 2024, the Fund paid the investment manager an effective management fee of 0.93% of the Fund's average net assets for investment management services.

A discussion regarding the basis for the board of trustees' approval of the Fund's investment management agreement is available in the Fund's report on Form N-CSR for the period ended June 30, 2024.

Manager of Managers Structure

The investment manager and the Trust have received an exemptive order from the SEC that allows the Fund to operate in a "manager of managers" structure whereby the investment manager can appoint and replace both wholly-owned and unaffiliated sub-advisors, and enter into, amend and terminate sub-advisory agreements with such sub-advisors, each subject to board approval but without obtaining prior shareholder approval (Manager of Managers Structure). The Fund will, however, inform shareholders of the hiring of any new sub-advisor within 90 days after the hiring. The SEC exemptive order provides the Fund with greater flexibility and efficiency and alleviates the need for the Fund to incur the expense and delays associated with obtaining shareholder approval of such sub-advisory agreements.

The use of the Manager of Managers Structure with respect to the Fund is subject to certain conditions that are set forth in the SEC exemptive order. Under the Manager of Managers Structure, the investment manager has the ultimate responsibility, subject to oversight by the Fund's board of trustees, to oversee sub-advisors and recommend their hiring, termination and replacement. The investment

manager will also, subject to the review and approval of the Fund's board of trustees: set the Fund's overall investment strategy; evaluate, select and recommend sub-advisors to manage all or a portion of the Fund's assets; and implement procedures reasonably designed to ensure that each sub-advisor complies with the Fund's investment goal, policies and restrictions. Subject to review by the Fund's board of trustees, the investment manager will allocate and, when appropriate, reallocate the Fund's assets among sub-advisors and monitor and evaluate the sub-advisors' performance.

Financial Highlights

This table presents the financial performance of Fund shares for the past five years or since inception. The table shows certain information on a single Fund share basis (per share performance). It also shows some key Fund statistics, such as total return (past performance) and expense ratios. Total return represents the annual change in value of a share assuming reinvestment of dividends and capital gains. This information has been audited by PricewaterhouseCoopers LLP, an independent registered public accounting firm, whose report, along with the Fund's financial statements, are available on the Fund's website and are included in the Form N-CSR filed with the SEC covering the period ended December 31, 2024, which is available upon request.

FUND DETAILS

Franklin Global Real Estate VIP Fund - Class 1

	Year Ended December 31,				
	2024	2023	2022	2021	2020
Per share operating performance (for a share outstanding throughout the year)					
Net asset value, beginning of year	\$13.01	\$12.01	\$18.06	\$14.66	\$17.99
Income from investment operations ^a :					
Net investment income ^b	0.28	0.30	0.21	0.19	0.39
Net realized and unrealized gains (losses)	(0.29)	1.07	(4.83)	3.76	(1.59)
Total from investment operations	(0.01)	1.37	(4.62)	3.95	(1.20)
Less distributions from:					
Net investment income	(0.26)	(0.37)	(0.39)	(0.18)	(0.54)
Net realized gains	—	—	(1.04)	(0.37)	(1.59)
Total distributions	(0.26)	(0.37)	(1.43)	(0.55)	(2.13)
Net asset value, end of year	\$12.74	\$13.01	\$12.01	\$18.06	\$14.66
Total return ^c	0.03%	11.68%	(25.92)%	27.20%	(5.17)%
Ratios to average net assets					
Expenses before waiver and payments by affiliates	1.12%	1.16%	1.14%	1.16%	1.24%
Expenses net of waiver and payments by affiliates	1.00%	1.00% ^d	1.00% ^d	1.00% ^d	1.00% ^d
Net investment income	2.15%	2.49%	1.50%	1.14%	2.73%
Supplemental data					
Net assets, end of year (000's)	\$695	\$709	\$727	\$1,001	\$966
Portfolio turnover rate	38.41%	18.27%	15.44%	26.48%	23.01%

a. The amount shown for a share outstanding throughout the period may not correlate with the Statement of Operations in the annual report for the period due to the timing of sales and repurchases of the Fund's shares in relation to income earned and/or fluctuating fair value of the investments of the Fund.

b. Based on average daily shares outstanding.

c. Total return does not include fees, charges or expenses imposed by the variable annuity and life insurance contracts for which Franklin Templeton Variable Insurance Products Trust serves as an underlying investment vehicle.

d. Benefit of expense reduction rounds to less than 0.01%.

Franklin Global Real Estate VIP Fund - Class 2

	Year Ended December 31,				
	2024	2023	2022	2021	2020
Per share operating performance (for a share outstanding throughout the year)					
Net asset value, beginning of year	\$12.55	\$11.59	\$17.47	\$14.21	\$17.50
Income from investment operations ^a :					
Net investment income ^b	0.23	0.26	0.17	0.14	0.35
Net realized and unrealized gains (losses)	(0.28)	1.04	(4.66)	3.63	(1.56)
Total from investment operations	(0.05)	1.30	(4.49)	3.77	(1.21)
Less distributions from:					
Net investment income	(0.23)	(0.34)	(0.35)	(0.14)	(0.49)
Net realized gains	—	—	(1.04)	(0.37)	(1.59)
Total distributions	(0.23)	(0.34)	(1.39)	(0.51)	(2.08)
Net asset value, end of year	\$12.27	\$12.55	\$11.59	\$17.47	\$14.21
Total return ^c	(0.32)%	11.43%	(26.06)%	26.79%	(5.39)%
Ratios to average net assets					
Expenses before waiver and payments by affiliates	1.37%	1.41%	1.40%	1.41%	1.48%
Expenses net of waiver and payments by affiliates	1.25%	1.25% ^d	1.25% ^d	1.25% ^d	1.25% ^d
Net investment income	1.88%	2.23%	1.24%	0.88%	2.47%
Supplemental data					
Net assets, end of year (000's)	\$101,968	\$110,116	\$108,583	\$154,411	\$134,051
Portfolio turnover rate	38.41%	18.27%	15.44%	26.48%	23.01%

a. The amount shown for a share outstanding throughout the period may not correlate with the Statement of Operations in the annual report for the period due to the timing of sales and repurchases of the Fund's shares in relation to income earned and/or fluctuating fair value of the investments of the Fund.

b. Based on average daily shares outstanding.

c. Total return does not include fees, charges or expenses imposed by the variable annuity and life insurance contracts for which Franklin Templeton Variable Insurance Products Trust serves as an underlying investment vehicle.

d. Benefit of expense reduction rounds to less than 0.01%.

This page intentionally left blank

FRANKLIN GROWTH AND INCOME VIP FUND

Investment Goal

The Fund's principal investment goal is capital appreciation. Its secondary goal is to provide current income.

Principal Investment Policies and Practices

Under normal market conditions, the Fund invests predominantly in equity securities, including common stock, preferred stock and securities convertible into common stocks. The Fund generally invests predominantly in common stocks, and the remainder of its net assets in other equity-related instruments such as convertible securities and equity-linked notes (ELNs).

The Fund does not currently anticipate investing more than 15% of its net assets in foreign securities, either directly or through depositary receipts, which are certificates typically issued by a bank or trust company that give their holders the right to receive securities issued by a foreign or domestic company.

The Fund's strategy is to invest in a broadly diversified portfolio of equity securities that the Fund's investment manager considers to be financially strong, with a focus on "blue chip" companies.

The Fund may invest up to 10% of its net assets in equity-linked notes (ELNs), which are hybrid derivative-type instruments that are specially designed to combine the characteristics of one or more reference securities (usually a single stock, a stock index or a basket of stocks (underlying securities)) and a related equity derivative, such as a put or call option, in a single note form. The Fund may engage in all types of ELNs, including those that: (1) provide for protection of the Fund's principal in exchange for limited participation in the appreciation of the underlying securities, and (2) do not provide for such protection and subject the Fund to the risk of loss of the Fund's principal investment. ELNs can provide the Fund with an efficient investment tool that may be less expensive than investing directly in the underlying securities and the related equity derivative.

The Fund may also invest up to 10% of its net assets in real estate investment trusts (REITs). A REIT is a type of real estate company that is dedicated to owning and usually operating income-producing real estate such as apartments, hotels, industrial properties, office building or shopping centers. REITs typically concentrate on a specific geographic region or property type.

An equity security represents a proportionate share, or the right to acquire a proportionate share, of the ownership of a company; its value is based on the success of the

company's business, any income paid to stockholders, the value of its assets, and general market conditions.

While the Fund does not concentrate in any one industry, from time to time, based on economic conditions, it may make significant investments in the financial services, healthcare and industrials sectors.

A convertible security is generally a debt security or preferred stock that may be converted within a specified period of time into common stock of the same or a different issuer. By investing in convertible securities, the Fund seeks the opportunity to participate in the capital appreciation of underlying stocks, while at the same time relying on the fixed income aspect of the convertible securities to provide current income and reduced price volatility, which can limit the risk of loss in a down equity market. The Fund may invest in convertible securities without regard to the ratings assigned by ratings services.

Securities rated in the top four ratings categories by at least one independent rating agency such as Standard & Poor's (S&P®) (rated BBB or better) and Moody's Investors Service (Moody's) (rated Baa or higher) are considered investment grade. Securities rated Ba or lower by Moody's or BB or lower by S&P are considered to be below investment grade. Convertible securities may fall within the lower-rated categories as determined by securities rating agencies.

Portfolio Selection

The investment manager applies a "bottom-up" approach to investing in individual securities. The investment manager will assess the market price of a company's securities relative to the investment manager's evaluation of the company's long-term earnings, cash flow potential and balance sheet strength. The investment manager also considers various financial metrics including a company's price/earnings ratio, return on capital, profit margins and asset value. The investment manager considers dividend yield and the opportunity for dividend growth in selecting stocks for the Fund because the investment manager believes that, over time, dividend income can contribute significantly to total return and can be a more consistent source of investment return than capital appreciation. The investment manager seeks to take advantage of price dislocations that result from the market's short-term focus and chooses to invest in those companies that, in its opinion, offer the best trade-off between growth opportunity, business and financial risk, and valuation.

Alongside traditional financial and economic analyses, the investment manager assesses the potential impacts of material environmental, social and governance (ESG) factors on a company, which the investment manager believes provide a measure of the company's sustainability. In analyzing ESG factors, the investment manager assesses whether a company's practices pose a material financial risk or opportunity. Consideration of ESG factors and risks is

only one component of the investment manager's assessment of eligible investments and may not be a determinative factor in the investment manager's final decision on whether to invest in a security. In addition, the weight given to ESG factors may vary across types of investments, industries, regions and issuers and ESG factors and weights considered may change over time. In certain circumstances, there may be times when not every investment is assessed for ESG factors and, when they are, not every ESG factor may be identified or evaluated.

Exclusion of Investment Manager from Commodity Pool Operator Definition

With respect to the Fund, the investment manager has claimed an exclusion from the definition of "commodity pool operator" (CPO) under the Commodity Exchange Act (CEA) and the rules of the Commodity Futures Trading Commission (CFTC) and, therefore, is not subject to CFTC registration or regulation as a CPO. In addition, with respect to the Fund, the investment manager is relying upon a related exclusion from the definition of "commodity trading advisor" (CTA) under the CEA and the rules of the CFTC.

The terms of the CPO exclusion require the Fund, among other things, to adhere to certain limits on its investments in commodity futures, commodity options and swaps, which in turn include non-deliverable currency forward contracts, as further described in the Fund's Statement of Additional Information (SAI). Because the investment manager and the Fund intend to comply with the terms of the CPO exclusion, the Fund may, in the future, need to adjust its investment strategies, consistent with its investment goal, to limit its investments in these types of instruments. The Fund is not intended as a vehicle for trading in the commodity futures, commodity options, or swaps markets. The CFTC has neither reviewed nor approved the investment manager's reliance on these exclusions, or the Fund, its investment strategies or this prospectus.

Temporary Investments

When the investment manager believes market or economic conditions are unfavorable for investors, the investment manager may invest up to 100% of the Fund's assets in a temporary defensive manner by holding all or a substantial portion of its assets in cash, cash equivalents or other high quality short-term investments. Temporary defensive investments generally may include short-term U.S. government securities, high grade commercial paper, bank obligations, repurchase agreements, money market fund shares (including shares of an affiliated money market fund), and other money market instruments. The investment manager also may invest in these types of securities or hold cash while looking for suitable investment opportunities or to maintain liquidity. In these circumstances, the Fund may be unable to achieve its investment goal.

Principal Risks

Market: The market values of securities or other investments owned by the Fund will go up or down, sometimes rapidly or unpredictably. The Fund's investments may decline in value due to factors affecting individual issuers (such as the results of supply and demand), or sectors within the securities markets. The value of a security or other investment also may go up or down due to general market conditions that are not specifically related to a particular issuer, such as real or perceived adverse economic conditions, changes in interest rates or exchange rates, or adverse investor sentiment generally. Furthermore, events involving limited liquidity, defaults, non-performance or other adverse developments that affect one industry, such as the financial services industry, or concerns or rumors about any events of these kinds, have in the past and may in the future lead to market-wide liquidity problems, may spread to other industries, and could negatively affect the value and liquidity of the Fund's investments. In addition, unexpected events and their aftermaths, such as the spread of diseases; natural, environmental or man-made disasters; financial, political or social disruptions; terrorism and war; and other tragedies or catastrophes, can cause investor fear and panic, which can adversely affect the economies of many companies, sectors, nations, regions and the market in general, in ways that cannot necessarily be foreseen. During a general downturn in the securities markets, multiple asset classes may decline in value. When markets perform well, there can be no assurance that securities or other investments held by the Fund will participate in or otherwise benefit from the advance.

The long-term impact of the COVID-19 pandemic and its subsequent variants on economies, markets, industries and individual issuers is not known. The U.S. government and the Federal Reserve, as well as certain foreign governments and central banks, took extraordinary actions to support local and global economies and the financial markets in response to the COVID-19 pandemic. This and other government intervention into the economy and financial markets have resulted in a large expansion of government deficits and debt, the long-term consequences of which are not known.

The United States and various countries are currently involved in disputes over trade and other matters, which may result in tariffs, investment restrictions and other adverse impacts on affected companies and securities. Trade disputes may adversely affect the economies of the United States and its trading partners, as well as companies directly or indirectly affected and financial markets generally. For example, the United States has imposed tariffs and other trade barriers on Chinese exports, has restricted sales of certain categories of goods to China, and has established barriers to investments in China. The United States government has prohibited U.S. persons from investing in Chinese companies designated as related to the Chinese military. These and possible future restrictions could limit the

Fund's opportunities for investment and require the sale of securities at a loss or make them illiquid. Moreover, the Chinese government is involved in a longstanding dispute with Taiwan that has included threats of invasion. If the political climate between the United States and China does not improve or continues to deteriorate, if China were to attempt unification of Taiwan by force, or if other geopolitical conflicts develop or get worse, economies, markets and individual securities may be severely affected both regionally and globally, and the value of the Fund's assets may go down.

Stock prices tend to go up and down more dramatically than those of debt securities. A slower-growth or recessionary economic environment could have an adverse effect on the prices of the various stocks held by the Fund.

Focus: To the extent that the Fund focuses on particular countries, regions, industries, sectors or types of investments from time to time, the Fund may be subject to greater risks of adverse developments in such areas of focus than a fund that invests in a wider variety of countries, regions, industries, sectors or investments.

Financial services companies: Financial services companies are subject to extensive government regulation that may affect their profitability in many ways, including by limiting the amount and types of loans and other commitments they can make, and the interest rates and fees they can charge. A financial services company's profitability, and therefore its stock prices, is especially sensitive to interest rate changes as well as the ability of borrowers to repay their loans. Changing regulations, continuing consolidations, and development of new products and structures all are likely to have a significant impact on financial services companies.

Healthcare companies: The activities of healthcare companies may be funded or subsidized by federal and state governments. If government funding and subsidies are reduced or discontinued, the profitability of these companies could be adversely affected. Healthcare companies may also be affected by government policies on healthcare reimbursements, regulatory approval for new drugs and medical products, and similar matters. They are also subject to legislative risk, i.e., the risks associated with the reform of the healthcare system through legislation.

Industrials companies: The stock prices of companies in the industrials sector are affected by supply and demand both for their specific product or service and for industrials sector products in general. Companies in the industrials sector may be adversely affected by changes in government regulation, world events and economic conditions. In addition, these companies are at risk for environmental damage and product liability claims. Companies in this sector could be adversely affected by commodity price volatility, changes in exchange rates, imposition of export or import controls, increased competition, depletion of resources, technological developments and labor relations.

Blend Style Investing: A "blend" strategy results in investments in both value and growth stocks, or in stocks with characteristics of both. If other investors fail to recognize the company's value, or favor investing in faster-growing companies, value stocks may not increase in value as anticipated by the Fund's investment manager or may decline even further. With respect to growth stocks, stock prices reflect projections of future earnings or revenues and can fall dramatically if the company fails to meet those projections.

Income: The Fund's distributions to shareholders may decline when prevailing interest rates fall or when dividend income from investments in stocks decline.

Equity-Linked Notes (ELNs): Investments in ELNs often have risks similar to their underlying securities or index, which could include management risk, market risk and, as applicable, foreign securities and currency risks. In addition, since ELNs are in note form, ELNs are also subject to certain debt securities risks, such as interest rate and credit risks. Should the prices of the underlying securities or index move in an unexpected manner, the Fund may not achieve the anticipated benefits of an investment in an ELN, and may realize losses, which could be significant and could include the Fund's entire principal investment. An investment in an ELN is also subject to counterparty risk, which is the risk that the issuer of the ELN will default or become bankrupt and the Fund will have difficulty being repaid, or fail to be repaid, the principal amount of, or income from, its investment. Investments in ELNs are also subject to liquidity risk, which may make ELNs difficult to sell and value. In addition, ELNs may exhibit price behavior that does not correlate with their underlying securities, index or a fixed-income investment.

REITs: A REIT's performance depends on the types, values and locations of the properties and companies it owns and how well those properties and companies are managed. A decline in rental income may occur because of extended vacancies, increased competition from other properties, tenants' failure to pay rent or poor management. Because a REIT may be invested in a limited number of projects or in a particular market segment, it may be more susceptible to adverse developments affecting a single project or market segment than more broadly diversified investments. Loss of status as a qualified REIT under the U.S. federal tax laws could adversely affect the value of a particular REIT or the market for REITs as a whole. These risks may also apply to securities of REIT-like entities domiciled outside the U.S.

Convertible Securities: A convertible security is generally a debt obligation, preferred stock or other security that pays interest or dividends and may be converted by the holder within a specified period of time into common stock. The value of convertible securities may rise and fall with the market value of the underlying stock or, like a debt security, vary with changes in interest rates and the credit quality of the issuer. A convertible security tends to perform more like a stock when the underlying stock price is high relative to the conversion price (because more of the security's value

FUND DETAILS

resides in the option to convert) and more like a debt security when the underlying stock price is low relative to the conversion price (because the option to convert is less valuable). Because its value can be influenced by many different factors, a convertible security is not as sensitive to interest rate changes as a similar non-convertible debt security, and generally has less potential for gain or loss than the underlying stock.

Foreign Securities (non-U.S.): Investing in foreign securities typically involves more risks than investing in U.S. securities. Certain of these risks also may apply to securities of U.S. companies with significant foreign operations. These risks can increase the potential for investment loss in the Fund and may include, among others, currency risks (such as fluctuations in currency exchange rates and currency devaluations); country risks (such as political, diplomatic, or regional conflicts, terrorism or war, social and economic instability, and internal or external policies or economic sanctions limiting or restricting foreign investment, the movement of assets or other economic activity); and risks associated with the state of a country's financial markets and legal institutions. Other foreign securities risks may include unfavorable trading, settlement or custodial practices, unfavorable tax policies, less government supervision, less publicly available information, less stringent investor protection standards, limited legal redress for violations of law, limited trading markets and greater illiquidity and greater price volatility.

Interest Rate: Common stocks with higher dividend yields can be sensitive to interest rate movements: when interest rates rise, the prices of these stocks may tend to fall. The opposite can also be true: the prices of higher yielding stocks may tend to rise when interest rates fall. Interest rate changes can be sudden and unpredictable and are influenced by a number of factors including government policy, monetary policy, inflation expectations, perceptions of risk, and supply and demand of bonds. Changes in government monetary policy, including changes in tax policy or changes in a central bank's implementation of specific policy goals, may have a substantial impact on interest rates. There can be no guarantee that any particular government or central bank policy will be continued, discontinued or changed nor that any such policy will have the desired effect on interest rates. Increases in interest rates may also have a negative effect on the types of companies in which the Fund normally invests because these companies may find it more difficult to obtain credit to expand, or may have more difficulty meeting interest payments.

Credit: The Fund could lose money on a debt security if the issuer or borrower is unable or fails to meet its obligations, including failing to make interest payments and/or to repay principal when due. Changes in an issuer's financial strength, the market's perception of the issuer's financial strength or an issuer's or security's credit rating, which reflects a third party's assessment of the credit risk presented by a particular issuer or security, may affect debt securities' values. The Fund may incur substantial losses on

debt securities that are inaccurately perceived to present a different amount of credit risk by the market, the investment manager or the rating agencies than such securities actually do.

Management: The Fund is actively managed and could experience losses (realized and unrealized) if the investment manager's judgment about markets, interest rates or the attractiveness, relative values, liquidity, or potential appreciation of particular investments made for the Fund's portfolio prove to be incorrect. The Fund could also experience losses if there are imperfections, errors or limitations in the models, tools, and data used by the investment manager or if the investment manager's techniques or investment decisions do not produce the desired results. Additionally, legislative, regulatory, or tax developments may affect the investment techniques available to the investment manager in connection with managing the Fund and may also adversely affect the ability of the Fund to achieve its investment goal.

ESG Considerations: ESG considerations are one of a number of factors that the investment manager examines when considering investments for the Fund's portfolio. In light of this, the issuers in which the Fund invests may not be considered ESG-focused issuers and may have lower or adverse ESG assessments. Consideration of ESG factors may affect the Fund's exposure to certain issuers or industries and may not work as intended. In addition, ESG considerations assessed as part of the Fund's investment process may vary across types of eligible investments and issuers. In certain circumstances, there may be times when not every investment is assessed for ESG factors and, when they are, not every ESG factor may be identified or evaluated. The investment manager's assessment of an issuer's ESG factors is subjective and will likely differ from that of investors, third party service providers (e.g., ratings providers) and other funds. As a result, securities selected by the investment manager may not reflect the beliefs and values of any particular investor. The investment manager also may be dependent on the availability of timely, complete and accurate ESG data reported by issuers and/or third-party research providers, the timeliness, completeness and accuracy of which is out of the investment manager's control. ESG factors are often not uniformly measured or defined, which could impact the investment manager's ability to assess an issuer. While the investment manager views ESG considerations as having the potential to contribute to the Fund's long-term performance, there is no guarantee that such results will be achieved.

Cybersecurity: Cybersecurity incidents, both intentional and unintentional, may allow an unauthorized party to gain access to Fund assets, Fund or customer data (including private shareholder information), or proprietary information, cause the Fund, the investment manager, and/or their service providers (including, but not limited to, Fund accountants, custodians, sub-custodians, transfer agents and financial intermediaries) to suffer data breaches, data corruption or loss of operational functionality or prevent Fund investors from purchasing, redeeming or exchanging shares

or receiving distributions. The investment manager has limited ability to prevent or mitigate cybersecurity incidents affecting third party service providers, and such third party service providers may have limited indemnification obligations to the Fund or the investment manager. Cybersecurity incidents may result in financial losses to the Fund and its shareholders, and substantial costs may be incurred in an effort to prevent or mitigate future cybersecurity incidents. Issuers of securities in which the Fund invests are also subject to cybersecurity risks, and the value of these securities could decline if the issuers experience cybersecurity incidents.

Because technology is frequently changing, new ways to carry out cyber attacks are always developing. Therefore, there is a chance that some risks have not been identified or prepared for, or that an attack may not be detected, which puts limitations on the Fund's ability to plan for or respond to a cyber attack. Like other funds and business enterprises, the Fund, the investment manager, and their service providers are subject to the risk of cyber incidents occurring from time to time.

More detailed information about the Fund and its policies and risks can be found in the Fund's Statement of Additional Information (SAI).

A description of the Fund's policies and procedures regarding the release of portfolio holdings information is also available in the Fund's SAI. Portfolio holdings information can be viewed online at www.franklintempleton.com.

Management

Franklin Advisers, Inc. (Advisers), One Franklin Parkway, San Mateo, California 94403-1906, is the Fund's investment manager.

The Fund is managed by a team of dedicated professionals focused on investments in equity securities and common stocks with average dividend yields. The portfolio managers of the Fund are as follows:

Matthew D. Quinlan Senior Vice President of Advisers

Mr. Quinlan has been a portfolio manager of the Fund since 2011 and assumed duties of a lead portfolio manager in 2016. He has primary responsibility for the investments of the Fund. He has final authority over all aspects of the Fund's investment portfolio, including but not limited to, purchases and sales of individual securities, portfolio risk assessment, and the management of daily cash balances in accordance with anticipated investment management requirements. The degree to which he may perform these functions, and the nature of these functions, may change from time to time. He joined Franklin Templeton in 2005.

Alan E. Muschott, CFA Senior Vice President of Advisers

Mr. Muschott has been a portfolio manager of the Fund since 2005, providing research and advice on the purchases

and sales of individual securities, and portfolio risk assessment. He joined Franklin Templeton in 1998.

CFA® and Chartered Financial Analyst® are trademarks owned by CFA Institute.

The Fund's SAI provides additional information about portfolio manager compensation, other accounts that they manage and their ownership of Fund shares.

The Fund pays the Advisers a fee for managing the Fund's assets.

The Advisers has agreed to waive fees and/or reimburse operating expenses (excluding Rule 12b-1 fees, acquired fund fees and expenses, interest expense and certain non-routine expenses or costs, such as those relating to litigation, indemnification, reorganizations and liquidations) for the Fund so that the ratio of total annual fund operating expenses will not exceed 0.59% for each share class. The Advisers has also agreed to reduce its fees to reflect reduced services resulting from the Fund's investments in Franklin Templeton affiliated funds. These arrangements are expected to continue until April 30, 2026. During the terms, the fee waiver and expense reimbursement agreements may not be terminated or amended without approval of the board of trustees except to add series or classes, to reflect the extension of termination dates or to lower the waiver and expense limitation.

For the fiscal year ended December 31, 2024, the Fund paid the Advisers an effective management fee of 0.47% of the Fund's average net assets for investment management services.

A discussion regarding the basis for the board of trustees' approval of the Fund's investment management agreement is available in the Fund's report on Form N-CSR for the period ended June 30, 2024.

Manager of Managers Structure

The investment manager and the Trust have received an exemptive order from the SEC that allows the Fund to operate in a "manager of managers" structure whereby the investment manager can appoint and replace both wholly-owned and unaffiliated sub-advisors, and enter into, amend and terminate sub-advisory agreements with such sub-advisors, each subject to board approval but without obtaining prior shareholder approval (Manager of Managers Structure). The Fund will, however, inform shareholders of the hiring of any new sub-advisor within 90 days after the hiring. The SEC exemptive order provides the Fund with greater flexibility and efficiency and alleviates the need for the Fund to incur the expense and delays associated with obtaining shareholder approval of such sub-advisory agreements.

The use of the Manager of Managers Structure with respect to the Fund is subject to certain conditions that are set forth in the SEC exemptive order. Under the Manager of Managers Structure, the investment manager has the ultimate responsibility, subject to oversight by the Fund's board of trustees, to oversee sub-advisors and recommend their hiring, termination and replacement. The investment

FUND DETAILS

manager will also, subject to the review and approval of the Fund's board of trustees: set the Fund's overall investment strategy; evaluate, select and recommend sub-advisors to manage all or a portion of the Fund's assets; and implement procedures reasonably designed to ensure that each sub-advisor complies with the Fund's investment goal, policies and restrictions. Subject to review by the Fund's board of trustees, the investment manager will allocate and, when appropriate, reallocate the Fund's assets among sub-advisors and monitor and evaluate the sub-advisors' performance.

Financial Highlights

This table presents the financial performance of Fund shares for the past five years or since inception. The table shows certain information on a single Fund share basis (per share performance). It also shows some key Fund statistics, such as total return (past performance) and expense ratios. Total return represents the annual change in value of a share assuming reinvestment of dividends and capital gains. This information has been audited by PricewaterhouseCoopers LLP, an independent registered public accounting firm, whose report, along with the Fund's financial statements, are available on the Fund's website and are included in the Form N-CSR filed with the SEC covering the period ended December 31, 2024, which is available upon request.

FUND DETAILS

Franklin Growth and Income VIP Fund - Class 1

	Year Ended December 31,				
	2024	2023	2022	2021	2020
Per share operating performance (for a share outstanding throughout the year)					
Net asset value, beginning of year	\$6.73	\$6.64	\$15.23	\$13.33	\$17.20
Income from investment operations ^a :					
Net investment income ^b	0.14	0.14	0.16	0.25	0.31
Net realized and unrealized gains (losses)	1.08	0.45	(1.74)	3.03	(0.13)
Total from investment operations	1.22	0.59	(1.58)	3.28	0.18
Less distributions from:					
Net investment income	(0.18)	(0.16)	(0.48)	(0.39)	(0.63)
Net realized gains	(0.13)	(0.34)	(6.53)	(0.99)	(3.42)
Total distributions	(0.31)	(0.50)	(7.01)	(1.38)	(4.05)
Net asset value, end of year	\$7.64	\$6.73	\$6.64	\$15.23	\$13.33
Total return ^c	18.49%	9.18%	(6.60)%	25.59%	5.81%
Ratios to average net assets					
Expenses before waiver and payments by affiliates	0.74%	0.80%	0.75%	0.85%	0.83%
Expenses net of waiver and payments by affiliates	0.59%	0.59%	0.59% ^d	0.59% ^d	0.59% ^d
Net investment income	1.88%	2.18%	1.96%	1.71%	2.31%
Supplemental data					
Net assets, end of year (000's)	\$20,093	\$14,463	\$9,002	\$5,772	\$3,206
Portfolio turnover rate	32.59%	30.36%	30.16%	30.74%	33.46%

a. The amount shown for a share outstanding throughout the period may not correlate with the Statement of Operations in the annual report for the period due to the timing of sales and repurchases of the Fund's shares in relation to income earned and/or fluctuating fair value of the investments of the Fund.

b. Based on average daily shares outstanding.

c. Total return does not include fees, charges or expenses imposed by the variable annuity and life insurance contracts for which Franklin Templeton Variable Insurance Products Trust serves as an underlying investment vehicle.

d. Benefit of expense reduction rounds to less than 0.01%.

Franklin Growth and Income VIP Fund - Class 2

	Year Ended December 31,				
	2024	2023	2022	2021	2020
Per share operating performance (for a share outstanding throughout the year)					
Net asset value, beginning of year	\$6.31	\$6.25	\$14.76	\$12.97	\$16.84
Income from investment operations ^a :					
Net investment income ^b	0.11	0.12	0.14	0.20	0.27
Net realized and unrealized gains (losses)	1.00	0.42	(1.71)	2.94	(0.14)
Total from investment operations	1.11	0.54	(1.57)	3.14	0.13
Less distributions from:					
Net investment income	(0.16)	(0.14)	(0.41)	(0.36)	(0.58)
Net realized gains	(0.13)	(0.34)	(6.53)	(0.99)	(3.42)
Total distributions	(0.29)	(0.48)	(6.94)	(1.35)	(4.00)
Net asset value, end of year	\$7.13	\$6.31	\$6.25	\$14.76	\$12.97
Total return ^c	17.99%	8.98%	(6.81)%	25.24%	5.52%
Ratios to average net assets					
Expenses before waiver and payments by affiliates	1.00%	1.04%	0.99%	1.08%	1.08%
Expenses net of waiver and payments by affiliates	0.84%	0.84%	0.84% ^d	0.84% ^d	0.84% ^d
Net investment income	1.64%	1.93%	1.67%	1.44%	2.07%
Supplemental data					
Net assets, end of year (000's)	\$31,998	\$32,311	\$33,005	\$39,934	\$64,455
Portfolio turnover rate	32.59%	30.36%	30.16%	30.74%	33.46%

a. The amount shown for a share outstanding throughout the period may not correlate with the Statement of Operations in the annual report for the period due to the timing of sales and repurchases of the Fund's shares in relation to income earned and/or fluctuating fair value of the investments of the Fund.

b. Based on average daily shares outstanding.

c. Total return does not include fees, charges or expenses imposed by the variable annuity and life insurance contracts for which Franklin Templeton Variable Insurance Products Trust serves as an underlying investment vehicle.

d. Benefit of expense reduction rounds to less than 0.01%.

This page intentionally left blank

FRANKLIN INCOME VIP FUND

Investment Goal

The Fund's investment goal is to maximize income while maintaining prospects for capital appreciation.

Principal Investment Policies and Practices

Under normal market conditions, the Fund invests in a diversified portfolio of debt and equity securities. The Fund may shift its investments from one asset class to another based on the investment manager's analysis of the best opportunities for the Fund's portfolio in a given market.

The equity securities in which the Fund invests consist of common stock, including those with dividend yields the investment manager believes are attractive, convertibles and equity-linked notes. The Fund maintains the flexibility, based on economic conditions, to invest in securities of companies from a variety of industries but from time to time, based on economic conditions, the Fund may have significant investments in certain sectors, particularly healthcare, financials, information technology, energy and industrials.

An equity security represents a proportionate share, or right to acquire a proportionate share, of the ownership of a company; its value is based on the success or failure of the company's business, any income paid to stockholders, the value of its assets and general market conditions. Common stocks and preferred stocks, and securities convertible into common stocks, are examples of equity securities. Convertible securities generally are debt securities or preferred stock that may be converted into common stock after certain time periods or under certain circumstances. The Fund may invest in convertible securities without regard to the ratings assigned by the rating agencies.

Debt securities obligate the issuer to repay a loan of money at a future date and generally provide for the payment of interest on the amount borrowed to the bond or note holders. Debt securities include all varieties of fixed, floating and variable rate instruments including secured and unsecured bonds, bonds convertible into common stock, senior floating rate and term loans, mortgage-backed securities and other asset-backed securities, debentures, zero coupon bonds, notes, and short-term debt instruments. Bonds investments may include U.S. and foreign corporate debt, U.S. Treasuries and foreign government bonds. Debt securities tend to increase in value when interest rates decline and decrease in value when interest rates rise. Generally, lower-rated securities pay higher yields than more highly rated securities to compensate investors for the greater risk of default or of price fluctuations due to changes in the issuer's creditworthiness.

Under normal market conditions, the Fund currently expects to invest between 20% to 30% of its total assets in debt securities that are rated below investment grade (also known as "high yield" or "junk bonds") but may invest up to 35% of its assets in such securities. Securities rated in the top four ratings categories by at least one independent rating agency such as Standard & Poor's (S&P®) and Moody's Investors Service (Moody's) are considered investment grade. Securities rated Ba or lower by Moody's or BB or lower by S&P, or that are unrated but determined to be of comparable quality, are considered to be below investment grade. If, subsequent to its purchase a security is downgraded in rating or goes into default, the Fund will consider such events in its evaluation of the overall investment merits of that security but will not necessarily dispose of the security immediately.

The Fund may invest up to 20% of its assets in foreign securities, either directly or through depositary receipts, which are certificates typically issued by a bank or trust company that give their holders the right to receive securities issued by a foreign or a domestic company.

The Fund regularly uses a variety of equity-related derivatives and complex equity securities, which may include purchasing or selling call and put options on equity securities and equity security indices, futures on equity securities and equity indexes and options on equity index futures. The Fund also regularly invests in equity linked notes. The Fund may use such equity-related derivatives for various purposes including enhancing Fund returns, increasing liquidity, gaining exposure to particular instruments in more efficient or less expensive ways and/or hedging risks relating to changes in certain equity markets. In addition, the Fund may use interest rate-related derivatives, including interest rate swaps and interest rate and/or bond futures contracts (including U.S. Treasury futures contracts) for various purposes including enhancing Fund returns, increasing liquidity, gaining exposure to particular instruments in more efficient or less expensive ways and/or hedging risks relating to changes in interest rates. The Fund also may use currency-related derivatives, such as forward foreign currency exchange contracts, currency futures contracts, currency swaps and currency options to hedge (protect) against currency risks, and credit-related derivatives, such as credit default swaps and options on credit default swaps, to hedge (protect) against credit risks. The use of such derivative transactions may allow the Fund to obtain net long or net short exposures to selected markets, interest rates, countries or durations. The investment manager considers various factors, such as availability and cost, in deciding whether, when and to what extent to enter into derivative transactions.

A currency forward contract is an obligation to purchase or sell a specific foreign currency at an agreed exchange rate (price) at a future date, which is typically individually

FUND DETAILS

negotiated and privately traded by currency traders and their customers in the interbank market. A futures contract is a standard binding agreement to buy or sell a specified quantity of an underlying instrument or asset, such as a specific currency, at a specified price at a specified later date that trade on an exchange.

Swap agreements, such as interest rate, currency, inflation index and credit default swaps, are contracts between the Fund and another party (the swap counterparty) involving the exchange of payments on specified terms over periods ranging from a few days to multiple years. A swap agreement may be negotiated bilaterally and traded over-the-counter (OTC) between two parties (for an uncleared swap) or, in some instances, must be transacted through a futures commission merchant (FCM) and cleared through a clearinghouse that serves as a central counterparty (for a cleared swap). In a basic swap transaction, the Fund agrees with the swap counterparty to exchange the returns (or differentials in rates of return) and/or cash flows earned or realized on a particular "notional amount" of underlying instruments. The notional amount is the set amount selected by the parties as the basis on which to calculate the obligations that they have agreed to exchange. The parties typically do not actually exchange the notional amount. Instead, they agree to exchange the returns that would be earned or realized if the notional amount were invested in given instruments or at given interest rates.

For credit default swaps, the "buyer" of the credit default swap agreement is obligated to pay the "seller" a periodic stream of payments over the term of the agreement in return for a payment by the seller that is contingent upon the occurrence of a credit event with respect to an underlying reference debt obligation. The buyer of the credit default swap is purchasing the obligation of its counterparty to offset losses the buyer could experience if there was such a credit event. Generally, a credit event means bankruptcy, failure to timely pay interest or principal, obligation acceleration or default, or repudiation or restructuring of the reference debt obligation. The contingent payment by the seller generally is either the face amount of the reference debt obligation in exchange for the physical delivery of the reference debt obligation or a cash payment equal to the decrease in market value of the reference debt obligation following the occurrence of the credit event.

An interest rate swap is an agreement between two parties to exchange interest rate payment obligations. Typically, one rate is based on an interest rate fixed to maturity while the other is based on an interest rate that changes in accordance with changes in a designated benchmark (for example, SOFR, prime, commercial paper, or other benchmarks).

A currency swap is generally a contract between two parties to exchange one currency for another currency at the start of the contract and then exchange periodic floating or fixed rates during the term of the contract based upon the relative value differential between the two currencies. Unlike other types of swaps, currency swaps typically involve the delivery

of the entire principal (notional) amounts of the two currencies at the time the swap is entered into. At the end of the swap contract, the parties receive back the principal amounts of the two currencies.

A call option gives the purchaser of the option, upon payment of a premium, the right to buy, and the seller the obligation to sell, the underlying instrument at the exercise price. Conversely, a put option gives the purchaser of the option, upon payment of a premium, the right to sell, and the seller of the option the obligation to buy, the underlying instrument at the exercise price. For example, when the investment manager expects the price of a stock held by the Fund to decline in value, the Fund may also purchase put options that are expected to increase in value as the market price of the stock declines to hedge against such anticipated decline in value.

Equity-linked notes (ELNs) are hybrid derivative-type instruments that are specially designed to combine the characteristics of one or more reference securities (usually a single stock, a stock index or a basket of stocks (underlying securities)) and a related equity derivative, such as a put or call option, in a single note form. The Fund may engage in all types of ELNs, including those that: (1) provide for protection of the Fund's principal in exchange for limited participation in the appreciation of the underlying securities, and (2) do not provide for such protection and subject the Fund to the risk of loss of the Fund's principal investment. ELNs can provide the Fund with an efficient investment tool that may be less expensive than investing directly in the underlying securities and the related equity derivative.

Portfolio Selection

The Fund's investment manager searches for undervalued or out-of-favor securities it believes offer opportunities for income today and significant growth tomorrow. In analyzing both corporate debt and equity securities, the investment manager considers a variety of factors, including:

- a security's relative value based on such factors as anticipated cash flow, interest or dividend coverage, asset coverage, and earnings prospects;
- the experience and strength of the company's management;
- the company's changing financial condition and market recognition of the change;
- the company's sensitivity to changes in interest rates and business conditions; and
- the company's debt maturity schedules and borrowing requirements.

With respect to debt and equity securities in the utilities industry, the investment manager also considers the effects of the regulatory environment on utilities companies.

When choosing investments for the Fund, the investment manager applies a "bottom-up," value oriented, long-term approach, focusing on the market price of a company's securities relative to the investment manager's evaluation of

the company's long-term earnings, asset value and cash flow potential. The investment manager also considers a company's price/earnings ratio, profit margins and liquidation value, among other metrics. It generally performs independent analysis of the debt securities being considered for the Fund's portfolio, rather than relying principally on the ratings assigned by rating organizations.

Alongside traditional financial and economic analyses, the investment manager assesses the potential impacts of material environmental, social and governance (ESG) factors on a company, which the investment manager believes provide a measure of the company's sustainability. In analyzing ESG factors, the investment manager assesses whether a company's practices pose a material financial risk or opportunity. Consideration of ESG factors and risks is only one component of the investment manager's assessment of eligible investments and may not be a determinative factor in the investment manager's final decision on whether to invest in a security. In addition, the weight given to ESG factors may vary across types of investments, industries, regions and issuers and ESG factors and weights considered may change over time. The investment manager does not assess every investment for ESG factors and, when it does, not every ESG factor may be identified or evaluated.

Exclusion of Investment Manager from Commodity Pool Operator Definition

With respect to the Fund, the investment manager has claimed an exclusion from the definition of "commodity pool operator" (CPO) under the Commodity Exchange Act (CEA) and the rules of the Commodity Futures Trading Commission (CFTC) and, therefore, is not subject to CFTC registration or regulation as a CPO. In addition, with respect to the Fund, the investment manager is relying upon a related exclusion from the definition of "commodity trading advisor" (CTA) under the CEA and the rules of the CFTC.

The terms of the CPO exclusion require the Fund, among other things, to adhere to certain limits on its investments in commodity futures, commodity options and swaps, which in turn include non-deliverable currency forward contracts, as further described in the Fund's Statement of Additional Information (SAI). Because the investment manager and the Fund intend to comply with the terms of the CPO exclusion, the Fund may, in the future, need to adjust its investment strategies, consistent with its investment goal, to limit its investments in these types of instruments. The Fund is not intended as a vehicle for trading in the commodity futures, commodity options, or swaps markets. The CFTC has neither reviewed nor approved the investment manager's reliance on these exclusions, or the Fund, its investment strategies or this prospectus.

Temporary Investments

When the investment manager believes market or economic conditions are unfavorable for investors, the investment manager may invest up to 100% of the Fund's assets in a temporary defensive manner by holding all or a substantial

portion of its assets in cash, cash equivalents or other high quality short-term investments. Temporary defensive investments generally may include short-term U.S. government securities, high grade commercial paper, bank obligations, repurchase agreements, money market fund shares (including shares of an affiliated money market fund), and other money market instruments. The investment manager also may invest in these types of securities or hold cash while looking for suitable investment opportunities or to maintain liquidity. In these circumstances, the Fund may be unable to achieve its investment goal.

Principal Risks

Market: The market values of securities or other investments owned by the Fund will go up or down, sometimes rapidly or unpredictably. The Fund's investments may decline in value due to factors affecting individual issuers (such as the results of supply and demand), or sectors within the securities markets. The value of a security or other investment also may go up or down due to general market conditions that are not specifically related to a particular issuer, such as real or perceived adverse economic conditions, changes in interest rates or exchange rates, or adverse investor sentiment generally. Furthermore, events involving limited liquidity, defaults, non-performance or other adverse developments that affect one industry, such as the financial services industry, or concerns or rumors about any events of these kinds, have in the past and may in the future lead to market-wide liquidity problems, may spread to other industries, and could negatively affect the value and liquidity of the Fund's investments. In addition, unexpected events and their aftermaths, such as the spread of diseases; natural, environmental or man-made disasters; financial, political or social disruptions; terrorism and war; and other tragedies or catastrophes, can cause investor fear and panic, which can adversely affect the economies of many companies, sectors, nations, regions and the market in general, in ways that cannot necessarily be foreseen. During a general downturn in the securities markets, multiple asset classes may decline in value. When markets perform well, there can be no assurance that securities or other investments held by the Fund will participate in or otherwise benefit from the advance.

The long-term impact of the COVID-19 pandemic and its subsequent variants on economies, markets, industries and individual issuers is not known. The U.S. government and the Federal Reserve, as well as certain foreign governments and central banks, took extraordinary actions to support local and global economies and the financial markets in response to the COVID-19 pandemic. This and other government intervention into the economy and financial markets have resulted in a large expansion of government deficits and debt, the long-term consequences of which are not known.

The United States and various countries are currently involved in disputes over trade and other matters, which may

FUND DETAILS

result in tariffs, investment restrictions and other adverse impacts on affected companies and securities. Trade disputes may adversely affect the economies of the United States and its trading partners, as well as companies directly or indirectly affected and financial markets generally. For example, the United States has imposed tariffs and other trade barriers on Chinese exports, has restricted sales of certain categories of goods to China, and has established barriers to investments in China. The United States government has prohibited U.S. persons from investing in Chinese companies designated as related to the Chinese military. These and possible future restrictions could limit the Fund's opportunities for investment and require the sale of securities at a loss or make them illiquid. Moreover, the Chinese government is involved in a longstanding dispute with Taiwan that has included threats of invasion. If the political climate between the United States and China does not improve or continues to deteriorate, if China were to attempt unification of Taiwan by force, or if other geopolitical conflicts develop or get worse, economies, markets and individual securities may be severely affected both regionally and globally, and the value of the Fund's assets may go down.

Stock prices tend to go up and down more dramatically than those of debt securities. A slower-growth or recessionary economic environment could have an adverse effect on the prices of the various stocks held by the Fund.

Interest Rate: Interest rate changes can be sudden and unpredictable, and are influenced by a number of factors, including government policy, monetary policy, inflation expectations, perceptions of risk, and supply of and demand for bonds. Changes in government or central bank policy, including changes in tax policy or changes in a central bank's implementation of specific policy goals, may have a substantial impact on interest rates. There can be no guarantee that any particular government or central bank policy will be continued, discontinued or changed, nor that any such policy will have the desired effect on interest rates. Debt securities generally tend to lose market value when interest rates rise and increase in value when interest rates fall. A rise in interest rates also has the potential to cause investors to rapidly sell fixed income securities. A substantial increase in interest rates may also have an adverse impact on the liquidity of a debt security, especially those with longer maturities or durations. Securities with longer maturities or durations or lower coupons or that make little (or no) interest payments before maturity tend to be more sensitive to interest rate changes.

Credit: The Fund could lose money on a debt security if the issuer or borrower is unable or fails to meet its obligations, including failing to make interest payments and/or to repay principal when due. Changes in an issuer's financial strength, the market's perception of the issuer's financial strength or an issuer's or security's credit rating, which reflects a third party's assessment of the credit risk presented by a particular issuer or security, may affect debt securities' values. The Fund may incur substantial losses on debt securities that are inaccurately perceived to present a

different amount of credit risk by the market, the investment manager or the rating agencies than such securities actually do.

High-Yield Debt Instruments: High-yield debt instruments (including loans) and unrated instruments of similar credit quality (high-yield debt instruments or junk bonds) involve greater risk of a complete loss of the Fund's investment, or delays of interest and principal payments, than higher-quality debt instruments or loans. Issuers of high-yield debt instruments are not as strong financially as those issuing securities of higher credit quality. High-yield debt instruments are generally considered predominantly speculative by the applicable rating agencies as these issuers are more likely to encounter financial difficulties because they may be more highly leveraged, or because of other considerations. In addition, high yield debt instruments generally are more vulnerable to changes in the relevant economy, such as a recession or a sustained period of rising interest rates, that could affect their ability to make interest and principal payments when due. If an issuer stops making interest and/or principal payments, payments on the securities may never resume. These instruments may be worthless and the Fund could lose its entire investment.

The prices of high-yield debt instruments generally fluctuate more than higher-quality securities. Prices are especially sensitive to developments affecting the issuer's business or operations and to changes in the ratings assigned by rating agencies. In addition, the entire high-yield debt market can experience sudden and sharp price swings due to changes in economic conditions, stock market activity, large sustained sales by major investors, a high-profile default, or other factors. Prices of corporate high-yield debt instruments often are closely linked with the company's stock prices and typically rise and fall in response to factors that affect stock prices.

High-yield debt instruments are generally less liquid than higher-quality securities. Many of these instruments are not registered for sale under the federal securities laws and/or do not trade frequently. When they do trade, their prices may be significantly higher or lower than expected. At times, it may be difficult to sell these securities promptly at an acceptable price, which may limit the Fund's ability to sell securities in response to specific economic events or to meet redemption requests. As a result, certain high-yield debt instruments generally pose greater illiquidity and valuation risks.

Substantial declines in the prices of high-yield debt instruments can dramatically increase the yield of such instruments. The decline in market prices generally reflects an expectation that the issuer(s) may be at greater risk of defaulting on the obligation to pay interest and principal when due. Therefore, substantial increases in yield may reflect a greater risk by the Fund of losing some or part of its investment rather than reflecting any increase in income from the higher yield that the debt instrument may pay to the Fund on its investment.

Income: The Fund's distributions to shareholders may decline when prevailing interest rates fall, when dividend income from investments in stocks decline, when the Fund experiences defaults on debt securities it holds or when the Fund realizes a loss upon the sale of a debt security. The Fund's income generally declines during periods of falling benchmark interest rates because the Fund must reinvest the proceeds it receives from existing investments (upon their maturity, prepayment, amortization, sale, call, or buy-back) at a lower rate of interest or return.

Focus: To the extent that the Fund focuses on particular countries, regions, industries, sectors or types of investments from time to time, the Fund may be subject to greater risks of adverse developments in such areas of focus than a fund that invests in a wider variety of countries, regions, industries, sectors or investments.

Healthcare companies: The activities of healthcare companies may be funded or subsidized by federal and state governments. If government funding and subsidies are reduced or discontinued, the profitability of these companies could be adversely affected. Healthcare companies may also be affected by government policies on healthcare reimbursements, regulatory approval for new drugs and medical products, and similar matters. They are also subject to legislative risk, i.e., the risks associated with the reform of the healthcare system through legislation.

Financial services companies: Financial services companies are subject to extensive government regulation that may affect their profitability in many ways, including by limiting the amount and types of loans and other commitments they can make, and the interest rates and fees they can charge. A financial services company's profitability, and therefore its stock prices, is especially sensitive to interest rate changes as well as the ability of borrowers to repay their loans. Changing regulations, continuing consolidations, and development of new products and structures all are likely to have a significant impact on financial services companies.

Information technology companies: Companies operating within information technology related industries may be affected by worldwide technological developments, the success of their products and services (which may be outdated quickly), anticipated products or services that are delayed or cancelled, and investor perception of the company and/or its products or services. These companies typically face intense competition and potentially rapid product obsolescence. They may also have limited product lines, markets, financial resources or personnel. Technology companies are also heavily dependent on intellectual property rights and may be adversely affected by loss or impairment of those rights. There can be no assurance these companies will be able to successfully protect their intellectual property to prevent the misappropriation of their technology, or that competitors will not develop technology that is substantially similar or superior to such companies' technology. These companies typically engage in significant amounts of spending on research and development, and

there is no guarantee that the products or services produced by these companies will be successful. Technology companies are also potential targets for cyberattacks, which can have a materially adverse impact on the performance of these companies. The customers and/or suppliers of technology companies may be concentrated in a particular country, region or industry. Any adverse event affecting one of these countries, regions or industries could have a negative impact on these companies.

Energy companies: Companies that are involved in oil or gas exploration, production, refining or marketing, or any combination of the above are greatly affected by the prices and supplies of raw materials such as oil or gas. The earnings and dividends of energy companies can fluctuate significantly as a result of international economics, politics and regulation.

Industrials companies: The stock prices of companies in the industrials sector are affected by supply and demand both for their specific product or service and for industrials sector products in general. Companies in the industrials sector may be adversely affected by changes in government regulation, world events and economic conditions. In addition, these companies are at risk for environmental damage and product liability claims. Companies in this sector could be adversely affected by commodity price volatility, changes in exchange rates, imposition of export or import controls, increased competition, depletion of resources, technological developments and labor relations.

Equity-Linked Notes (ELNs): Investments in ELNs often have risks similar to their underlying securities or index, which could include management risk, market risk and, as applicable, foreign securities and currency risks. In addition, since ELNs are in note form, ELNs are also subject to certain debt securities risks, such as interest rate and credit risks. Should the prices of the underlying securities or index move in an unexpected manner, the Fund may not achieve the anticipated benefits of an investment in an ELN, and may realize losses, which could be significant and could include the Fund's entire principal investment. An investment in an ELN is also subject to counterparty risk, which is the risk that the issuer of the ELN will default or become bankrupt and the Fund will have difficulty being repaid, or fail to be repaid, the principal amount of, or income from, its investment. Investments in ELNs are also subject to liquidity risk, which may make ELNs difficult to sell and value. In addition, ELNs may exhibit price behavior that does not correlate with their underlying securities, index or a fixed-income investment.

Foreign Securities (non-U.S.): Investing in foreign securities typically involves more risks than investing in U.S. securities, including risks related to currency exchange rates and policies, country or government specific issues, less favorable trading practices or regulation and greater price volatility. Certain of these risks also may apply to securities of U.S. companies with significant foreign operations.

Currency exchange rates: Foreign securities may be issued and traded in foreign currencies. As a result, their market

FUND DETAILS

values in U.S. dollars may be affected by changes in exchange rates between such foreign currencies and the U.S. dollar, as well as between currencies of countries other than the U.S. For example, if the value of the U.S. dollar goes up compared to a foreign currency, an investment traded in that foreign currency will go down in value because it will be worth fewer U.S. dollars. The Fund accrues additional expenses when engaging in currency exchange transactions, and valuation of the Fund's foreign securities may be subject to greater risk because both the currency (relative to the U.S. dollar) and the security must be considered.

Currency management strategies: Currency management strategies may substantially change the Fund's exposure to currency exchange rates and could result in losses to the Fund if currencies do not perform as the investment manager expects. In addition, currency management strategies, to the extent that they reduce the Fund's exposure to currency risks, also reduce the Fund's ability to benefit from favorable changes in currency exchange rates. There is no assurance that the use of currency management strategies will benefit the Fund or that they will be, or can be, used at appropriate times. Furthermore, there may not be perfect correlation between the amount of exposure to a particular currency and the amount of securities in the Fund's portfolio denominated in that currency. Investing in foreign currencies for purposes of gaining from projected changes in exchange rates, as opposed to hedging currency risks applicable to the Fund's holdings, further increases the Fund's exposure to foreign investment losses.

Political and economic developments: The political, economic and social policies or structures of some foreign countries may be less stable and more volatile than those in the United States. Investments in these countries may be subject to greater risks of internal and external conflicts, expropriation, nationalization of assets, foreign exchange controls (such as suspension of the ability to transfer currency from a given country), restrictions on removal of assets, political or social instability, military action or unrest, diplomatic developments, currency devaluations, foreign ownership limitations, and substantial, punitive or confiscatory tax increases. It is possible that a government may take over the assets or operations of a company or impose restrictions on the exchange or export of currency or other assets. Some countries also may have different legal systems that may make it difficult or expensive for the Fund to vote proxies, exercise shareholder rights, and pursue legal remedies with respect to its foreign investments. Diplomatic and political developments could affect the economies, industries, and securities and currency markets of the countries in which the Fund is invested. These developments include rapid and adverse political changes; social instability; regional conflicts; sanctions imposed by the United States, other nations or other governmental entities, including supranational entities; terrorism; and war. In addition, such developments could contribute to the devaluation of a country's currency, a downgrade in the credit ratings of issuers in such country, or a decline in the

value and liquidity of securities of issuers in that country. An imposition of sanctions upon, or other government actions impacting, certain issuers in a country could result in (i) an immediate freeze of that issuer's securities, impairing the ability of the Fund to buy, sell, receive or deliver those securities or (ii) other limitations on the Fund's ability to invest or hold such securities. These factors would affect the value of the Fund's investments and are extremely difficult, if not impossible, to predict and take into account with respect to the Fund's investments.

Trading practices: Brokerage commissions, withholding taxes, custodial fees, and other fees generally are higher in foreign markets. The policies and procedures followed by foreign stock exchanges, currency markets, trading systems and brokers may differ from those applicable in the United States, with possibly negative consequences to the Fund. The procedures and rules governing foreign trading, settlement and custody (holding of the Fund's assets) also may result in losses or delays in payment, delivery or recovery of money or other property. Foreign government supervision and regulation of foreign securities and currency markets and trading systems may be less than or different from government supervision in the United States, and may increase the Fund's regulatory and compliance burden and/or decrease the Fund's investor rights and protections.

Availability of information: Foreign issuers may not be subject to the same disclosure, accounting, auditing and financial reporting standards and practices as U.S. issuers. Thus, there may be less information publicly available about foreign issuers than about most U.S. issuers. In addition, information provided by foreign issuers may be less timely or less reliable than information provided by U.S. issuers.

Limited markets: Certain foreign securities may be less liquid (harder to sell) and their prices may be more volatile than many U.S. securities. Illiquidity tends to be greater, and valuation of the Fund's foreign securities may be more difficult, due to the infrequent trading and/or delayed reporting of quotes and sales.

Regional: Adverse conditions in a certain region or country can adversely affect securities of issuers in other countries whose economies appear to be unrelated. To the extent that the Fund invests a significant portion of its assets in a specific geographic region or a particular country, the Fund will generally have more exposure to the risks affecting that specific geographic region or country. In the event of economic or political turmoil or a deterioration of diplomatic relations in a region or country where a substantial portion of the Fund's assets are invested, the Fund may experience substantial illiquidity or reduction in the value of the Fund's investments.

Mortgage Securities and Asset-Backed Securities:

Mortgage securities differ from conventional debt securities because principal is paid back over the life of the security rather than at maturity. The Fund may receive unscheduled prepayments of principal due to voluntary prepayments, refinancing or foreclosure on the underlying mortgage loans. To the Fund this means a loss of anticipated interest, and a

portion of its principal investment represented by any premium the Fund may have paid. Mortgage prepayments generally increase when interest rates fall. Because of prepayments, mortgage securities may be less effective than some other types of debt securities as a means of "locking in" long-term interest rates and may have less potential for capital appreciation during periods of falling interest rates. When the Fund reinvests the prepayments of principal it receives, it may receive a rate of interest that is lower than the rate on the existing security.

Mortgage securities also are subject to extension risk. An unexpected rise in interest rates could reduce the rate of prepayments on mortgage securities and extend their life. This could cause the price of the mortgage securities and the Fund's share price to fall and would make the mortgage securities more sensitive to interest rate changes.

Since September 2008, the Federal Housing Finance Agency (FHFA), an agency of the U.S. government, has acted as the conservator to operate Fannie Mae and Freddie Mac until they are stabilized. It is unclear how long the conservatorship will last or what effect this conservatorship will have on the securities issued or guaranteed by Fannie Mae or Freddie Mac for the long-term.

Although the mortgage-backed securities that are delivered in TBA transactions must meet certain standards, there is a risk that the actual securities received by the Fund may be less favorable than what was anticipated when entering into the transaction. TBA transactions also involve the risk that a counterparty will fail to deliver the security, exposing the Fund to losses. Whether or not the Fund takes delivery of the securities at the termination date of a TBA transaction, it will nonetheless be exposed to changes in the value of the underlying investments during the term of the agreement.

Issuers of asset-backed securities may have limited ability to enforce the security interest in the underlying assets, and credit enhancements provided to support the securities, if any, may be inadequate to protect investors in the event of default. Like mortgage securities, asset-backed securities are subject to repayment and extension risks.

Convertible Securities: A convertible security is generally a debt obligation, preferred stock or other security that pays interest or dividends and may be converted by the holder within a specified period of time into common stock. The value of convertible securities may rise and fall with the market value of the underlying stock or, like a debt security, vary with changes in interest rates and the credit quality of the issuer. A convertible security tends to perform more like a stock when the underlying stock price is high relative to the conversion price (because more of the security's value resides in the option to convert) and more like a debt security when the underlying stock price is low relative to the conversion price (because the option to convert is less valuable). Because its value can be influenced by many different factors, a convertible security is not as sensitive to interest rate changes as a similar non-convertible debt security, and generally has less potential for gain or loss than the underlying stock.

Depository Receipts: Depository receipts are subject to many of the risks of the underlying security. For some depository receipts, the custodian or similar financial institution that holds the issuer's shares in a trust account is located in the issuer's home country. The Fund could be exposed to the credit risk of the custodian or financial institution, and in cases where the issuer's home country does not have developed financial markets, greater market risk. In addition, the depository institution may not have physical custody of the underlying securities at all times and may charge fees for various services, including forwarding dividends and interest and corporate actions. The Fund would be expected to pay a share of the additional fees, which it would not pay if investing directly in the foreign securities. The Fund may experience delays in receiving its dividend and interest payments or exercising rights as a shareholder. There may be an increased possibility of untimely responses to certain corporate actions of the issuer in an unsponsored depository receipt program. Accordingly, there may be less information available regarding issuers of securities underlying unsponsored programs and there may not be a correlation between this information and the market value of the depository receipts.

Management: The Fund is actively managed and could experience losses (realized and unrealized) if the investment manager's judgment about markets, interest rates or the attractiveness, relative values, liquidity, or potential appreciation of particular investments made for the Fund's portfolio prove to be incorrect. The Fund could also experience losses if there are imperfections, errors or limitations in the models, tools, and data used by the investment manager or if the investment manager's techniques or investment decisions do not produce the desired results. Additionally, legislative, regulatory, or tax developments may affect the investment techniques available to the investment manager in connection with managing the Fund and may also adversely affect the ability of the Fund to achieve its investment goal.

Value Style Investing: Value stock prices are considered "cheap" relative to the company's perceived value and are often out of favor with other investors. The investment manager may invest in such stocks if it believes the market may have overreacted to adverse developments or failed to appreciate positive changes. However, if other investors fail to recognize the company's value (and do not become buyers, or if they become sellers or favor investing in faster growing companies), value stocks may not increase in value as anticipated by the investment manager and may even decline in value.

Prepayment: Debt securities are subject to prepayment risk when the issuer can "call" the security, or repay principal, in whole or in part, prior to the security's maturity. When the Fund reinvests the prepayments of principal it receives, it may receive a rate of interest that is lower than the rate on the existing security, potentially lowering the Fund's income, yield and its distributions to shareholders. Securities subject to partial or complete prepayment(s) may offer less potential for gains during a declining interest rate environment and

have greater price volatility. Prepayment risk is greater in periods of falling interest rates for fixed-rate investments, and for floating or variable rate securities, rising interest rates generally increase the risk of refinancings or prepayments.

Derivative Instruments: The performance of derivative instruments depends largely on the performance of an underlying instrument, such as a currency, security, interest rate or index, and such instruments often have risks similar to the underlying instrument, in addition to other risks. Derivative instruments involve costs and can create economic leverage in the Fund's portfolio, which may result in significant volatility and cause the Fund to participate in losses (as well as gains) in an amount that significantly exceeds the Fund's initial investment. Other risks include illiquidity, mispricing or improper valuation of the derivative instrument, and imperfect correlation between the value of the derivative and the underlying instrument so that the Fund may not realize the intended benefits. Their successful use will usually depend on the investment manager's ability to accurately forecast movements in the market relating to the underlying instrument. Should a market or markets, or prices of particular classes of investments, move in an unexpected manner, especially in unusual or extreme market conditions, the Fund may not realize the anticipated benefits of the transaction, and it may realize losses, which could be significant. If the investment manager is not successful in using such derivative instruments, the Fund's performance may be worse than if the investment manager did not use such derivative instruments at all. When a derivative is used for hedging, the change in value of the derivative instrument also may not correlate specifically with the currency, security, interest rate index or other risk being hedged. There is also the risk, especially under extreme market conditions, that an instrument, which usually would operate as a hedge, provides no hedging benefits at all.

Use of these instruments could also result in a loss if the counterparty to the transaction does not perform as promised, including because of such counterparty's bankruptcy or insolvency. This risk is heightened with respect to over-the-counter (OTC) instruments, such as certain swap agreements, and may be greater during volatile market conditions. Other risks include the inability to close out a position because the trading market becomes illiquid (particularly in the OTC markets) or the availability of counterparties becomes limited for a period of time. In addition, the presence of speculators in a particular market could lead to price distortions. To the extent that the Fund is unable to close out a position because of market illiquidity, the Fund may not be able to prevent further losses of value in its derivatives holdings and the Fund's liquidity may be impaired. Some derivatives can be particularly sensitive to changes in interest rates or other market prices. Investors should bear in mind that, while the Fund intends to use derivative strategies on a regular basis, it is not obligated to actively engage in these transactions, generally or in any particular kind of derivative, if the investment manager elects not to do so due to availability, cost or other factors.

Many swaps currently are, and others eventually are expected to be, required to be cleared through a central counterparty. Central clearing is designed to reduce counterparty credit risk and increase liquidity compared to OTC swaps, but it does not eliminate those risks completely. With cleared swaps, there is also a risk of loss by the Fund of its initial and variation margin deposits in the event of bankruptcy of the futures commission merchant (FCM) with which the Fund has an open position, or the central counterparty in a swap contract. With cleared swaps, the Fund may not be able to obtain as favorable terms as it would be able to negotiate for a bilateral, uncleared swap. In addition, an FCM may unilaterally amend the terms of its agreement with the Fund, which may include the imposition of position limits or additional margin requirements with respect to the Fund's investment in certain types of swaps. The regulation of cleared and uncleared swaps, as well as other derivatives, is a rapidly changing area of law and is subject to modification by government and judicial action. In addition, the SEC, Commodity Futures Trading Commission (CFTC) and the exchanges are authorized to take extraordinary actions in the event of a market emergency. It is not possible to predict fully the effects of current or future regulation.

Certain types of derivatives require the Fund to post margin or collateral or otherwise maintain liquid assets in a manner that satisfies contractual undertakings and regulatory requirements. In order to satisfy margin or other requirements, the Fund may need to sell securities from its portfolio or exit positions at a time when it may be disadvantageous to do so.

The use of derivative strategies may also have a tax impact on the Fund. The timing and character of income, gains or losses from these strategies could impair the ability of the investment manager to use derivatives when it wishes to do so.

Liquidity: Liquidity risk exists when the markets for particular securities or types of securities or other investments are or become relatively illiquid so that the Fund is unable, or it becomes more difficult for the Fund, to sell the security or other investment at the price at which the Fund has valued the security. Illiquidity may result from political, economic or issuer specific events; supply/demand imbalances; changes in a specific market's size or structure, including the number of participants; or overall market disruptions. Securities or other investments with reduced liquidity or that become illiquid may involve greater risk than securities with more liquid markets. Market prices or quotations for illiquid securities may be volatile, and there may be large spreads between bid and ask prices. Reduced liquidity may have an adverse impact on market price and the Fund's ability to sell particular securities when necessary to meet the Fund's liquidity needs, which may arise or increase in response to a specific economic event or because the investment manager wishes to purchase particular investments or believes that a higher level of liquidity would be advantageous. An investment may become illiquid if the Fund and its affiliates receive material

non-public information about the issuer or the investment. To the extent that the Fund and its affiliates hold a significant portion of an issuer's outstanding securities, the Fund may be subject to greater liquidity risk than if the issuer's securities were more widely held.

ESG Considerations: ESG considerations are one of a number of factors that the investment manager examines when considering investments for the Fund's portfolio. In light of this, the issuers in which the Fund invests may not be considered ESG-focused issuers and may have lower or adverse ESG assessments. Consideration of ESG factors may affect the Fund's exposure to certain issuers or industries and may not work as intended. In addition, ESG considerations assessed as part of the Fund's investment process may vary across types of eligible investments and issuers. The investment manager does not assess every investment for ESG factors and, when it does, not every ESG factor may be identified or evaluated. The investment manager's assessment of an issuer's ESG factors is subjective and will likely differ from that of investors, third party service providers (e.g., ratings providers) and other funds. As a result, securities selected by the investment manager may not reflect the beliefs and values of any particular investor. The investment manager also may be dependent on the availability of timely, complete and accurate ESG data reported by issuers and/or third-party research providers, the timeliness, completeness and accuracy of which is out of the investment manager's control. ESG factors are often not uniformly measured or defined, which could impact the investment manager's ability to assess an issuer. While the investment manager views ESG considerations as having the potential to contribute to the Fund's long-term performance, there is no guarantee that such results will be achieved.

Cybersecurity: Cybersecurity incidents, both intentional and unintentional, may allow an unauthorized party to gain access to Fund assets, Fund or customer data (including private shareholder information), or proprietary information, cause the Fund, the investment manager, and/or their service providers (including, but not limited to, Fund accountants, custodians, sub-custodians, transfer agents and financial intermediaries) to suffer data breaches, data corruption or loss of operational functionality or prevent Fund investors from purchasing, redeeming or exchanging shares or receiving distributions. The investment manager has limited ability to prevent or mitigate cybersecurity incidents affecting third party service providers, and such third party service providers may have limited indemnification obligations to the Fund or the investment manager. Cybersecurity incidents may result in financial losses to the Fund and its shareholders, and substantial costs may be incurred in an effort to prevent or mitigate future cybersecurity incidents. Issuers of securities in which the Fund invests are also subject to cybersecurity risks, and the value of these securities could decline if the issuers experience cybersecurity incidents.

Because technology is frequently changing, new ways to carry out cyber attacks are always developing. Therefore,

there is a chance that some risks have not been identified or prepared for, or that an attack may not be detected, which puts limitations on the Fund's ability to plan for or respond to a cyber attack. Like other funds and business enterprises, the Fund, the investment manager, and their service providers are subject to the risk of cyber incidents occurring from time to time.

More detailed information about the Fund and its policies and risks can be found in the Fund's Statement of Additional Information (SAI).

A description of the Fund's policies and procedures regarding the release of portfolio holdings information is also available in the Fund's SAI. Portfolio holdings information can be viewed online at www.franklintempleton.com.

Management

Franklin Advisers, Inc. (Advisers), One Franklin Parkway, San Mateo, California 94403-1906, is the Fund's investment manager.

The Fund is managed by a team of dedicated professionals focused on investments in debt and equity securities. The portfolio managers of the Fund are as follows:

Edward D. Perks, CFA President and Director of Advisers

Mr. Perks has been a lead portfolio manager of the Fund since 2002. He has primary responsibility for the investments of the Fund. He has final authority over all aspects of the Fund's investment portfolio, including but not limited to, purchases and sales of individual securities, portfolio risk assessment, and the management of daily cash balances in accordance with anticipated investment management requirements. The degree to which he may perform these functions, and the nature of these functions, may change from time to time. He joined Franklin Templeton in 1992.

Brendan Circle, CFA Senior Vice President of Advisers

Mr. Circle has been a portfolio manager of the Fund since 2019, providing research and advice on the purchases and sales of individual securities and portfolio risk assessment. He joined Franklin Templeton in 2014.

Todd Brighton, CFA Senior Vice President of Advisers

Mr. Brighton has been a portfolio manager of the Fund since 2017, providing research and advice on the purchases and sales of individual securities, and portfolio risk assessment. He joined Franklin Templeton in 2000.

CFA® and Chartered Financial Analyst® are trademarks owned by CFA Institute.

The Fund's SAI provides additional information about portfolio manager compensation, other accounts that they manage and their ownership of Fund shares.

The Fund pays Advisers a fee for managing the Fund's assets.

FUND DETAILS

Advisers has agreed to reduce its fees to reflect reduced services resulting from the Fund's investments in Franklin Templeton affiliated funds.

For the fiscal year ended December 31, 2024, the Fund paid Advisers an effective management fee of 0.45% of the Fund's average net assets for investment management services.

A discussion regarding the basis for the board of trustees' approval of the Fund's investment management agreement is available in the Fund's report on Form N-CSR for the period ended June 30, 2024.

Manager of Managers Structure

The investment manager and the Trust have received an exemptive order from the SEC that allows the Fund to operate in a "manager of managers" structure whereby the investment manager can appoint and replace both wholly-owned and unaffiliated sub-advisors, and enter into, amend and terminate sub-advisory agreements with such sub-advisors, each subject to board approval but without obtaining prior shareholder approval (Manager of Managers Structure). The Fund will, however, inform shareholders of the hiring of any new sub-advisor within 90 days after the hiring. The SEC exemptive order provides the Fund with greater flexibility and efficiency and alleviates the need for the Fund to incur the expense and delays associated with obtaining shareholder approval of such sub-advisory agreements.

The use of the Manager of Managers Structure with respect to the Fund is subject to certain conditions that are set forth in the SEC exemptive order. Under the Manager of Managers Structure, the investment manager has the ultimate responsibility, subject to oversight by the Fund's board of trustees, to oversee sub-advisors and recommend their hiring, termination and replacement. The investment manager will also, subject to the review and approval of the Fund's board of trustees: set the Fund's overall investment strategy; evaluate, select and recommend sub-advisors to manage all or a portion of the Fund's assets; and implement procedures reasonably designed to ensure that each sub-advisor complies with the Fund's investment goal, policies and restrictions. Subject to review by the Fund's board of trustees, the investment manager will allocate and, when appropriate, reallocate the Fund's assets among sub-advisors and monitor and evaluate the sub-advisors' performance.

Financial Highlights

This table presents the financial performance of Fund shares for the past five years or since inception. The table shows certain information on a single Fund share basis (per share performance). It also shows some key Fund statistics, such as total return (past performance) and expense ratios. Total return represents the annual change in value of a share assuming reinvestment of dividends and capital gains. This information has been audited by PricewaterhouseCoopers LLP, an independent registered public accounting firm, whose report, along with the Fund's financial statements, are available on the Fund's website and are included in the Form N-CSR filed with the SEC covering the period ended December 31, 2024, which is available upon request.

FUND DETAILS

Franklin Income VIP Fund - Class 1

	Year Ended December 31,				
	2024	2023	2022	2021	2020
Per share operating performance (for a share outstanding throughout the year)					
Net asset value, beginning of year	\$14.91	\$15.39	\$17.47	\$15.65	\$16.52
Income from investment operations ^a :					
Net investment income ^b	0.65	0.64	0.62	0.53	0.59
Net realized and unrealized gains (losses)	0.42	0.64	(1.55)	2.09	(0.54)
Total from investment operations	1.07	1.28	(0.93)	2.62	0.05
Less distributions from:					
Net investment income	(0.80)	(0.82)	(0.83)	(0.80)	(0.91)
Net realized gains	(0.06)	(0.94)	(0.32)	—	(0.01)
Total distributions	(0.86)	(1.76)	(1.15)	(0.80)	(0.92)
Net asset value, end of year	\$15.12	\$14.91	\$15.39	\$17.47	\$15.65
Total return ^c	7.46%	8.87%	(5.24)%	17.00%	0.97%
Ratios to average net assets					
Expenses before waiver and payments by affiliates	0.47%	0.46%	0.45%	0.47%	0.47%
Expenses net of waiver and payments by affiliates	0.46%	0.46% ^{d,e}	0.45% ^{d,e}	0.47% ^{d,e}	0.46% ^e
Net investment income	4.28%	4.35%	3.82%	3.20%	3.96%
Supplemental data					
Net assets, end of year (000's)	\$308,491	\$291,326	\$220,272	\$243,732	\$306,641
Portfolio turnover rate	39.80%	34.98%	64.51%	39.27%	45.93%

a. The amount shown for a share outstanding throughout the period may not correlate with the Statement of Operations in the annual report for the period due to the timing of sales and repurchases of the Fund's shares in relation to income earned and/or fluctuating fair value of the investments of the Fund.

b. Based on average daily shares outstanding.

c. Total return does not include fees, charges or expenses imposed by the variable annuity and life insurance contracts for which Franklin Templeton Variable Insurance Products Trust serves as an underlying investment vehicle.

d. Benefit of waiver and payments by affiliates rounds to less than 0.01%.

e. Benefit of expense reduction rounds to less than 0.01%.

Franklin Income VIP Fund - Class 2

	Year Ended December 31,				
	2024	2023	2022	2021	2020
Per share operating performance (for a share outstanding throughout the year)					
Net asset value, beginning of year	\$14.20	\$14.73	\$16.76	\$15.04	\$15.91
Income from investment operations ^a :					
Net investment income ^b	0.58	0.58	0.55	0.47	0.53
Net realized and unrealized gains (losses)	0.41	0.61	(1.48)	2.02	(0.53)
Total from investment operations	0.99	1.19	(0.93)	2.49	—
Less distributions from:					
Net investment income	(0.77)	(0.78)	(0.78)	(0.77)	(0.86)
Net realized gains	(0.06)	(0.94)	(0.32)	—	(0.01)
Total distributions	(0.83)	(1.72)	(1.10)	(0.77)	(0.87)
Net asset value, end of year	\$14.36	\$14.20	\$14.73	\$16.76	\$15.04
Total return ^c	7.20%	8.62%	(5.47)%	16.75%	0.69%
Ratios to average net assets					
Expenses before waiver and payments by affiliates	0.72%	0.71%	0.70%	0.72%	0.72%
Expenses net of waiver and payments by affiliates	0.71%	0.71% ^{d,e}	0.70% ^{d,e}	0.72% ^{d,e}	0.71% ^e
Net investment income	4.03%	4.09%	3.56%	2.95%	3.73%
Supplemental data					
Net assets, end of year (000's)	\$2,463,454	\$2,546,077	\$2,545,382	\$3,026,228	\$3,852,709
Portfolio turnover rate	39.80%	34.98%	64.51%	39.27%	45.93%

a. The amount shown for a share outstanding throughout the period may not correlate with the Statement of Operations in the annual report for the period due to the timing of sales and repurchases of the Fund's shares in relation to income earned and/or fluctuating fair value of the investments of the Fund.

b. Based on average daily shares outstanding.

c. Total return does not include fees, charges or expenses imposed by the variable annuity and life insurance contracts for which Franklin Templeton Variable Insurance Products Trust serves as an underlying investment vehicle.

d. Benefit of waiver and payments by affiliates rounds to less than 0.01%.

e. Benefit of expense reduction rounds to less than 0.01%.

FUND DETAILS

Franklin Income VIP Fund - Class 4

	Year Ended December 31,				
	2024	2023	2022	2021	2020
Per share operating performance (for a share outstanding throughout the year)					
Net asset value, beginning of year	\$14.67	\$15.16	\$17.23	\$15.45	\$16.32
Income from investment operations ^a :					
Net investment income ^b	0.58	0.58	0.55	0.46	0.53
Net realized and unrealized gains (losses)	0.42	0.64	(1.53)	2.07	(0.54)
Total from investment operations	1.00	1.22	(0.98)	2.53	(0.01)
Less distributions from:					
Net investment income	(0.75)	(0.77)	(0.77)	(0.75)	(0.85)
Net realized gains	(0.06)	(0.94)	(0.32)	—	(0.01)
Total distributions	(0.81)	(1.71)	(1.09)	(0.75)	(0.86)
Net asset value, end of year	\$14.86	\$14.67	\$15.16	\$17.23	\$15.45
Total return ^c	7.08%	8.55%	(5.59)%	16.59%	0.58%
Ratios to average net assets					
Expenses before waiver and payments by affiliates	0.82%	0.81%	0.80%	0.82%	0.82%
Expenses net of waiver and payments by affiliates	0.81%	0.81% ^{d,e}	0.80% ^{d,e}	0.82% ^{d,e}	0.81% ^e
Net investment income	3.92%	3.99%	3.49%	2.82%	3.62%
Supplemental data					
Net assets, end of year (000's)	\$370,279	\$352,794	\$325,205	\$333,522	\$302,474
Portfolio turnover rate	39.80%	34.98%	64.51%	39.27%	45.93%

a. The amount shown for a share outstanding throughout the period may not correlate with the Statement of Operations in the annual report for the period due to the timing of sales and repurchases of the Fund's shares in relation to income earned and/or fluctuating fair value of the investments of the Fund.

b. Based on average daily shares outstanding.

c. Total return does not include fees, charges or expenses imposed by the variable annuity and life insurance contracts for which Franklin Templeton Variable Insurance Products Trust serves as an underlying investment vehicle.

d. Benefit of waiver and payments by affiliates rounds to less than 0.01%.

e. Benefit of expense reduction rounds to less than 0.01%.

FRANKLIN LARGE CAP GROWTH VIP FUND

Investment Goal

The Fund's investment goal is capital appreciation.

Principal Investment Policies and Practices

Under normal market conditions, the Fund invests at least 80% of its net assets in investments of large-capitalization (large-cap) companies. Shareholders will be given at least 60 days' advance notice of any change to this 80% policy. For this Fund, large-cap companies are those with market capitalization values (share price multiplied by the number of common stock shares outstanding) within those of the top 50% of companies in the Russell 1000® Index, at the time of purchase. The Russell 1000® Index consists of the 1,000 largest companies in the Russell 3000® Index, which represents approximately 90% of the U.S. market. As of its most recently available reconstitution, the market capitalizations of companies in the Russell 1000® Index ranged from approximately \$464.5 million to \$3,394.6 billion, and the median market capitalization was approximately \$13.8 billion. The index is reconstituted annually.

Under normal market conditions, the Fund invests predominantly in equity securities, mostly common stock. The Fund may also invest up to 20% of its net assets in investments of small to mid capitalization companies and a small portion of its net assets in foreign securities. Although the Fund seeks investments across a number of sectors, it may from time to time, based on economic conditions, have substantial positions in the information technology, healthcare and consumer discretionary sectors.

Growth companies in which the Fund may invest include those that the investment manager expects to have revenue growth in excess of the economy as a whole either through above-average industry expansion or market share gains or are trading at valuations that the investment manager believes are attractive relative to their growth rates. These may include companies that generally dominate, or are gaining market share in, their industry and have a reputation for quality management, and superior products and services.

An equity security represents a proportionate share of the ownership of a company; its value is based on the success or failure of the company's business, any income paid to stockholders, the value of its assets and general market conditions. Common stocks and preferred stocks are examples of equity securities.

Portfolio Selection

The investment manager is a research driven, fundamental investor, pursuing a growth strategy. As a "bottom-up" investor focusing primarily on individual securities, the

investment manager seeks companies that have identifiable drivers of future earnings growth and that present, in the investment manager's opinion, the best trade-off between that potential earnings growth, business and financial risk and valuation. The investment manager relies on a team of analysts to help provide in-depth industry expertise and uses both qualitative and quantitative analysis to evaluate companies for distinct, sustainable and competitive advantages likely to lead to growth in earnings and/or share price. Competitive advantages such as a particular product niche, proven technology, sound financial profits and records or strong management are all factors the investment manager believes may contribute to growth in earnings or share price.

Alongside traditional financial and economic analyses, the investment manager assesses the potential impacts of material environmental, social and governance (ESG) factors on a company, which the investment manager believes provide a measure of the company's sustainability. In analyzing ESG factors, the investment manager assesses whether a company's practices pose a material financial risk or opportunity. Consideration of ESG factors and risks is only one component of the investment manager's assessment of eligible investments and may not be a determinative factor in the investment manager's final decision on whether to invest in a security. In addition, the weight given to ESG factors may vary across types of investments, industries, regions and issuers and ESG factors and weights considered may change over time. In certain circumstances, there may be times when not every investment is assessed for ESG factors and, when they are, not every ESG factor may be identified or evaluated.

Exclusion of Investment Manager from Commodity Pool Operator Definition

With respect to the Fund, the investment manager has claimed an exclusion from the definition of "commodity pool operator" (CPO) under the Commodity Exchange Act (CEA) and the rules of the Commodity Futures Trading Commission (CFTC) and, therefore, is not subject to CFTC registration or regulation as a CPO. In addition, with respect to the Fund, the investment manager is relying upon a related exclusion from the definition of "commodity trading advisor" (CTA) under the CEA and the rules of the CFTC.

The terms of the CPO exclusion require the Fund, among other things, to adhere to certain limits on its investments in commodity futures, commodity options and swaps, which in turn include non-deliverable currency forward contracts, as further described in the Fund's Statement of Additional Information (SAI). Because the investment manager and the Fund intend to comply with the terms of the CPO exclusion, the Fund may, in the future, need to adjust its investment strategies, consistent with its investment goal, to limit its investments in these types of instruments. The Fund is not

FUND DETAILS

intended as a vehicle for trading in the commodity futures, commodity options, or swaps markets. The CFTC has neither reviewed nor approved the investment manager's reliance on these exclusions, or the Fund, its investment strategies or this prospectus.

Temporary Investments

When the investment manager believes market or economic conditions are unfavorable for investors, the investment manager may invest up to 100% of the Fund's assets in a temporary defensive manner by holding all or a substantial portion of its assets in cash, cash equivalents or other high quality short-term investments. Temporary defensive investments generally may include short-term U.S. government securities, high grade commercial paper, bank obligations, repurchase agreements, money market fund shares (including shares of an affiliated money market fund), and other money market instruments. The investment manager also may invest in these types of securities or hold cash while looking for suitable investment opportunities or to maintain liquidity. In these circumstances, the Fund may be unable to achieve its investment goal.

Principal Risks

Market: The market values of securities or other investments owned by the Fund will go up or down, sometimes rapidly or unpredictably. The Fund's investments may decline in value due to factors affecting individual issuers (such as the results of supply and demand), or sectors within the securities markets. The value of a security or other investment also may go up or down due to general market conditions that are not specifically related to a particular issuer, such as real or perceived adverse economic conditions, changes in interest rates or exchange rates, or adverse investor sentiment generally. Furthermore, events involving limited liquidity, defaults, non-performance or other adverse developments that affect one industry, such as the financial services industry, or concerns or rumors about any events of these kinds, have in the past and may in the future lead to market-wide liquidity problems, may spread to other industries, and could negatively affect the value and liquidity of the Fund's investments. In addition, unexpected events and their aftermaths, such as the spread of diseases; natural, environmental or man-made disasters; financial, political or social disruptions; terrorism and war; and other tragedies or catastrophes, can cause investor fear and panic, which can adversely affect the economies of many companies, sectors, nations, regions and the market in general, in ways that cannot necessarily be foreseen. During a general downturn in the securities markets, multiple asset classes may decline in value. When markets perform well, there can be no assurance that securities or other investments held by the Fund will participate in or otherwise benefit from the advance.

The long-term impact of the COVID-19 pandemic and its subsequent variants on economies, markets, industries and

individual issuers is not known. The U.S. government and the Federal Reserve, as well as certain foreign governments and central banks, took extraordinary actions to support local and global economies and the financial markets in response to the COVID-19 pandemic. This and other government intervention into the economy and financial markets have resulted in a large expansion of government deficits and debt, the long-term consequences of which are not known.

The United States and various countries are currently involved in disputes over trade and other matters, which may result in tariffs, investment restrictions and other adverse impacts on affected companies and securities. Trade disputes may adversely affect the economies of the United States and its trading partners, as well as companies directly or indirectly affected and financial markets generally. For example, the United States has imposed tariffs and other trade barriers on Chinese exports, has restricted sales of certain categories of goods to China, and has established barriers to investments in China. The United States government has prohibited U.S. persons from investing in Chinese companies designated as related to the Chinese military. These and possible future restrictions could limit the Fund's opportunities for investment and require the sale of securities at a loss or make them illiquid. Moreover, the Chinese government is involved in a longstanding dispute with Taiwan that has included threats of invasion. If the political climate between the United States and China does not improve or continues to deteriorate, if China were to attempt unification of Taiwan by force, or if other geopolitical conflicts develop or get worse, economies, markets and individual securities may be severely affected both regionally and globally, and the value of the Fund's assets may go down.

Stock prices tend to go up and down more dramatically than those of debt securities. A slower-growth or recessionary economic environment could have an adverse effect on the prices of the various stocks held by the Fund.

Growth Style Investing: Growth stock prices reflect projections of future earnings or revenues, and can, therefore, fall dramatically if the company fails to meet those projections. Growth stocks may be more expensive relative to their current earnings or assets compared to value or other stocks, and if earnings growth expectations moderate, their valuations may return to more typical norms, causing their stock prices to fall. Prices of these companies' securities may be more volatile than other securities, particularly over the short term. In addition, investment styles can go in and out of favor, which could cause additional volatility in the prices of the Fund's portfolio holdings.

Focus: To the extent that the Fund focuses on particular countries, regions, industries, sectors or types of investments from time to time, the Fund may be subject to greater risks of adverse developments in such areas of focus than a fund that invests in a wider variety of countries, regions, industries, sectors or investments.

Information technology companies: Companies in the information technology sector have historically been volatile due to the rapid pace of product change and development within the sector. For example, their products and services may not prove commercially successful or may become obsolete quickly. In addition, delays in or cancellation of the release of anticipated products or services may also affect the price of an information technology company's stock. Information technology companies are subject to significant competitive pressures, such as new market entrants, aggressive pricing and tight profit margins. The activities of these companies may also be adversely affected by changes in government regulations, worldwide technological developments or investor perception of a company and/or its products or services. The stock prices of companies operating within this sector may be subject to abrupt or erratic movements.

Healthcare companies: The activities of healthcare companies may be funded or subsidized by federal and state governments. If government funding and subsidies are reduced or discontinued, the profitability of these companies could be adversely affected. Healthcare companies may also be affected by government policies on healthcare reimbursements, regulatory approval for new drugs and medical products, and similar matters. They are also subject to legislative risk, i.e., the risks associated with the reform of the healthcare system through legislation.

Consumer discretionary companies: Companies in the consumer discretionary sector could be affected by, among other things, overall economic conditions, interest rates, consumer confidence, and disposable income.

Small and Mid Capitalization Companies: While small and mid capitalization companies may offer substantial opportunities for capital growth, they also may involve more risks than larger companies. Historically, securities issued by small and mid capitalization companies have been more volatile in price than securities that are issued by larger companies, especially over the short term. Among the reasons for the greater price volatility are the less certain growth prospects of small and mid capitalization companies, the lower degree of liquidity in the markets for such securities, and the greater sensitivity of small and mid capitalization companies to changing economic conditions.

In addition, small and mid capitalization companies may lack depth of management, be unable to generate funds necessary for growth or development, have limited product lines or be developing or marketing new products or services for which markets are not yet established and may never become established. Small and mid capitalization companies may be particularly affected by interest rate increases, as they may find it more difficult to borrow money to continue or expand operations, or may have difficulty in repaying loans, particularly those with floating interest rates.

Foreign Securities (non-U.S.): Investing in foreign securities typically involves more risks than investing in U.S. securities. Certain of these risks also may apply to securities of U.S. companies with significant foreign operations. These

risks can increase the potential for investment loss in the Fund and may include, among others, currency risks (such as fluctuations in currency exchange rates and currency devaluations); country risks (such as political, diplomatic, or regional conflicts, terrorism or war, social and economic instability, and internal or external policies or economic sanctions limiting or restricting foreign investment, the movement of assets or other economic activity); and risks associated with the state of a country's financial markets and legal institutions. Other foreign securities risks may include unfavorable trading, settlement or custodial practices, unfavorable tax policies, less government supervision, less publicly available information, less stringent investor protection standards, limited legal redress for violations of law, limited trading markets and greater illiquidity and greater price volatility.

Management: The Fund is actively managed and could experience losses (realized and unrealized) if the investment manager's judgment about markets, interest rates or the attractiveness, relative values, liquidity, or potential appreciation of particular investments made for the Fund's portfolio prove to be incorrect. The Fund could also experience losses if there are imperfections, errors or limitations in the models, tools, and data used by the investment manager or if the investment manager's techniques or investment decisions do not produce the desired results. Additionally, legislative, regulatory, or tax developments may affect the investment techniques available to the investment manager in connection with managing the Fund and may also adversely affect the ability of the Fund to achieve its investment goal.

ESG Considerations: ESG considerations are one of a number of factors that the investment manager examines when considering investments for the Fund's portfolio. In light of this, the issuers in which the Fund invests may not be considered ESG-focused issuers and may have lower or adverse ESG assessments. Consideration of ESG factors may affect the Fund's exposure to certain issuers or industries and may not work as intended. In addition, ESG considerations assessed as part of the Fund's investment process may vary across types of eligible investments and issuers. In certain circumstances, there may be times when not every investment is assessed for ESG factors and, when they are, not every ESG factor may be identified or evaluated. The investment manager's assessment of an issuer's ESG factors is subjective and will likely differ from that of investors, third party service providers (e.g., ratings providers) and other funds. As a result, securities selected by the investment manager may not reflect the beliefs and values of any particular investor. The investment manager also may be dependent on the availability of timely, complete and accurate ESG data reported by issuers and/or third-party research providers, the timeliness, completeness and accuracy of which is out of the investment manager's control. ESG factors are often not uniformly measured or defined, which could impact the investment manager's ability to assess an issuer. While the investment manager views ESG considerations as having the potential to contribute to

FUND DETAILS

the Fund's long-term performance, there is no guarantee that such results will be achieved.

Cybersecurity: Cybersecurity incidents, both intentional and unintentional, may allow an unauthorized party to gain access to Fund assets, Fund or customer data (including private shareholder information), or proprietary information, cause the Fund, the investment manager, and/or their service providers (including, but not limited to, Fund accountants, custodians, sub-custodians, transfer agents and financial intermediaries) to suffer data breaches, data corruption or loss of operational functionality or prevent Fund investors from purchasing, redeeming or exchanging shares or receiving distributions. The investment manager has limited ability to prevent or mitigate cybersecurity incidents affecting third party service providers, and such third party service providers may have limited indemnification obligations to the Fund or the investment manager. Cybersecurity incidents may result in financial losses to the Fund and its shareholders, and substantial costs may be incurred in an effort to prevent or mitigate future cybersecurity incidents. Issuers of securities in which the Fund invests are also subject to cybersecurity risks, and the value of these securities could decline if the issuers experience cybersecurity incidents.

Because technology is frequently changing, new ways to carry out cyber attacks are always developing. Therefore, there is a chance that some risks have not been identified or prepared for, or that an attack may not be detected, which puts limitations on the Fund's ability to plan for or respond to a cyber attack. Like other funds and business enterprises, the Fund, the investment manager, and their service providers are subject to the risk of cyber incidents occurring from time to time.

More detailed information about the Fund and its policies and risks can be found in the Fund's Statement of Additional Information (SAI).

A description of the Fund's policies and procedures regarding the release of portfolio holdings information is also available in the Fund's SAI. Portfolio holdings information can be viewed online at www.franklintempleton.com.

Management

Franklin Advisers, Inc. (Advisers), One Franklin Parkway, San Mateo, California 94403-1906, is the Fund's investment manager.

The Fund is managed by a team of dedicated professionals focused on investments in large capitalization growth companies. The portfolio managers of the Fund are as follows:

Grant Bowers Senior Vice President of Advisers

Mr. Bowers has been the lead portfolio manager of the Fund since 2014. He has primary responsibility for the investments of the Fund. He has final authority over all aspects of the Fund's investment portfolio, including but not

limited to, purchases and sales of individual securities, portfolio risk assessment, and the management of daily cash balances in accordance with anticipated investment management requirements. The degree to which he may perform these functions, and the nature of these functions, may change from time to time. He joined Franklin Templeton in 1993.

Sara Araghi, CFA Research Analyst of Advisers

Ms. Araghi has been a portfolio manager of the Fund since 2016, providing research and advice on the purchases and sales of individual securities, and portfolio risk assessment. She joined Franklin Templeton in 2003.

Anthony Hardy, CFA Portfolio Manager of Advisers

Mr. Hardy has been a portfolio manager of the Fund since September 2024. He joined Franklin Templeton in 2015.

CFA® and Chartered Financial Analyst® are trademarks owned by CFA Institute.

The Fund's SAI provides additional information about portfolio manager compensation, other accounts that they manage and their ownership of Fund shares.

The Fund pays Advisers a fee for managing the Fund's assets.

Advisers has agreed to reduce its fees to reflect reduced services resulting from the Fund's investments in Franklin Templeton affiliated funds.

For the fiscal year ended December 31, 2024, the Fund paid Advisers an effective management fee of 0.75% of the Fund's average net assets for investment management services.

A discussion regarding the basis for the board of trustees' approval of the Fund's investment management agreement is available in the Fund's report on Form N-CSR for the period ended June 30, 2024.

Manager of Managers Structure

The investment manager and the Trust have received an exemptive order from the SEC that allows the Fund to operate in a "manager of managers" structure whereby the investment manager can appoint and replace both wholly-owned and unaffiliated sub-advisors, and enter into, amend and terminate sub-advisory agreements with such sub-advisors, each subject to board approval but without obtaining prior shareholder approval (Manager of Managers Structure). The Fund will, however, inform shareholders of the hiring of any new sub-advisor within 90 days after the hiring. The SEC exemptive order provides the Fund with greater flexibility and efficiency and alleviates the need for the Fund to incur the expense and delays associated with obtaining shareholder approval of such sub-advisory agreements.

The use of the Manager of Managers Structure with respect to the Fund is subject to certain conditions that are set forth in the SEC exemptive order. Under the Manager of Managers Structure, the investment manager has the ultimate responsibility, subject to oversight by the Fund's board of trustees, to oversee sub-advisors and recommend

their hiring, termination and replacement. The investment manager will also, subject to the review and approval of the Fund's board of trustees: set the Fund's overall investment strategy; evaluate, select and recommend sub-advisors to manage all or a portion of the Fund's assets; and implement procedures reasonably designed to ensure that each sub-advisor complies with the Fund's investment goal, policies and restrictions. Subject to review by the Fund's board of trustees, the investment manager will allocate and, when appropriate, reallocate the Fund's assets among sub-advisors and monitor and evaluate the sub-advisors' performance.

Financial Highlights

This table presents the financial performance of Fund shares for the past five years or since inception. The table shows certain information on a single Fund share basis (per share performance). It also shows some key Fund statistics, such as total return (past performance) and expense ratios. Total return represents the annual change in value of a share assuming reinvestment of dividends and capital gains. This information has been audited by PricewaterhouseCoopers LLP, an independent registered public accounting firm, whose report, along with the Fund's financial statements, are available on the Fund's website and are included in the Form N-CSR filed with the SEC covering the period ended December 31, 2024, which is available upon request.

Franklin Large Cap Growth VIP Fund - Class 1

	Year Ended December 31,				
	2024	2023	2022	2021	2020
Per share operating performance (for a share outstanding throughout the year)					
Net asset value, beginning of year	\$19.71	\$14.39	\$30.30	\$29.78	\$22.73
Income from investment operations ^a :					
Net investment (loss) ^b	(0.08)	(0.04)	(0.04)	(0.10)	(0.09)
Net realized and unrealized gains (losses)	5.22	5.84	(10.79)	4.39	9.54
Total from investment operations	5.14	5.80	(10.83)	4.29	9.45
Less distributions from:					
Net realized gains	(2.34)	(0.48)	(5.08)	(3.77)	(2.40)
Net asset value, end of year	\$22.51	\$19.71	\$14.39	\$30.30	\$29.78
Total return ^c	26.67%	40.71%	(36.36)%	15.56%	44.98%
Ratios to average net assets					
Expenses ^d	0.82%	0.83% ^e	0.82% ^e	0.84% ^e	0.84% ^e
Net investment (loss)	(0.36)%	(0.22)%	(0.21)%	(0.32)%	(0.36)%
Supplemental data					
Net assets, end of year (000's)	\$7,723	\$4,628	\$3,353	\$5,387	\$4,606
Portfolio turnover rate	17.17%	26.29%	14.74%	14.98%	14.90%

a. The amount shown for a share outstanding throughout the period may not correlate with the Statement of Operations in the annual report for the period due to the timing of sales and repurchases of the Fund's shares in relation to income earned and/or fluctuating fair value of the investments of the Fund.

b. Based on average daily shares outstanding.

c. Total return does not include fees, charges or expenses imposed by the variable annuity and life insurance contracts for which Franklin Templeton Variable Insurance Products Trust serves as an underlying investment vehicle.

d. Benefit of waiver and payments by affiliates rounds to less than 0.01%.

e. Benefit of expense reduction rounds to less than 0.01%.

FUND DETAILS

Franklin Large Cap Growth VIP Fund - Class 2

	Year Ended December 31,				
	2024	2023	2022	2021	2020
Per share operating performance (for a share outstanding throughout the year)					
Net asset value, beginning of year	\$18.38	\$13.47	\$28.93	\$28.65	\$22.00
Income from investment operations ^a :					
Net investment (loss) ^b	(0.12)	(0.07)	(0.08)	(0.16)	(0.14)
Net realized and unrealized gains (losses)	4.84	5.46	(10.30)	4.21	9.19
Total from investment operations	4.72	5.39	(10.38)	4.05	9.05
Less distributions from:					
Net realized gains	(2.34)	(0.48)	(5.08)	(3.77)	(2.40)
Net asset value, end of year	\$20.76	\$18.38	\$13.47	\$28.93	\$28.65
Total return ^c	26.30%	40.44%	(36.54)%	15.28%	44.63%
Ratios to average net assets					
Expenses ^d	1.07%	1.08% ^e	1.07% ^e	1.09% ^e	1.09% ^e
Net investment (loss)	(0.62)%	(0.46)%	(0.46)%	(0.57)%	(0.58)%
Supplemental data					
Net assets, end of year (000's)	\$90,952	\$88,146	\$75,005	\$128,584	\$131,001
Portfolio turnover rate	17.17%	26.29%	14.74%	14.98%	14.90%

a. The amount shown for a share outstanding throughout the period may not correlate with the Statement of Operations in the annual report for the period due to the timing of sales and repurchases of the Fund's shares in relation to income earned and/or fluctuating fair value of the investments of the Fund.

b. Based on average daily shares outstanding.

c. Total return does not include fees, charges or expenses imposed by the variable annuity and life insurance contracts for which Franklin Templeton Variable Insurance Products Trust serves as an underlying investment vehicle.

d. Benefit of waiver and payments by affiliates rounds to less than 0.01%.

e. Benefit of expense reduction rounds to less than 0.01%.

FRANKLIN MUTUAL GLOBAL DISCOVERY VIP FUND

Investment Goal

The Fund's investment goal is capital appreciation.

Principal Investment Policies and Practices

Under normal market conditions, the Fund invests primarily in equity securities (including securities convertible into, or that the investment manager expects to be exchanged for, common or preferred stock) of U.S. and foreign companies that the investment manager believes are available at market prices less than their value based on certain recognized or objective criteria (fundamental value). The equity securities in which the Fund invests are primarily common stock. Following this value-oriented strategy, the Fund invests primarily in:

- **Undervalued Securities** - Securities trading at a discount to fundamental value.

And, to a lesser extent, the Fund also invests in:

- **Merger Arbitrage Securities** - Securities of companies involved in restructurings (such as mergers, acquisitions, consolidations, liquidations, spin-offs, or tender or exchange offers) or that the investment manager believes are cheap relative to an economically equivalent security of another or the same company.
- **Distressed Companies** - Securities of companies that are, or are about to be, involved in reorganizations, financial restructurings, or bankruptcy.

An equity security represents a proportionate share of the ownership of a company; its value is based on the success or failure of the company's business, any income paid to stockholders, the value of its assets and general market conditions. Common stocks and preferred stocks, and securities convertible into common stocks are examples of equity securities. The Fund may invest in convertible securities without regard to the ratings assigned by the rating services.

In pursuit of its value-oriented strategy, the Fund is not limited to pre-set maximums or minimums governing the size of the companies in which it may invest. However, as a general rule, the Fund currently invests the equity portion of its portfolio predominantly in mid- and large-capitalization companies, with the remaining portion of its equity portfolio in smaller companies. For these purposes, mid- and large-capitalization companies are considered to be those with market capitalization values (share price multiplied by the number of shares of common stock outstanding) greater than \$5 billion.

While the Fund does not concentrate in any one industry, from time to time, based on economic conditions, it may make significant investments in certain sectors, such as the financial services and healthcare sectors.

While the Fund generally purchases securities for investment purposes, the investment manager may seek to influence or control management, or invest in other companies that do so, when the investment manager believes the Fund may benefit.

The Fund may invest substantially and potentially up to 100% of its assets in foreign securities, which may include sovereign debt and participations in foreign government debt. Depending on market conditions, the Fund's investments in foreign securities may fluctuate, but the Fund generally invests at least 30% of its assets in foreign securities or other investments that provide exposure to foreign securities. The Fund presently does not intend to invest more than a portion (no more than 25%) of its assets in securities of issuers located in emerging market countries.

The Fund's investments in Distressed Companies typically involve the purchase of bank debt, lower-rated or defaulted debt securities, comparable unrated debt securities, trade claims or other indebtedness (or participations in the indebtedness) of such companies. Such other indebtedness generally represents a specific commercial loan or portion of a loan made to a company by a financial institution such as a bank. Loan participations represent fractional interests in a company's indebtedness and are generally made available by banks or other institutional investors. By purchasing all or a part of a company's direct indebtedness, the Fund, in effect, steps into the shoes of the lender. If the loan is secured, the Fund will have a priority claim to the assets of the company ahead of unsecured creditors and stockholders. The Fund generally makes such investments to achieve capital appreciation, in addition to generating income.

For purposes of pursuing its investment goal, the Fund regularly enters into currency-related transactions involving certain currency-related derivative instruments, including currency forwards and currency futures contracts (including currency index futures contracts). The use of derivative currency transactions may allow the Fund to obtain net long or net negative (short) exposure to selected currencies. The Fund may also enter into various other transactions involving equity-related derivatives, including put and call options on equity securities and equity total return swap agreements; and credit-related derivatives, including credit default swaps. The use of these derivative transactions may allow the Fund to obtain net long or net negative (short) exposures to selected countries, currencies or issuers.

The Fund may use any of the above currency techniques or other derivative transactions for the purposes of enhancing Fund returns, increasing liquidity, gaining exposure to

FUND DETAILS

particular instruments in more efficient or less expensive ways and/or hedging risks relating to changes in currency exchange rates, market prices and other market factors. By way of example, when the investment manager believes that the value of a particular foreign currency is expected to increase compared to the U.S. dollar, the Fund could enter into a forward contract to purchase that foreign currency at a future date. If at such future date the value of the foreign currency exceeds the then current amount of U.S. dollars to be paid by the Fund under the contract, the Fund will recognize a gain. When used for hedging purposes, a forward contract or other derivative instrument could be used to protect against possible declines in a currency's value where a security held or to be purchased by the Fund is denominated in that currency.

A currency forward contract is an obligation to purchase or sell a specific foreign currency in exchange for another currency, which may be U.S. dollars, at an agreed exchange rate (price) at a future date. Currency forwards are typically individually negotiated and privately traded by currency traders and their customers in the interbank market.

A futures contract is a standard binding agreement that trades on an exchange to buy or sell a specified quantity of an underlying instrument or asset at a specified price at a specified later date. A "sale" of a futures contract means the acquisition of a contractual obligation to deliver the underlying instrument called for by the contract at a specified price on a specified date. A "purchase" of a futures contract means the acquisition of a contractual obligation to acquire a specified quantity of the underlying instrument called for by the contract at a specified price on a specified date. The purchase or sale of a futures contract will allow the Fund to increase or decrease its exposure to the underlying instrument or asset. Although most futures contracts used by the Fund allow for a cash payment of the net gain or loss on the contract at maturity in lieu of delivery of the underlying instruments, some require the actual delivery or acquisition of the underlying instrument or asset. The Fund may buy and sell futures contracts that trade on U.S. and foreign exchanges.

Swap agreements, such as credit default swaps and total return swaps, are contracts between the Fund and another party (the swap counterparty) involving the exchange of payments on specified terms over periods ranging from a few days to multiple years. A swap agreement may be negotiated bilaterally and traded over-the-counter (OTC) between the two parties (for an uncleared swap) or, in some instances, must be transacted through a futures commission merchant (FCM) and cleared through a clearinghouse that serves as a central counterparty (for a cleared swap). In a basic swap transaction, the Fund agrees with the swap counterparty to exchange the returns (or differentials in rates of return) and/or cash flows earned or realized on a particular "notional amount" of underlying instruments. The notional amount is the set amount selected by the parties as the basis on which to calculate the obligations that they have agreed to exchange. The parties typically do not actually exchange the notional amount. Instead, they agree to

exchange the returns that would be earned or realized if the notional amount were invested in given instruments or at given interest rates.

For credit default swaps, the "buyer" of the credit default swap agreement is obligated to pay the "seller" a periodic stream of payments over the term of the agreement in return for a payment by the seller that is contingent upon the occurrence of a credit event with respect to an underlying reference debt obligation. A buyer of the credit default swap is purchasing the obligation of its counterparty to offset losses the buyer could experience if there was such a credit event. Generally, a credit event means bankruptcy, failure to timely pay interest or principal, obligation acceleration or default, or repudiation or restructuring of the reference debt obligation. The contingent payment by the seller generally is either the face amount of the reference debt obligation in exchange for the physical delivery of the reference debt obligation or a cash payment equal to the decrease in market value of the reference debt obligation following the occurrence of the credit event.

A total return swap is an agreement between two parties, pursuant to which one pays (and the other receives) an amount equal to the total return (including, typically, income and capital gains distributions, principal prepayment or credit) of an underlying reference asset (e.g., a note, bond or other security, group of securities or securities index) in exchange for a regular payment, at a floating rate based on SOFR, or alternatively at a fixed rate or the total rate of return on another financial instrument. The Fund may take either position in a total return swap (i.e., the Fund may receive or pay the total return on the underlying reference asset).

A call option gives the purchaser of the option, upon payment of a premium, the right to buy, and the seller the obligation to sell, the underlying instrument at the exercise price. Conversely, a put option gives the purchaser of the option, upon payment of a premium, the right to sell, and the seller of the option the obligation to buy, the underlying instrument at the exercise price.

The investment manager considers various factors, such as availability and cost, in deciding whether to use a particular derivative instrument or strategy. Moreover, investors should bear in mind that the Fund is not obligated to actively engage in any derivative transactions.

The Fund may also engage from time to time in an "arbitrage" strategy. When engaging in an arbitrage strategy, the Fund typically buys one security while at the same time selling short another security. The Fund generally buys the security that the investment manager believes is either cheap relative to the price of the other security or otherwise undervalued, and sells short the security that the investment manager believes is either expensive relative to the price of the other security or otherwise overvalued. In doing so, the Fund attempts to profit from a perceived relationship between the values of the two securities. The Fund generally engages in an arbitrage strategy in connection with an

announced corporate restructuring, such as a merger, acquisition or tender offer, or other corporate action or event.

Portfolio Selection

The investment manager employs a research driven, fundamental value strategy for the Fund. In choosing equity investments, the investment manager focuses on the market price of a company's securities relative to the investment manager's own evaluation of the company's fundamental value, including an analysis of cash flow potential, long-term earnings, multiples of earnings, cash flow, and book value. Similarly, debt securities and other indebtedness, including loan participations, are generally selected based on the investment manager's own analysis of the security's fundamental value rather than the coupon rate or rating of the security. The investment manager examines each investment separately and there are no set criteria as to specific value parameters, asset size, earnings or industry type. The investment manager may consider sustainability issues, including environmental, social, governance (ESG) factors alongside traditional financial measures to provide a more comprehensive view of the value, risk and return potential of an investment. ESG factors may include, but are not limited to, emissions, energy and waste management, labor practices and relations, exposure to potential regulatory changes, and corporate governance. The investment manager's fundamental research analysts, using their industry expertise, evaluate which factors the investment manager believes to be material to the investment and incorporate both the risks and opportunities of these factors into their fundamental valuation. The weight given to consideration of any factor will vary depending on the analyst's assessment of both the potential materiality and probability of that factor, and will only be one component of any investment decision. In addition, ESG factors considered may change over time. The investment manager does not assess every investment for ESG factors and, when it does, not every ESG factor may be identified or evaluated. For example, the investment manager's assessment of investments in special situations investments, notably merger arbitrage and distressed debt, generally does not include analysis of ESG factors.

Exclusion of Investment Manager from Commodity Pool Operator Definition

With respect to the Fund, the investment manager has claimed an exclusion from the definition of "commodity pool operator" (CPO) under the Commodity Exchange Act (CEA) and the rules of the Commodity Futures Trading Commission (CFTC) and, therefore, is not subject to CFTC registration or regulation as a CPO. In addition, with respect to the Fund, the investment manager is relying upon a related exclusion from the definition of "commodity trading advisor" (CTA) under the CEA and the rules of the CFTC.

The terms of the CPO exclusion require the Fund, among other things, to adhere to certain limits on its investments in commodity futures, commodity options and swaps, which in turn include non-deliverable currency forward contracts, as

further described in the Fund's Statement of Additional Information (SAI). Because the investment manager and the Fund intend to comply with the terms of the CPO exclusion, the Fund may, in the future, need to adjust its investment strategies, consistent with its investment goal, to limit its investments in these types of instruments. The Fund is not intended as a vehicle for trading in the commodity futures, commodity options, or swaps markets. The CFTC has neither reviewed nor approved the investment manager's reliance on these exclusions, or the Fund, its investment strategies or this prospectus.

Temporary Investments

The investment manager may keep a portion, which may be significant at times, of the Fund's assets in cash or invested in high-quality short-term, money market instruments, corporate debt, or direct or indirect U.S. and non-U.S. government and agency obligations, when it believes that insufficient investment opportunities meeting the Fund's investment criteria exist or that it may otherwise be necessary to maintain liquidity. For example, when prevailing market valuations for securities are high, there may be fewer securities available at prices below their fundamental value. In addition, when the investment manager believes market or economic conditions are unfavorable for investors or seeks to maintain liquidity, the investment manager may invest up to 100% of the Fund's assets in U.S. or non-U.S. dollar denominated short-term investments, including cash or cash equivalents. In these circumstances, the Fund may be unable to pursue its investment goals.

Principal Risks

Market: The market values of securities or other investments owned by the Fund will go up or down, sometimes rapidly or unpredictably. The Fund's investments may decline in value due to factors affecting individual issuers (such as the results of supply and demand), or sectors within the securities markets. The value of a security or other investment also may go up or down due to general market conditions that are not specifically related to a particular issuer, such as real or perceived adverse economic conditions, changes in interest rates or exchange rates, or adverse investor sentiment generally. Furthermore, events involving limited liquidity, defaults, non-performance or other adverse developments that affect one industry, such as the financial services industry, or concerns or rumors about any events of these kinds, have in the past and may in the future lead to market-wide liquidity problems, may spread to other industries, and could negatively affect the value and liquidity of the Fund's investments. In addition, unexpected events and their aftermaths, such as the spread of diseases; natural, environmental or man-made disasters; financial, political or social disruptions; terrorism and war; and other tragedies or catastrophes, can cause investor fear and panic, which can adversely affect the economies of many companies, sectors, nations, regions and the market

FUND DETAILS

in general, in ways that cannot necessarily be foreseen. During a general downturn in the securities markets, multiple asset classes may decline in value. When markets perform well, there can be no assurance that securities or other investments held by the Fund will participate in or otherwise benefit from the advance.

The long-term impact of the COVID-19 pandemic and its subsequent variants on economies, markets, industries and individual issuers is not known. The U.S. government and the Federal Reserve, as well as certain foreign governments and central banks, took extraordinary actions to support local and global economies and the financial markets in response to the COVID-19 pandemic. This and other government intervention into the economy and financial markets have resulted in a large expansion of government deficits and debt, the long-term consequences of which are not known.

The United States and various countries are currently involved in disputes over trade and other matters, which may result in tariffs, investment restrictions and other adverse impacts on affected companies and securities. Trade disputes may adversely affect the economies of the United States and its trading partners, as well as companies directly or indirectly affected and financial markets generally. For example, the United States has imposed tariffs and other trade barriers on Chinese exports, has restricted sales of certain categories of goods to China, and has established barriers to investments in China. The United States government has prohibited U.S. persons from investing in Chinese companies designated as related to the Chinese military. These and possible future restrictions could limit the Fund's opportunities for investment and require the sale of securities at a loss or make them illiquid. Moreover, the Chinese government is involved in a longstanding dispute with Taiwan that has included threats of invasion. If the political climate between the United States and China does not improve or continues to deteriorate, if China were to attempt unification of Taiwan by force, or if other geopolitical conflicts develop or get worse, economies, markets and individual securities may be severely affected both regionally and globally, and the value of the Fund's assets may go down.

Stock prices tend to go up and down more dramatically than those of debt securities. A slower-growth or recessionary economic environment could have an adverse effect on the prices of the various stocks held by the Fund.

Value Style Investing

Value securities may not increase in price as anticipated by the investment manager, and may even decline further in value, if other investors fail to recognize the company's value, or favor investing in faster-growing companies, or if the events or factors that the investment manager believes will increase a security's market value do not occur.

The Fund's bargain-driven focus may result in the Fund choosing securities that are not widely followed by other investors. Securities that are considered "cheaply" priced

also may include those of companies reporting poor earnings, companies whose share prices have declined sharply (such as growth companies that have recently stumbled to levels considered "cheap" in the investment manager's opinion), turnarounds, cyclical companies, or companies emerging from bankruptcy. All of these securities may have a higher risk of being ignored or rejected, and therefore undervalued, by the market, or decreasing further in value.

Foreign Securities (non-U.S.): Investing in foreign securities, including sovereign debt securities, typically involves more risks than investing in U.S. securities, including risks related to currency exchange rates and policies, country or government specific issues, less favorable trading practices or regulation and greater price volatility. Certain of these risks also may apply to securities of U.S. companies with significant foreign operations.

Currency exchange rates: Foreign securities may be issued and traded in foreign currencies. As a result, their market values in U.S. dollars may be affected by changes in exchange rates between such foreign currencies and the U.S. dollar, as well as between currencies of countries other than the U.S. For example, if the value of the U.S. dollar goes up compared to a foreign currency, an investment traded in that foreign currency will go down in value because it will be worth fewer U.S. dollars. The Fund accrues additional expenses when engaging in currency exchange transactions, and valuation of the Fund's foreign securities may be subject to greater risk because both the currency (relative to the U.S. dollar) and the security must be considered.

Currency management strategies: Currency management strategies may substantially change the Fund's exposure to currency exchange rates and could result in losses to the Fund if currencies do not perform as the investment manager expects. In addition, currency management strategies, to the extent that they reduce the Fund's exposure to currency risks, also reduce the Fund's ability to benefit from favorable changes in currency exchange rates. There is no assurance that the investment manager's use of currency management strategies will benefit the Fund or that they will be, or can be, used at appropriate times. Furthermore, there may not be perfect correlation between the amount of exposure to a particular currency and the amount of securities in the Fund's portfolio denominated in that currency. Investing in foreign currencies for purposes of gaining from projected changes in exchange rates, as opposed to hedging currency risks applicable to the Fund's holdings, further increases the Fund's exposure to foreign investment losses.

Political and economic developments: The political, economic and social policies or structures of some foreign countries may be less stable and more volatile than those in the United States. Investments in these countries may be subject to greater risks of internal and external conflicts, expropriation, nationalization of assets, foreign exchange controls (such as suspension of the ability to transfer

currency from a given country), restrictions on removal of assets, political or social instability, military action or unrest, diplomatic developments, currency devaluations, foreign ownership limitations, and substantial, punitive or confiscatory tax increases. It is possible that a government may take over the assets or operations of a company or impose restrictions on the exchange or export of currency or other assets. Some countries also may have different legal systems that may make it difficult or expensive for the Fund to vote proxies, exercise shareholder rights, and pursue legal remedies with respect to its foreign investments. Diplomatic and political developments could affect the economies, industries, and securities and currency markets of the countries in which the Fund is invested. These developments include rapid and adverse political changes; social instability; regional conflicts; sanctions imposed by the United States, other nations or other governmental entities, including supranational entities; terrorism; and war. In addition, such developments could contribute to the devaluation of a country's currency, a downgrade in the credit ratings of issuers in such country, or a decline in the value and liquidity of securities of issuers in that country. An imposition of sanctions upon, or other government actions impacting, certain issuers in a country could result in (i) an immediate freeze of that issuer's securities, impairing the ability of the Fund to buy, sell, receive or deliver those securities or (ii) other limitations on the Fund's ability to invest or hold such securities. These factors would affect the value of the Fund's investments and are extremely difficult, if not impossible, to predict and take into account with respect to the Fund's investments.

Trading practices: Brokerage commissions, withholding taxes, custodial fees, and other fees generally are higher in foreign markets. The policies and procedures followed by foreign stock exchanges, currency markets, trading systems and brokers may differ from those applicable in the United States, with possibly negative consequences to the Fund. The procedures and rules governing foreign trading, settlement and custody (holding of the Fund's assets) also may result in losses or delays in payment, delivery or recovery of money or other property. Foreign government supervision and regulation of foreign securities and currency markets and trading systems may be less than or different from government supervision in the United States, and may increase the Fund's regulatory and compliance burden and/or decrease the Fund's investor rights and protections.

Availability of information: Foreign issuers may not be subject to the same disclosure, accounting, auditing and financial reporting standards and practices as U.S. issuers. Thus, there may be less information publicly available about foreign issuers than about most U.S. issuers. In addition, information provided by foreign issuers may be less timely or less reliable than information provided by U.S. issuers.

Limited markets: Certain foreign securities may be less liquid (harder to sell) and their prices may be more volatile than many U.S. securities. Illiquidity tends to be greater, and valuation of the Fund's foreign securities may be more

difficult, due to the infrequent trading and/or delayed reporting of quotes and sales.

Regional: Adverse conditions in a certain region or country can adversely affect securities of issuers in other countries whose economies appear to be unrelated. To the extent that the Fund invests a significant portion of its assets in a specific geographic region or a particular country, the Fund will generally have more exposure to the risks affecting that specific geographic region or country. In the event of economic or political turmoil or a deterioration of diplomatic relations in a region or country where a substantial portion of the Fund's assets are invested, the Fund may experience substantial illiquidity or reduction in the value of the Fund's investments.

The risk of investments in Europe may be heightened due to the current uncertainty concerning the economic consequences of Russia's military invasion of Ukraine in February 2022, which has increased market volatility.

Focus: To the extent that the Fund focuses on particular countries, regions, industries, sectors or types of investments from time to time, the Fund may be subject to greater risks of adverse developments in such areas of focus than a fund that invests in a wider variety of countries, regions, industries, sectors or investments.

Financial services companies: Financial services companies are subject to extensive government regulation that may affect their profitability in many ways, including by limiting the amount and types of loans and other commitments they can make, and the interest rates and fees they can charge. A financial services company's profitability, and therefore its stock prices, is especially sensitive to interest rate changes as well as the ability of borrowers to repay their loans. Changing regulations, continuing consolidations, and development of new products and structures all are likely to have a significant impact on financial services companies.

Healthcare companies: The activities of healthcare companies may be funded or subsidized by federal and state governments. If government funding and subsidies are reduced or discontinued, the profitability of these companies could be adversely affected. Healthcare companies may also be affected by government policies on healthcare reimbursements, regulatory approval for new drugs and medical products, and similar matters. They are also subject to legislative risk, i.e., the risks associated with the reform of the healthcare system through legislation.

Small and Mid Capitalization Companies: While small and mid capitalization companies may offer substantial opportunities for capital growth, they also may involve more risks than larger companies. Historically, securities issued by small and mid capitalization companies have been more volatile in price than securities that are issued by larger companies, especially over the short term. Among the reasons for the greater price volatility are the less certain growth prospects of small and mid capitalization companies, the lower degree of liquidity in the markets for such

FUND DETAILS

securities, and the greater sensitivity of small and mid capitalization companies to changing economic conditions.

In addition, small and mid capitalization companies may lack depth of management, be unable to generate funds necessary for growth or development, have limited product lines or be developing or marketing new products or services for which markets are not yet established and may never become established. Small and mid capitalization companies may be particularly affected by interest rate increases, as they may find it more difficult to borrow money to continue or expand operations, or may have difficulty in repaying loans, particularly those with floating interest rates.

Derivative Instruments: The performance of derivative instruments depends largely on the performance of an underlying instrument, such as a currency, security, interest rate or index, and such instruments often have risks similar to the underlying instrument, in addition to other risks. Derivative instruments involve costs and can create economic leverage in the Fund's portfolio, which may result in significant volatility and cause the Fund to participate in losses (as well as gains) in an amount that significantly exceeds the Fund's initial investment. Other risks include illiquidity, mispricing or improper valuation of the derivative instrument, and imperfect correlation between the value of the derivative and the underlying instrument so that the Fund may not realize the intended benefits. Their successful use will usually depend on the investment manager's ability to accurately forecast movements in the market relating to the underlying instrument. Should a market or markets, or prices of particular classes of investments, move in an unexpected manner, especially in unusual or extreme market conditions, the Fund may not realize the anticipated benefits of the transaction, and it may realize losses, which could be significant. If the investment manager is not successful in using such derivative instruments, the Fund's performance may be worse than if the investment manager did not use such derivative instruments at all. When a derivative is used for hedging, the change in value of the derivative instrument also may not correlate specifically with the currency, security, interest rate index or other risk being hedged. There is also the risk, especially under extreme market conditions, that an instrument, which usually would operate as a hedge, provides no hedging benefits at all.

Use of these instruments could also result in a loss if the counterparty to the transaction does not perform as promised, including because of such counterparty's bankruptcy or insolvency. This risk is heightened with respect to over-the-counter (OTC) instruments, such as certain swap agreements and may be greater during volatile market conditions. Other risks include the inability to close out a position because the trading market becomes illiquid (particularly in the OTC markets) or the availability of counterparties becomes limited for a period of time. In addition, the presence of speculators in a particular market could lead to price distortions. To the extent that the Fund is unable to close out a position because of market illiquidity, the Fund may not be able to prevent further losses of value in its derivatives holdings and the Fund's liquidity may be

impaired. Some derivatives can be particularly sensitive to changes in interest rates or other market prices. Investors should bear in mind that, while the Fund intends to use derivative strategies on a regular basis, it is not obligated to actively engage in these transactions, generally or in any particular kind of derivative, if the investment manager elects not to do so due to availability, cost or other factors.

Many swaps currently are, and others eventually are expected to be, required to be cleared through a central counterparty. Central clearing is designed to reduce counterparty credit risk and increase liquidity compared to OTC swaps, but it does not eliminate those risks completely. With cleared swaps, there is also a risk of loss by the Fund of its initial and variation margin deposits in the event of bankruptcy of the futures commission merchant (FCM) with which the Fund has an open position, or the central counterparty in a swap contract. With cleared swaps, the Fund may not be able to obtain as favorable terms as it would be able to negotiate for a bilateral, uncleared swap. In addition, an FCM may unilaterally amend the terms of its agreement with the Fund, which may include the imposition of position limits or additional margin requirements with respect to the Fund's investment in certain types of swaps. The regulation of cleared and uncleared swaps, as well as other derivatives, is a rapidly changing area of law and is subject to modification by government and judicial action. In addition, the SEC, Commodity Futures Trading Commission (CFTC) and the exchanges are authorized to take extraordinary actions in the event of a market emergency. It is not possible to predict fully the effects of current or future regulation.

The use of derivative strategies may also have a tax impact on the Fund. The timing and character of income, gains or losses from these strategies could impair the ability of the investment manager to use derivatives when it wishes to do so.

Merger Arbitrage Securities and Distressed Companies:

A merger or other restructuring, or a tender or exchange offer, proposed or pending at the time the Fund invests in merger arbitrage securities may not be completed on the terms or within the time frame contemplated, which may result in losses to the Fund. Debt obligations of distressed companies typically are unrated, lower-rated, in default or close to default and are generally more likely to become worthless than the securities of more financially stable companies.

Liquidity: Liquidity risk exists when the markets for particular securities or types of securities or other investments are or become relatively illiquid so that the Fund is unable, or it becomes more difficult for the Fund, to sell the security or other investment at the price at which the Fund has valued the security. Illiquidity may result from political, economic or issuer specific events; supply/demand imbalances; changes in a specific market's size or structure, including the number of participants; or overall market disruptions. Securities or other investments with reduced liquidity or that become illiquid may involve greater risk than

securities with more liquid markets. Market prices or quotations for illiquid securities may be volatile, and there may be large spreads between bid and ask prices. Reduced liquidity may have an adverse impact on market price and the Fund's ability to sell particular securities when necessary to meet the Fund's liquidity needs, which may arise or increase in response to a specific economic event or because the investment manager wishes to purchase particular investments or believes that a higher level of liquidity would be advantageous. An investment may become illiquid if the Fund and its affiliates receive material non-public information about the issuer or the investment. To the extent that the Fund and its affiliates hold a significant portion of an issuer's outstanding securities, the Fund may be subject to greater liquidity risk than if the issuer's securities were more widely held.

Management: The Fund is actively managed and could experience losses (realized and unrealized) if the investment manager's judgment about markets, interest rates or the attractiveness, relative values, liquidity, or potential appreciation of particular investments made for the Fund's portfolio prove to be incorrect. The Fund could also experience losses if there are imperfections, errors or limitations in the models, tools, and data used by the investment manager or if the investment manager's techniques or investment decisions do not produce the desired results. Additionally, legislative, regulatory, or tax developments may affect the investment techniques available to the investment manager in connection with managing the Fund and may also adversely affect the ability of the Fund to achieve its investment goal.

ESG Considerations: ESG considerations are one of a number of factors that the investment manager examines when considering investments for the Fund's portfolio. In light of this, the issuers in which the Fund invests may not be considered ESG-focused companies. In addition, ESG considerations assessed as part of the Fund's investment process may vary across types of eligible investments and issuers. The investment manager does not assess every investment for ESG factors and, when it does, not every ESG factor may be identified or evaluated. The investment manager's assessment of an issuer may differ from that of investors, third-party service providers, such as ratings providers, and other funds. As a result, securities selected by the investment manager may not reflect the beliefs and values of any particular investor. The investment manager also may be dependent on the availability of timely, complete and accurate ESG data being reported by issuers and/or third-party research providers to evaluate ESG factors. ESG factors are often not uniformly measured or defined, which could impact the investment manager's ability to assess an issuer. While the investment manager views ESG considerations as having the potential to contribute to the Fund's long-term performance, there is no guarantee that such results will be achieved.

Cybersecurity: Cybersecurity incidents, both intentional and unintentional, may allow an unauthorized party to gain access to Fund assets, Fund or customer data (including

private shareholder information), or proprietary information, cause the Fund, the investment manager, and/or their service providers (including, but not limited to, Fund accountants, custodians, sub-custodians, transfer agents and financial intermediaries) to suffer data breaches, data corruption or loss of operational functionality or prevent Fund investors from purchasing, redeeming or exchanging shares or receiving distributions. The investment manager has limited ability to prevent or mitigate cybersecurity incidents affecting third party service providers, and such third party service providers may have limited indemnification obligations to the Fund or the investment manager. Cybersecurity incidents may result in financial losses to the Fund and its shareholders, and substantial costs may be incurred in an effort to prevent or mitigate future cybersecurity incidents. Issuers of securities in which the Fund invests are also subject to cybersecurity risks, and the value of these securities could decline if the issuers experience cybersecurity incidents.

Because technology is frequently changing, new ways to carry out cyber attacks are always developing. Therefore, there is a chance that some risks have not been identified or prepared for, or that an attack may not be detected, which puts limitations on the Fund's ability to plan for or respond to a cyber attack. Like other funds and business enterprises, the Fund, the investment manager, and their service providers are subject to the risk of cyber incidents occurring from time to time.

More detailed information about the Fund and its policies and risks can be found in the Fund's Statement of Additional Information (SAI).

A description of the Fund's policies and procedures regarding the release of portfolio holdings information is also available in the Fund's SAI. Portfolio holdings information can be viewed online at www.franklintempleton.com.

Management

Franklin Mutual Advisers, LLC (Franklin Mutual), 101 John F. Kennedy Parkway, Short Hills, NJ 07078, is the Fund's investment manager.

The Fund is managed by a team of dedicated professionals focused on investments in equity securities they consider to be undervalued. The portfolio managers of the Fund are as follows:

Christian Correa, CFA Portfolio Manager

Mr. Correa has been a co-lead portfolio manager of the Fund since 2018. He joined Franklin Templeton in 2003.

Timothy Rankin, CFA Portfolio Manager

Mr. Rankin has been a portfolio manager of the Fund since 2010 and assumed the duties of co-lead portfolio manager in 2014. He first joined Franklin Templeton in 1997 through 2004 and rejoined in 2010.

FUND DETAILS

As co-lead portfolio managers of the Fund, Messrs. Correa and Rankin are jointly and primarily responsible for the day-to-day management of the Fund's portfolio. They have equal authority over all aspects of the Fund's investment portfolio, including, but not limited to, purchases and sales of individual securities, portfolio risk assessment, and the management of daily cash balances in accordance with anticipated investment management requirements. The degree to which each portfolio manager may perform these functions, and the nature of these functions, may change from time to time.

CFA® and Chartered Financial Analyst® are trademarks owned by CFA Institute.

The Fund's SAI provides additional information about portfolio manager compensation, other accounts that they manage and their ownership of Fund shares.

The Fund pays Franklin Mutual a fee for managing the Fund's assets.

Franklin Mutual has agreed to reduce its fees to reflect reduced services resulting from the Fund's investments in Franklin Templeton affiliated funds.

For the fiscal year ended December 31, 2024, the Fund paid Franklin Mutual an effective management fee of 0.88% of the Fund's average net assets for investment management services.

A discussion regarding the basis for the board of trustees' approval of the Fund's investment management agreement is available in the Fund's report on Form N-CSR for the period ended June 30, 2024.

Manager of Managers Structure

The investment manager and the Trust have received an exemptive order from the SEC that allows the Fund to operate in a "manager of managers" structure whereby the investment manager can appoint and replace both wholly-owned and unaffiliated sub-advisors, and enter into, amend and terminate sub-advisory agreements with such sub-advisors, each subject to board approval but without obtaining prior shareholder approval (Manager of Managers Structure). The Fund will, however, inform shareholders of the hiring of any new sub-advisor within 90 days after the hiring. The SEC exemptive order provides the Fund with greater flexibility and efficiency and alleviates the need for the Fund to incur the expense and delays associated with obtaining shareholder approval of such sub-advisory agreements.

The use of the Manager of Managers Structure with respect to the Fund is subject to certain conditions that are set forth in the SEC exemptive order. Under the Manager of Managers Structure, the investment manager has the ultimate responsibility, subject to oversight by the Fund's board of trustees, to oversee sub-advisors and recommend their hiring, termination and replacement. The investment manager will also, subject to the review and approval of the Fund's board of trustees: set the Fund's overall investment strategy; evaluate, select and recommend sub-advisors to manage all or a portion of the Fund's assets; and implement

procedures reasonably designed to ensure that each sub-advisor complies with the Fund's investment goal, policies and restrictions. Subject to review by the Fund's board of trustees, the investment manager will allocate and, when appropriate, reallocate the Fund's assets among sub-advisors and monitor and evaluate the sub-advisors' performance.

Financial Highlights

This table presents the financial performance of Fund shares for the past five years or since inception. The table shows certain information on a single Fund share basis (per share performance). It also shows some key Fund statistics, such as total return (past performance) and expense ratios. Total return represents the annual change in value of a share assuming reinvestment of dividends and capital gains. This information has been audited by PricewaterhouseCoopers LLP, an independent registered public accounting firm, whose report, along with the Fund's financial statements, are available on the Fund's website and are included in the Form N-CSR filed with the SEC covering the period ended December 31, 2024, which is available upon request.

FUND DETAILS

Franklin Mutual Global Discovery VIP Fund - Class 1

	Year Ended December 31,				
	2024	2023	2022	2021	2020
Per share operating performance (for a share outstanding throughout the year)					
Net asset value, beginning of year	\$19.16	\$17.28	\$20.32	\$17.50	\$19.17
Income from investment operations ^a :					
Net investment income ^b	0.41	0.35	0.39	0.25	0.57 ^c
Net realized and unrealized gains (losses)	0.62	3.03	(1.53)	3.14	(1.52)
Total from investment operations	1.03	3.38	(1.14)	3.39	(0.95)
Less distributions from:					
Net investment income	(0.39)	(0.50)	(0.32)	(0.57)	(0.42)
Net realized gains	(1.43)	(1.00)	(1.58)	—	(0.30)
Total distributions	(1.82)	(1.50)	(1.90)	(0.57)	(0.72)
Net asset value, end of year	\$18.37	\$19.16	\$17.28	\$20.32	\$17.50
Total return ^d	4.98%	20.55%	(4.52)%	19.43%	(4.22)%
Ratios to average net assets					
Expenses ^e	0.90%	0.90% ^{f,g}	0.89% ^{f,g}	0.98% ^{f,g}	0.97% ^{f,g}
Expenses - incurred in connection with securities sold short	—%	—% ^h	—% ^h	0.02%	0.01%
Net investment income	2.10%	1.87%	2.05%	1.29%	3.57% ^c
Supplemental data					
Net assets, end of year (000's)	\$5,257	\$4,436	\$3,851	\$4,166	\$3,788
Portfolio turnover rate	33.69%	34.68%	55.49%	41.58%	34.79%

a. The amount shown for a share outstanding throughout the period may not correlate with the Statement of Operations in the annual report in the annual report for the period due to the timing of sales and repurchases of the Fund's shares in relation to income earned and/or fluctuating fair value of the investments of the Fund.

b. Based on average daily shares outstanding.

c. Net investment income per share includes approximately \$0.24 per share related to income received in the form of special dividends and EU reclaims in connection with certain Fund holdings. Excluding this amount, the ratio of net investment income to average net assets would have been 2.07%.

d. Total return does not include fees, charges or expenses imposed by the variable annuity and life insurance contracts for which Franklin Templeton Variable Insurance Products Trust serves as an underlying investment vehicle.

e. Includes dividends and/or interest expense on securities sold short and security borrowing fees, if any. See below for the ratios of such expenses to average net assets for the periods presented. See Note 1(e).

f. Benefit of expense reduction rounds to less than 0.01%.

g. Benefit of waiver and payments by affiliates rounds to less than 0.01%.

h. Rounds to less than 0.01%.

Franklin Mutual Global Discovery VIP Fund - Class 2

	Year Ended December 31,				
	2024	2023	2022	2021	2020
Per share operating performance (for a share outstanding throughout the year)					
Net asset value, beginning of year	\$18.38	\$16.62	\$19.61	\$16.91	\$18.54
Income from investment operations ^a :					
Net investment income ^b	0.36	0.29	0.33	0.20	0.51 ^c
Net realized and unrealized gains (losses)	0.57	2.92	(1.48)	3.02	(1.47)
Total from investment operations	0.93	3.21	(1.15)	3.22	(0.96)
Less distributions from:					
Net investment income	(0.34)	(0.45)	(0.26)	(0.52)	(0.37)
Net realized gains	(1.43)	(1.00)	(1.58)	—	(0.30)
Total distributions	(1.77)	(1.45)	(1.84)	(0.52)	(0.67)
Net asset value, end of year	\$17.54	\$18.38	\$16.62	\$19.61	\$16.91
Total return ^d	4.66%	20.31%	(4.75)%	19.13%	(4.46)%
Ratios to average net assets					
Expenses ^e	1.15%	1.15% ^{f,g}	1.14% ^{f,g}	1.22% ^{f,g}	1.22% ^{f,g}
Expenses - incurred in connection with securities sold short	—%	—% ^h	—% ^h	0.02%	0.01%
Net investment income	1.90%	1.62%	1.80%	1.05%	3.33% ^c
Supplemental data					
Net assets, end of year (000's)	\$380,330	\$413,438	\$398,802	\$477,214	\$467,653
Portfolio turnover rate	33.69%	34.68%	55.49%	41.58%	34.79%

a. The amount shown for a share outstanding throughout the period may not correlate with the Statement of Operations in the annual report in the annual report for the period due to the timing of sales and repurchases of the Fund's shares in relation to income earned and/or fluctuating fair value of the investments of the Fund.

b. Based on average daily shares outstanding.

c. Net investment income per share includes approximately \$0.24 per share related to income received in the form of special dividends and EU reclaims in connection with certain Fund holdings. Excluding this amount, the ratio of net investment income to average net assets would have been 1.83%.

d. Total return does not include fees, charges or expenses imposed by the variable annuity and life insurance contracts for which Franklin Templeton Variable Insurance Products Trust serves as an underlying investment vehicle.

e. Includes dividends and/or interest expense on securities sold short and security borrowing fees, if any. See below for the ratios of such expenses to average net assets for the periods presented. See Note 1(e).

f. Benefit of expense reduction rounds to less than 0.01%.

g. Benefit of waiver and payments by affiliates rounds to less than 0.01%.

h. Rounds to less than 0.01%.

FUND DETAILS

Franklin Mutual Global Discovery VIP Fund - Class 4

	Year Ended December 31,				
	2024	2023	2022	2021	2020
Per share operating performance (for a share outstanding throughout the year)					
Net asset value, beginning of year	\$18.98	\$17.12	\$20.12	\$17.34	\$18.98
Income from investment operations ^a :					
Net investment income ^b	0.35	0.28	0.32	0.19	0.51 ^c
Net realized and unrealized gains (losses)	0.59	3.01	(1.51)	3.09	(1.50)
Total from investment operations	0.94	3.29	(1.19)	3.28	(0.99)
Less distributions from:					
Net investment income	(0.31)	(0.43)	(0.23)	(0.50)	(0.35)
Net realized gains	(1.43)	(1.00)	(1.58)	—	(0.30)
Total distributions	(1.74)	(1.43)	(1.81)	(0.50)	(0.65)
Net asset value, end of year	\$18.18	\$18.98	\$17.12	\$20.12	\$17.34
Total return ^d	4.58%	20.13%	(4.85)%	18.98%	(4.54)%
Ratios to average net assets					
Expenses ^e	1.25%	1.25% ^{f,g}	1.25% ^{f,g}	1.32% ^{f,g}	1.32% ^{f,g}
Expenses - incurred in connection with securities sold short	—%	—% ^h	—% ^h	0.02%	0.01%
Net investment income	1.81%	1.52%	1.71%	0.95%	3.22% ^c
Supplemental data					
Net assets, end of year (000's)	\$18,159	\$20,592	\$20,123	\$25,930	\$26,688
Portfolio turnover rate	33.69%	34.68%	55.49%	41.58%	34.79%

a. The amount shown for a share outstanding throughout the period may not correlate with the Statement of Operations in the annual report in the annual report for the period due to the timing of sales and repurchases of the Fund's shares in relation to income earned and/or fluctuating fair value of the investments of the Fund.

b. Based on average daily shares outstanding.

c. Net investment income per share includes approximately \$0.24 per share related to income received in the form of special dividends and EU reclaims in connection with certain Fund holdings. Excluding this amount, the ratio of net investment income to average net assets would have been 1.72%.

d. Total return does not include fees, charges or expenses imposed by the variable annuity and life insurance contracts for which Franklin Templeton Variable Insurance Products Trust serves as an underlying investment vehicle.

e. Includes dividends and/or interest expense on securities sold short and security borrowing fees, if any. See below for the ratios of such expenses to average net assets for the periods presented. See Note 1(e).

f. Benefit of expense reduction rounds to less than 0.01%.

g. Benefit of waiver and payments by affiliates rounds to less than 0.01%.

h. Rounds to less than 0.01%.

FRANKLIN MUTUAL SHARES VIP FUND

Investment Goal

The Fund's principal investment goal is capital appreciation. Its secondary goal is income.

Principal Investment Policies and Practices

Under normal market conditions, the Fund invests primarily in equity securities (including securities convertible into, or that the investment manager expects to be exchanged for, common or preferred stock) of U.S. and foreign companies that the investment manager believes are available at market prices less than their value based on certain recognized or objective criteria (fundamental value). The equity securities in which the Fund invests are primarily common stock. Following this value-oriented strategy, the Fund invests primarily in:

- **Undervalued Securities** - Securities trading at a discount to fundamental value.

And, to a lesser extent, the Fund also invests in:

- **Merger Arbitrage Securities** - Securities of companies involved in restructurings (such as mergers, acquisitions, consolidations, liquidations, spin-offs, or tender or exchange offers) or that the investment manager believes are cheap relative to an economically equivalent security of another or the same company.
- **Distressed Companies** - Securities of companies that are, or are about to be, involved in reorganizations, financial restructurings, or bankruptcy.

An equity security represents a proportionate share of the ownership of a company; its value is based on the success or failure of the company's business, any income paid to stockholders, the value of its assets and general market conditions. Common stocks and preferred stocks, and securities convertible into common stocks are examples of equity securities. The Fund may invest in convertible securities without regard to the ratings assigned by the rating services.

In pursuit of its value-oriented strategy, the Fund is not limited to pre-set maximums or minimums governing the size of the companies in which it may invest. However, as a general rule, the Fund invests the equity portion of its portfolio predominantly in large- and mid-cap companies, with the remaining portion of its equity portfolio in smaller companies.

While the Fund does not concentrate in any one industry, from time to time, based on economic conditions, it may make significant investments in certain sectors, such as the financial services and healthcare sectors.

While the Fund generally purchases securities for investment purposes, the investment manager may seek to influence or control management, or invest in other companies that do so, when the investment manager believes the Fund may benefit.

The Fund may invest a significant portion (up to 35%) of its assets in foreign securities, which may include sovereign debt and participations in foreign government debt. The Fund presently does not intend to invest more than 15% of its assets in foreign securities. Although the investment manager will search for investments across a large number of countries and regions, from time to time, based on economic conditions, the Fund may have significant positions in particular countries or regions.

The Fund's investments in Distressed Companies typically involve the purchase of bank debt, lower-rated or defaulted debt securities, comparable unrated debt securities, trade claims or other indebtedness (or participations in the indebtedness) of such companies. Such other indebtedness generally represents a specific commercial loan or portion of a loan made to a company by a financial institution such as a bank. Loan participations represent fractional interests in a company's indebtedness and are generally made available by banks or other institutional investors. By purchasing all or a part of a company's direct indebtedness, the Fund, in effect, steps into the shoes of the lender. If the loan is secured, the Fund will have a priority claim to the assets of the company ahead of unsecured creditors and stockholders. The Fund generally makes such investments to achieve capital appreciation, rather than to seek income.

For purposes of pursuing its investment goal, the Fund regularly enters into currency-related transactions involving certain currency-related derivative instruments, including currency forwards and currency futures contracts (including currency index futures contracts). The use of derivative currency transactions may allow the Fund to obtain net long or net negative (short) exposure to selected currencies. The Fund may also enter into various other transactions involving equity-related derivatives, including put and call options on equity securities and equity total return swap agreements; and credit-related derivatives, including credit default swaps. The use of these derivative transactions may allow the Fund to obtain net long or net negative (short) exposures to selected countries, currencies or issuers.

The Fund may use any of the above currency techniques or other derivative transactions for the purposes of enhancing Fund returns, increasing liquidity, gaining exposure to particular instruments in more efficient or less expensive ways and/or hedging risks relating to changes in currency exchange rates, market prices and other market factors. By way of example, when the investment manager believes that the value of a particular foreign currency is expected to increase compared to the U.S. dollar, the Fund could enter into a forward contract to purchase that foreign currency at a

FUND DETAILS

future date. If at such future date the value of the foreign currency exceeds the then current amount of U.S. dollars to be paid by the Fund under the contract, the Fund will recognize a gain. When used for hedging purposes, a forward contract or other derivative instrument could be used to protect against possible declines in a currency's value where a security held or to be purchased by the Fund is denominated in that currency.

A currency forward contract is an obligation to purchase or sell a specific foreign currency in exchange for another currency, which may be U.S. dollars, at an agreed exchange rate (price) at a future date. Currency forwards are typically individually negotiated and privately traded by currency traders and their customers in the interbank market.

A futures contract is a standard binding agreement that trades on an exchange to buy or sell a specified quantity of an underlying instrument or asset at a specified price at a specified later date. A "sale" of a futures contract means the acquisition of a contractual obligation to deliver the underlying instrument called for by the contract at a specified price on a specified date. A "purchase" of a futures contract means the acquisition of a contractual obligation to acquire a specified quantity of the underlying instrument called for by the contract at a specified price on a specified date. The purchase or sale of a futures contract will allow the Fund to increase or decrease its exposure to the underlying instrument or asset. Although most futures contracts used by the Fund allow for a cash payment of the net gain or loss on the contract at maturity in lieu of delivery of the underlying instruments, some require the actual delivery or acquisition of the underlying instrument or asset. The Fund may buy and sell futures contracts that trade on U.S. and foreign exchanges.

Swap agreements, such as credit default swaps and total return swaps, are contracts between the Fund and another party (the swap counterparty) involving the exchange of payments on specified terms over periods ranging from a few days to multiple years. A swap agreement may be negotiated bilaterally and traded over-the-counter (OTC) between the two parties (for an uncleared swap) or, in some instances, must be transacted through a futures commission merchant (FCM) and cleared through a clearinghouse that serves as a central counterparty (for a cleared swap). In a basic swap transaction, the Fund agrees with the swap counterparty to exchange the returns (or differentials in rates of return) and/or cash flows earned or realized on a particular "notional amount" of underlying instruments. The notional amount is the set amount selected by the parties as the basis on which to calculate the obligations that they have agreed to exchange. The parties typically do not actually exchange the notional amount. Instead, they agree to exchange the returns that would be earned or realized if the notional amount were invested in given instruments or at given interest rates.

For credit default swaps, the "buyer" of the credit default swap agreement is obligated to pay the "seller" a periodic stream of payments over the term of the agreement in return

for a payment by the seller that is contingent upon the occurrence of a credit event with respect to an underlying reference debt obligation. A buyer of the credit default swap is purchasing the obligation of its counterparty to offset losses the buyer could experience if there was such a credit event. Generally, a credit event means bankruptcy, failure to timely pay interest or principal, obligation acceleration or default, or repudiation or restructuring of the reference debt obligation. The contingent payment by the seller generally is either the face amount of the reference debt obligation in exchange for the physical delivery of the reference debt obligation or a cash payment equal to the decrease in market value of the reference debt obligation following the occurrence of the credit event.

A total return swap is an agreement between two parties, pursuant to which one pays (and the other receives) an amount equal to the total return (including, typically, income and capital gains distributions, principal prepayment or credit) of an underlying reference asset (e.g., a note, bond or other security, group of securities or securities index) in exchange for a regular payment, at a floating rate based on SOFR, or alternatively at a fixed rate or the total rate of return on another financial instrument. The Fund may take either position in a total return swap (i.e., the Fund may receive or pay the total return on the underlying reference asset).

A call option gives the purchaser of the option, upon payment of a premium, the right to buy, and the seller the obligation to sell, the underlying instrument at the exercise price. Conversely, a put option gives the purchaser of the option, upon payment of a premium, the right to sell, and the seller of the option the obligation to buy, the underlying instrument at the exercise price.

The investment manager considers various factors, such as availability and cost, in deciding whether to use a particular derivative instrument or strategy. Moreover, investors should bear in mind that the Fund is not obligated to actively engage in any derivative transactions.

The Fund may also engage from time to time in an "arbitrage" strategy. When engaging in an arbitrage strategy, the Fund typically buys one security while at the same time selling short another security. The Fund generally buys the security that the investment manager believes is either cheap relative to the price of the other security or otherwise undervalued, and sells short the security that the investment manager believes is either expensive relative to the price of the other security or otherwise overvalued. In doing so, the Fund attempts to profit from a perceived relationship between the values of the two securities. The Fund generally engages in an arbitrage strategy in connection with an announced corporate restructuring, such as a merger, acquisition or tender offer, or other corporate action or event.

Portfolio Selection

The investment manager employs a research driven, fundamental value strategy for the Fund. In choosing equity investments, the investment manager focuses on the market

price of a company's securities relative to the investment manager's own evaluation of the company's fundamental value, including an analysis of cash flow potential, long-term earnings, multiples of earnings, cash flow, and book value. Similarly, debt securities and other indebtedness, including loan participations, are generally selected based on the investment manager's own analysis of the security's fundamental value rather than the coupon rate or rating of the security. The investment manager examines each investment separately and there are no set criteria as to specific value parameters, asset size, earnings or industry type. The investment manager may consider sustainability issues, including environmental, social, governance (ESG) factors alongside traditional financial measures to provide a more comprehensive view of the value, risk and return potential of an investment. ESG factors may include, but are not limited to, emissions, energy and waste management, labor practices and relations, exposure to potential regulatory changes, and corporate governance. The investment manager's fundamental research analysts, using their industry expertise, evaluate which factors the investment manager believes to be material to the investment and incorporate both the risks and opportunities of these factors into their fundamental valuation. The weight given to consideration of any factor will vary depending on the analyst's assessment of both the potential materiality and probability of that factor, and will only be one component of any investment decision. In addition, ESG factors considered may change over time. The investment manager does not assess every investment for ESG factors and, when it does, not every ESG factor may be identified or evaluated. For example, the investment manager's assessment of investments in special situations investments, notably merger arbitrage and distressed debt, generally does not include analysis of ESG factors.

Exclusion of Investment Manager from Commodity Pool Operator Definition

With respect to the Fund, the investment manager has claimed an exclusion from the definition of "commodity pool operator" (CPO) under the Commodity Exchange Act (CEA) and the rules of the Commodity Futures Trading Commission (CFTC) and, therefore, is not subject to CFTC registration or regulation as a CPO. In addition, with respect to the Fund, the investment manager is relying upon a related exclusion from the definition of "commodity trading advisor" (CTA) under the CEA and the rules of the CFTC.

The terms of the CPO exclusion require the Fund, among other things, to adhere to certain limits on its investments in commodity futures, commodity options and swaps, which in turn include non-deliverable currency forward contracts, as further described in the Fund's Statement of Additional Information (SAI). Because the investment manager and the Fund intend to comply with the terms of the CPO exclusion, the Fund may, in the future, need to adjust its investment strategies, consistent with its investment goal, to limit its investments in these types of instruments. The Fund is not intended as a vehicle for trading in the commodity futures,

commodity options, or swaps markets. The CFTC has neither reviewed nor approved the investment manager's reliance on these exclusions, or the Fund, its investment strategies or this prospectus.

Temporary Investments

The investment manager may keep a portion, which may be significant at times, of the Fund's assets in cash or invested in high-quality short-term, money market instruments, corporate debt, or direct or indirect U.S. and non-U.S. government and agency obligations, when it believes that insufficient investment opportunities meeting the Fund's investment criteria exist or that it may otherwise be necessary to maintain liquidity. For example, when prevailing market valuations for securities are high, there may be fewer securities available at prices below their fundamental value. In addition, when the investment manager believes market or economic conditions are unfavorable for investors or seeks to maintain liquidity, the investment manager may invest up to 100% of the Fund's assets in U.S. or non-U.S. dollar denominated short-term investments, including cash or cash equivalents. In these circumstances, the Fund may be unable to pursue its investment goals.

Principal Risks

Market: The market values of securities or other investments owned by the Fund will go up or down, sometimes rapidly or unpredictably. The Fund's investments may decline in value due to factors affecting individual issuers (such as the results of supply and demand), or sectors within the securities markets. The value of a security or other investment also may go up or down due to general market conditions that are not specifically related to a particular issuer, such as real or perceived adverse economic conditions, changes in interest rates or exchange rates, or adverse investor sentiment generally. Furthermore, events involving limited liquidity, defaults, non-performance or other adverse developments that affect one industry, such as the financial services industry, or concerns or rumors about any events of these kinds, have in the past and may in the future lead to market-wide liquidity problems, may spread to other industries, and could negatively affect the value and liquidity of the Fund's investments. In addition, unexpected events and their aftermaths, such as the spread of diseases; natural, environmental or man-made disasters; financial, political or social disruptions; terrorism and war; and other tragedies or catastrophes, can cause investor fear and panic, which can adversely affect the economies of many companies, sectors, nations, regions and the market in general, in ways that cannot necessarily be foreseen. During a general downturn in the securities markets, multiple asset classes may decline in value. When markets perform well, there can be no assurance that securities or other investments held by the Fund will participate in or otherwise benefit from the advance.

FUND DETAILS

The long-term impact of the COVID-19 pandemic and its subsequent variants on economies, markets, industries and individual issuers is not known. The U.S. government and the Federal Reserve, as well as certain foreign governments and central banks, took extraordinary actions to support local and global economies and the financial markets in response to the COVID-19 pandemic. This and other government intervention into the economy and financial markets have resulted in a large expansion of government deficits and debt, the long-term consequences of which are not known.

The United States and various countries are currently involved in disputes over trade and other matters, which may result in tariffs, investment restrictions and other adverse impacts on affected companies and securities. Trade disputes may adversely affect the economies of the United States and its trading partners, as well as companies directly or indirectly affected and financial markets generally. For example, the United States has imposed tariffs and other trade barriers on Chinese exports, has restricted sales of certain categories of goods to China, and has established barriers to investments in China. The United States government has prohibited U.S. persons from investing in Chinese companies designated as related to the Chinese military. These and possible future restrictions could limit the Fund's opportunities for investment and require the sale of securities at a loss or make them illiquid. Moreover, the Chinese government is involved in a longstanding dispute with Taiwan that has included threats of invasion. If the political climate between the United States and China does not improve or continues to deteriorate, if China were to attempt unification of Taiwan by force, or if other geopolitical conflicts develop or get worse, economies, markets and individual securities may be severely affected both regionally and globally, and the value of the Fund's assets may go down.

Stock prices tend to go up and down more dramatically than those of debt securities. A slower-growth or recessionary economic environment could have an adverse effect on the prices of the various stocks held by the Fund.

Value Style Investing

Value securities may not increase in price as anticipated by the investment manager, and may even decline further in value, if other investors fail to recognize the company's value, or favor investing in faster-growing companies, or if the events or factors that the investment manager believes will increase a security's market value do not occur.

The Fund's bargain-driven focus may result in the Fund choosing securities that are not widely followed by other investors. Securities that are considered "cheaply" priced also may include those of companies reporting poor earnings, companies whose share prices have declined sharply (such as growth companies that have recently stumbled to levels considered "cheap" in the investment manager's opinion), turnarounds, cyclical companies, or companies emerging from bankruptcy. All of these securities may have a higher risk of being ignored or rejected, and

therefore undervalued, by the market, or decreasing further in value.

Foreign Securities (non-U.S.): Investing in foreign securities typically involves more risks than investing in U.S. securities. Certain of these risks also may apply to securities of U.S. companies with significant foreign operations. These risks can increase the potential for investment loss in the Fund and may include, among others, currency risks (such as fluctuations in currency exchange rates and currency devaluations); country risks (such as political, diplomatic, or regional conflicts, terrorism or war, social and economic instability, and internal or external policies or economic sanctions limiting or restricting foreign investment, the movement of assets or other economic activity); and risks associated with the state of a country's financial markets and legal institutions. Other foreign securities risks may include unfavorable trading, settlement or custodial practices, unfavorable tax policies, less government supervision, less publicly available information, less stringent investor protection standards, limited legal redress for violations of law, limited trading markets and greater illiquidity and greater price volatility.

Regional: Adverse conditions in a certain region or country can adversely affect securities of issuers in other countries whose economies appear to be unrelated. To the extent that the Fund invests a significant portion of its assets in a specific geographic region or a particular country, the Fund will generally have more exposure to the risks affecting that specific geographic region or country. In the event of economic or political turmoil or a deterioration of diplomatic relations in a region or country where a substantial portion of the Fund's assets are invested, the Fund may experience substantial illiquidity or reduction in the value of the Fund's investments.

The risk of investments in Europe may be heightened due to the current uncertainty concerning the economic consequences of Russia's military invasion of Ukraine in February 2022, which has increased market volatility.

Focus: To the extent that the Fund focuses on particular countries, regions, industries, sectors or types of investments from time to time, the Fund may be subject to greater risks of adverse developments in such areas of focus than a fund that invests in a wider variety of countries, regions, industries, sectors or investments.

Financial services companies: Financial services companies are subject to extensive government regulation that may affect their profitability in many ways, including by limiting the amount and types of loans and other commitments they can make, and the interest rates and fees they can charge. A financial services company's profitability, and therefore its stock prices, is especially sensitive to interest rate changes as well as the ability of borrowers to repay their loans. Changing regulations, continuing consolidations, and development of new products and structures all are likely to have a significant impact on financial services companies.

Healthcare companies: The activities of healthcare companies may be funded or subsidized by federal and state governments. If government funding and subsidies are reduced or discontinued, the profitability of these companies could be adversely affected. Healthcare companies may also be affected by government policies on healthcare reimbursements, regulatory approval for new drugs and medical products, and similar matters. They are also subject to legislative risk, i.e., the risks associated with the reform of the healthcare system through legislation.

Small and Mid Capitalization Companies: While small and mid capitalization companies may offer substantial opportunities for capital growth, they also may involve more risks than larger companies. Historically, securities issued by small and mid capitalization companies have been more volatile in price than securities that are issued by larger companies, especially over the short term. Among the reasons for the greater price volatility are the less certain growth prospects of small and mid capitalization companies, the lower degree of liquidity in the markets for such securities, and the greater sensitivity of small and mid capitalization companies to changing economic conditions.

In addition, small and mid capitalization companies may lack depth of management, be unable to generate funds necessary for growth or development, have limited product lines or be developing or marketing new products or services for which markets are not yet established and may never become established. Small and mid capitalization companies may be particularly affected by interest rate increases, as they may find it more difficult to borrow money to continue or expand operations, or may have difficulty in repaying loans, particularly those with floating interest rates.

Derivative Instruments: The performance of derivative instruments depends largely on the performance of an underlying instrument, such as a currency, security, interest rate or index, and such instruments often have risks similar to the underlying instrument, in addition to other risks. Derivative instruments involve costs and can create economic leverage in the Fund's portfolio, which may result in significant volatility and cause the Fund to participate in losses (as well as gains) in an amount that significantly exceeds the Fund's initial investment. Other risks include illiquidity, mispricing or improper valuation of the derivative instrument, and imperfect correlation between the value of the derivative and the underlying instrument so that the Fund may not realize the intended benefits. Their successful use will usually depend on the investment manager's ability to accurately forecast movements in the market relating to the underlying instrument. Should a market or markets, or prices of particular classes of investments, move in an unexpected manner, especially in unusual or extreme market conditions, the Fund may not realize the anticipated benefits of the transaction, and it may realize losses, which could be significant. If the investment manager is not successful in using such derivative instruments, the Fund's performance may be worse than if the investment manager did not use such derivative instruments at all. When a derivative is used for hedging, the change in value of the derivative instrument

also may not correlate specifically with the currency, security, interest rate index or other risk being hedged. There is also the risk, especially under extreme market conditions, that an instrument, which usually would operate as a hedge, provides no hedging benefits at all.

Use of these instruments could also result in a loss if the counterparty to the transaction does not perform as promised, including because of such counterparty's bankruptcy or insolvency. This risk is heightened with respect to over-the-counter (OTC) instruments, such as certain swap agreements and may be greater during volatile market conditions. Other risks include the inability to close out a position because the trading market becomes illiquid (particularly in the OTC markets) or the availability of counterparties becomes limited for a period of time. In addition, the presence of speculators in a particular market could lead to price distortions. To the extent that the Fund is unable to close out a position because of market illiquidity, the Fund may not be able to prevent further losses of value in its derivatives holdings and the Fund's liquidity may be impaired. Some derivatives can be particularly sensitive to changes in interest rates or other market prices. Investors should bear in mind that, while the Fund intends to use derivative strategies on a regular basis, it is not obligated to actively engage in these transactions, generally or in any particular kind of derivative, if the investment manager elects not to do so due to availability, cost or other factors.

Many swaps currently are, and others eventually are expected to be, required to be cleared through a central counterparty. Central clearing is designed to reduce counterparty credit risk and increase liquidity compared to OTC swaps, but it does not eliminate those risks completely. With cleared swaps, there is also a risk of loss by the Fund of its initial and variation margin deposits in the event of bankruptcy of the futures commission merchant (FCM) with which the Fund has an open position, or the central counterparty in a swap contract. With cleared swaps, the Fund may not be able to obtain as favorable terms as it would be able to negotiate for a bilateral, uncleared swap. In addition, an FCM may unilaterally amend the terms of its agreement with the Fund, which may include the imposition of position limits or additional margin requirements with respect to the Fund's investment in certain types of swaps. The regulation of cleared and uncleared swaps, as well as other derivatives, is a rapidly changing area of law and is subject to modification by government and judicial action. In addition, the SEC, Commodity Futures Trading Commission (CFTC) and the exchanges are authorized to take extraordinary actions in the event of a market emergency. It is not possible to predict fully the effects of current or future regulation.

The use of derivative strategies may also have a tax impact on the Fund. The timing and character of income, gains or losses from these strategies could impair the ability of the investment manager to use derivatives when it wishes to do so.

Merger Arbitrage Securities and Distressed Companies:

A merger or other restructuring, or a tender or exchange offer, proposed or pending at the time the Fund invests in merger arbitrage securities may not be completed on the terms or within the time frame contemplated, which may result in losses to the Fund. Debt obligations of distressed companies typically are unrated, lower-rated, in default or close to default and are generally more likely to become worthless than the securities of more financially stable companies.

Liquidity: Liquidity risk exists when the markets for particular securities or types of securities or other investments are or become relatively illiquid so that the Fund is unable, or it becomes more difficult for the Fund, to sell the security or other investment at the price at which the Fund has valued the security. Illiquidity may result from political, economic or issuer specific events; supply/demand imbalances; changes in a specific market's size or structure, including the number of participants; or overall market disruptions. Securities or other investments with reduced liquidity or that become illiquid may involve greater risk than securities with more liquid markets. Market prices or quotations for illiquid securities may be volatile, and there may be large spreads between bid and ask prices. Reduced liquidity may have an adverse impact on market price and the Fund's ability to sell particular securities when necessary to meet the Fund's liquidity needs, which may arise or increase in response to a specific economic event or because the investment manager wishes to purchase particular investments or believes that a higher level of liquidity would be advantageous. An investment may become illiquid if the Fund and its affiliates receive material non-public information about the issuer or the investment. To the extent that the Fund and its affiliates hold a significant portion of an issuer's outstanding securities, the Fund may be subject to greater liquidity risk than if the issuer's securities were more widely held.

Management: The Fund is actively managed and could experience losses (realized and unrealized) if the investment manager's judgment about markets, interest rates or the attractiveness, relative values, liquidity, or potential appreciation of particular investments made for the Fund's portfolio prove to be incorrect. The Fund could also experience losses if there are imperfections, errors or limitations in the models, tools, and data used by the investment manager or if the investment manager's techniques or investment decisions do not produce the desired results. Additionally, legislative, regulatory, or tax developments may affect the investment techniques available to the investment manager in connection with managing the Fund and may also adversely affect the ability of the Fund to achieve its investment goal.

ESG Considerations: ESG considerations are one of a number of factors that the investment manager examines when considering investments for the Fund's portfolio. In light of this, the issuers in which the Fund invests may not be considered ESG-focused companies. In addition, ESG considerations assessed as part of the Fund's investment

process may vary across types of eligible investments and issuers. The investment manager does not assess every investment for ESG factors and, when it does, not every ESG factor may be identified or evaluated. The investment manager's assessment of an issuer may differ from that of investors, third-party service providers, such as ratings providers, and other funds. As a result, securities selected by the investment manager may not reflect the beliefs and values of any particular investor. The investment manager also may be dependent on the availability of timely, complete and accurate ESG data being reported by issuers and/or third-party research providers to evaluate ESG factors. ESG factors are often not uniformly measured or defined, which could impact the investment manager's ability to assess an issuer. While the investment manager views ESG considerations as having the potential to contribute to the Fund's long-term performance, there is no guarantee that such results will be achieved.

Cybersecurity: Cybersecurity incidents, both intentional and unintentional, may allow an unauthorized party to gain access to Fund assets, Fund or customer data (including private shareholder information), or proprietary information, cause the Fund, the investment manager, and/or their service providers (including, but not limited to, Fund accountants, custodians, sub-custodians, transfer agents and financial intermediaries) to suffer data breaches, data corruption or loss of operational functionality or prevent Fund investors from purchasing, redeeming or exchanging shares or receiving distributions. The investment manager has limited ability to prevent or mitigate cybersecurity incidents affecting third party service providers, and such third party service providers may have limited indemnification obligations to the Fund or the investment manager. Cybersecurity incidents may result in financial losses to the Fund and its shareholders, and substantial costs may be incurred in an effort to prevent or mitigate future cybersecurity incidents. Issuers of securities in which the Fund invests are also subject to cybersecurity risks, and the value of these securities could decline if the issuers experience cybersecurity incidents.

Because technology is frequently changing, new ways to carry out cyber attacks are always developing. Therefore, there is a chance that some risks have not been identified or prepared for, or that an attack may not be detected, which puts limitations on the Fund's ability to plan for or respond to a cyber attack. Like other funds and business enterprises, the Fund, the investment manager, and their service providers are subject to the risk of cyber incidents occurring from time to time.

More detailed information about the Fund and its policies and risks can be found in the Fund's Statement of Additional Information (SAI).

A description of the Fund's policies and procedures regarding the release of portfolio holdings information is also available in the Fund's SAI. Portfolio holdings information can be viewed online at www.franklintempleton.com.

Management

Franklin Mutual Advisers, LLC (Franklin Mutual), 101 John F. Kennedy Parkway, Short Hills, NJ 07078, is the Fund's investment manager.

The Fund is managed by a team of dedicated professionals focused on investments in equity securities they consider to be undervalued. The portfolio managers of the Fund are as follows:

Christian Correa, CFA Portfolio Manager

Mr. Correa has been a co-lead portfolio manager of the Fund since 2020. He joined Franklin Templeton in 2003.

Grace Hoefig Portfolio Manager

Ms. Hoefig has been a co-lead portfolio manager of the Fund since 2020. She joined Franklin Templeton in 2008.

Aman Gupta, CFA Portfolio Manager

Mr. Gupta has been a co-lead portfolio manager of the Fund since March 2025. He joined Franklin Templeton in 2010.

As co-lead portfolio managers of the Fund, Messrs. Correa and Gupta and Ms. Hoefig are jointly and primarily responsible for the day-to-day management of the Fund's portfolio. They have equal authority over all aspects of the Fund's investment portfolio, including, but not limited to, purchases and sales of individual securities, portfolio risk assessment, and the management of daily cash balances in accordance with anticipated investment management requirements. The degree to which each portfolio manager may perform these functions, and the nature of these functions, may change from time to time.

CFA® and Chartered Financial Analyst® are trademarks owned by CFA Institute.

The Fund's SAI provides additional information about portfolio manager compensation, other accounts that they manage and their ownership of Fund shares.

The Fund pays Franklin Mutual a fee for managing the Fund's assets.

Franklin Mutual has agreed to reduce its fees to reflect reduced services resulting from the Fund's investments in Franklin Templeton affiliated funds.

For the fiscal year ended December 31, 2024, the Fund paid Franklin Mutual an effective management fee of 0.68% of the Fund's average net assets for investment management services.

A discussion regarding the basis for the board of trustees' approval of the Fund's investment management agreement is available in the Fund's report on Form N-CSR for the period ended June 30, 2024.

Manager of Managers Structure

The investment manager and the Trust have received an exemptive order from the SEC that allows the Fund to operate in a "manager of managers" structure whereby the investment manager can appoint and replace both wholly-

owned and unaffiliated sub-advisors, and enter into, amend and terminate sub-advisory agreements with such sub-advisors, each subject to board approval but without obtaining prior shareholder approval (Manager of Managers Structure). The Fund will, however, inform shareholders of the hiring of any new sub-advisor within 90 days after the hiring. The SEC exemptive order provides the Fund with greater flexibility and efficiency and alleviates the need for the Fund to incur the expense and delays associated with obtaining shareholder approval of such sub-advisory agreements.

The use of the Manager of Managers Structure with respect to the Fund is subject to certain conditions that are set forth in the SEC exemptive order. Under the Manager of Managers Structure, the investment manager has the ultimate responsibility, subject to oversight by the Fund's board of trustees, to oversee sub-advisors and recommend their hiring, termination and replacement. The investment manager will also, subject to the review and approval of the Fund's board of trustees: set the Fund's overall investment strategy; evaluate, select and recommend sub-advisors to manage all or a portion of the Fund's assets; and implement procedures reasonably designed to ensure that each sub-advisor complies with the Fund's investment goal, policies and restrictions. Subject to review by the Fund's board of trustees, the investment manager will allocate and, when appropriate, reallocate the Fund's assets among sub-advisors and monitor and evaluate the sub-advisors' performance.

Financial Highlights

This table presents the financial performance of Fund shares for the past five years or since inception. The table shows certain information on a single Fund share basis (per share performance). It also shows some key Fund statistics, such as total return (past performance) and expense ratios. Total return represents the annual change in value of a share assuming reinvestment of dividends and capital gains. This information has been audited by PricewaterhouseCoopers LLP, an independent registered public accounting firm, whose report, along with the Fund's financial statements, are available on the Fund's website and are included in the Form N-CSR filed with the SEC covering the period ended December 31, 2024, which is available upon request.

Franklin Mutual Shares VIP Fund - Class 1

	Year Ended December 31,				
	2024	2023	2022	2021	2020
Per share operating performance (for a share outstanding throughout the year)					
Net asset value, beginning of year	\$15.74	\$15.53	\$19.62	\$16.93	\$19.19
Income from investment operations ^a :					
Net investment income ^b	0.36	0.35	0.32	0.27	0.55 ^c
Net realized and unrealized gains (losses)	1.47	1.60	(1.99)	3.02	(1.68)
Total from investment operations	1.83	1.95	(1.67)	3.29	(1.13)
Less distributions from:					
Net investment income	(0.38)	(0.35)	(0.40)	(0.60)	(0.50)
Net realized gains	(0.35)	(1.39)	(2.02)	—	(0.63)
Total distributions	(0.73)	(1.74)	(2.42)	(0.60)	(1.13)
Net asset value, end of year	\$16.84	\$15.74	\$15.53	\$19.62	\$16.93
Total return ^d	11.50%	13.73%	(7.15)%	19.52%	(4.85)%
Ratios to average net assets					
Expenses ^e	0.69%	0.68% ^{f,g}	0.66% ^{f,g}	0.73% ^{f,g}	0.73% ^{f,g}
Expenses - incurred in connection with securities sold short	—%	—% ^h	—% ^h	0.02%	0.01%
Net investment income	2.14%	2.24%	1.82%	1.44%	3.48% ^c
Supplemental data					
Net assets, end of year (000's)	\$131,681	\$121,126	\$105,334	\$116,861	\$157,734
Portfolio turnover rate	32.95%	50.67%	59.99%	47.31% ⁱ	36.96%

a. The amount shown for a share outstanding throughout the period may not correlate with the Statement of Operations in the annual report in the annual report for the period due to the timing of sales and repurchases of the Fund's shares in relation to income earned and/or fluctuating fair value of the investments of the Fund.

b. Based on average daily shares outstanding.

c. Net investment income per share includes approximately \$0.19 per share related to income received in the form of special dividends and EU reclaims in connection with certain Fund holdings. Excluding this amount, the ratio of net investment income to average net assets would have been 2.27%.

d. Total return does not include fees, charges or expenses imposed by the variable annuity and life insurance contracts for which Franklin Templeton Variable Insurance Products Trust serves as an underlying investment vehicle.

e. Includes dividends and/or interest expense on securities sold short and security borrowing fees, if any. See below for the ratios of such expenses to average net assets for the periods presented. See Note 1(e).

f. Benefit of expense reduction rounds to less than 0.01%.

g. Benefit of waiver and payments by affiliates rounds to less than 0.01%.

h. Rounds to less than 0.01%.

i. Excludes the value of portfolio activity as a result of in-kind transactions.

FUND DETAILS

Franklin Mutual Shares VIP Fund - Class 2

	Year Ended December 31,				
	2024	2023	2022	2021	2020
Per share operating performance (for a share outstanding throughout the year)					
Net asset value, beginning of year	\$15.33	\$15.16	\$19.20	\$16.59	\$18.81
Income from investment operations ^a :					
Net investment income ^b	0.31	0.31	0.27	0.22	0.51 ^c
Net realized and unrealized gains (losses)	1.43	1.56	(1.95)	2.95	(1.65)
Total from investment operations	1.74	1.87	(1.68)	3.17	(1.14)
Less distributions from:					
Net investment income	(0.33)	(0.31)	(0.34)	(0.56)	(0.45)
Net realized gains	(0.35)	(1.39)	(2.02)	—	(0.63)
Total distributions	(0.68)	(1.70)	(2.36)	(0.56)	(1.08)
Net asset value, end of year	\$16.39	\$15.33	\$15.16	\$19.20	\$16.59
Total return ^d	11.27%	13.46%	(7.43)%	19.17%	(5.04)%
Ratios to average net assets					
Expenses ^e	0.94%	0.93% ^{f,g}	0.91% ^{f,g}	0.98% ^{f,g}	0.98% ^{f,g}
Expenses - incurred in connection with securities sold short	—%	—% ^h	—% ^h	0.02%	0.01%
Net investment income	1.89%	1.99%	1.55%	1.17%	3.25% ^c
Supplemental data					
Net assets, end of year (000's)	\$1,765,869	\$1,882,088	\$1,786,501	\$2,517,899	\$2,620,645
Portfolio turnover rate	32.95%	50.67%	59.99%	47.31% ⁱ	36.96%

a. The amount shown for a share outstanding throughout the period may not correlate with the Statement of Operations in the annual report in the annual report for the period due to the timing of sales and repurchases of the Fund's shares in relation to income earned and/or fluctuating fair value of the investments of the Fund.

b. Based on average daily shares outstanding.

c. Net investment income per share includes approximately \$0.19 per share related to income received in the form of special dividends and EU reclaims in connection with certain Fund holdings. Excluding this amount, the ratio of net investment income to average net assets would have been 2.04%.

d. Total return does not include fees, charges or expenses imposed by the variable annuity and life insurance contracts for which Franklin Templeton Variable Insurance Products Trust serves as an underlying investment vehicle.

e. Includes dividends and/or interest expense on securities sold short and security borrowing fees, if any. See below for the ratios of such expenses to average net assets for the periods presented. See Note 1(e).

f. Benefit of expense reduction rounds to less than 0.01%.

g. Benefit of waiver and payments by affiliates rounds to less than 0.01%.

h. Rounds to less than 0.01%.

i. Excludes the value of portfolio activity as a result of in-kind transactions.

Franklin Mutual Shares VIP Fund - Class 4

	Year Ended December 31,				
	2024	2023	2022	2021	2020
Per share operating performance (for a share outstanding throughout the year)					
Net asset value, beginning of year	\$15.53	\$15.34	\$19.39	\$16.75	\$18.99
Income from investment operations ^a :					
Net investment income ^b	0.30	0.29	0.26	0.20	0.49 ^c
Net realized and unrealized gains (losses)	1.45	1.58	(1.97)	2.98	(1.66)
Total from investment operations	1.75	1.87	(1.71)	3.18	(1.17)
Less distributions from:					
Net investment income	(0.32)	(0.29)	(0.32)	(0.54)	(0.44)
Net realized gains	(0.35)	(1.39)	(2.02)	—	(0.63)
Total distributions	(0.67)	(1.68)	(2.34)	(0.54)	(1.07)
Net asset value, end of year	\$16.61	\$15.53	\$15.34	\$19.39	\$16.75
Total return ^d	11.16%	13.31%	(7.47)%	19.06%	(5.17)%
Ratios to average net assets					
Expenses ^e	1.04%	1.03% ^{f,g}	1.01% ^{f,g}	1.08% ^{f,g}	1.08% ^{f,g}
Expenses - incurred in connection with securities sold short	—%	—% ^h	—% ^h	0.02%	0.01%
Net investment income	1.79%	1.88%	1.47%	1.06%	3.13% ^c
Supplemental data					
Net assets, end of year (000's)	\$102,461	\$103,475	\$99,603	\$120,424	\$116,704
Portfolio turnover rate	32.95%	50.67%	59.99%	47.31% ⁱ	36.96%

a. The amount shown for a share outstanding throughout the period may not correlate with the Statement of Operations in the annual report in the annual report for the period due to the timing of sales and repurchases of the Fund's shares in relation to income earned and/or fluctuating fair value of the investments of the Fund.

b. Based on average daily shares outstanding.

c. Net investment income per share includes approximately \$0.19 per share related to income received in the form of special dividends and EU reclaims in connection with certain Fund holdings. Excluding this amount, the ratio of net investment income to average net assets would have been 1.92%.

d. Total return does not include fees, charges or expenses imposed by the variable annuity and life insurance contracts for which Franklin Templeton Variable Insurance Products Trust serves as an underlying investment vehicle.

e. Includes dividends and/or interest expense on securities sold short and security borrowing fees, if any. See below for the ratios of such expenses to average net assets for the periods presented. See Note 1(e).

f. Benefit of expense reduction rounds to less than 0.01%.

g. Benefit of waiver and payments by affiliates rounds to less than 0.01%.

h. Rounds to less than 0.01%.

i. Excludes the value of portfolio activity as a result of in-kind transactions.

This page intentionally left blank

FRANKLIN RISING DIVIDENDS VIP FUND

Investment Goal

The Fund's investment goal is long-term capital appreciation. Preservation of capital, while not a goal, is also an important consideration.

Principal Investment Policies and Practices

Under normal market conditions, the Fund invests at least 80% of its net assets in equity securities of financially sound companies that have paid consistently rising dividends. Shareholders will be given at least 60 days' advance notice of any change to this 80% policy. The Fund invests predominantly in equity securities, mostly common stocks. Companies that have paid consistently rising dividends include those companies that currently pay dividends on their common stocks and have maintained or increased their dividend rate during the last four consecutive years. Under normal market conditions, the Fund invests at least 65% of its net assets in securities of companies that have:

- consistently increased dividends in at least 8 out of the last 10 years and have not decreased dividends during that time;
- increased dividends substantially (at least 100%) over the last 10 years;
- reinvested earnings, paying out less than 65% of current earnings in dividends (except for utility companies); and
- either long-term debt that is no more than 50% of total capitalization (except for utility companies) or senior debt that has been rated investment grade by at least one of the major bond rating organizations.

In addition to the criteria above, the investment manager utilizes a comprehensive suite of valuation tools in seeking investments which trade below the investment manager's view of intrinsic value.

The Fund typically invests the rest of its assets in equity securities of companies that pay dividends but do not meet all of these criteria. Although the investment manager searches for investments that it believes to meet the criteria across all sectors, from time to time, based on economic conditions, the Fund may have significant positions in particular sectors including, for example, information technology, industrials and health care.

The Fund may invest in equity securities of any size company including small and mid capitalization companies.

An equity security represents a proportionate share of the ownership of a company; its value is based on the success or failure of the company's business, any income paid to

stockholders, the value of its assets and general market conditions. Common stocks, preferred stocks and securities convertible into common stock are examples of equity securities.

The Fund may invest up to 25% of its total assets in foreign securities.

Portfolio Selection

The investment manager is a research driven, fundamental investor. As a "bottom-up" investor focusing primarily on individual securities, the investment manager looks for companies that it believes meet the criteria above and are fundamentally sound and attempts to acquire them at attractive prices. In following these criteria, the Fund does not necessarily focus on companies whose securities pay a high dividend rate but rather on companies that consistently increase their dividends.

Alongside traditional financial and economic analyses, the investment manager assesses the potential impacts of material environmental, social and governance (ESG) factors on a company, which the investment manager believes provide a measure of the company's sustainability. In analyzing ESG factors, the investment manager assesses whether a company's practices pose a material financial risk or opportunity. Consideration of ESG factors and risks is only one component of the investment manager's assessment of eligible investments and may not be a determinative factor in the investment manager's final decision on whether to invest in a security. In addition, the weight given to ESG factors may vary across types of investments, industries, regions and issuers and ESG factors and weights considered may change over time. In certain circumstances, there may be times when not every investment is assessed for ESG factors and, when they are, not every ESG factor may be identified or evaluated.

Exclusion of Investment Manager from Commodity Pool Operator Definition

With respect to the Fund, the investment manager has claimed an exclusion from the definition of "commodity pool operator" (CPO) under the Commodity Exchange Act (CEA) and the rules of the Commodity Futures Trading Commission (CFTC) and, therefore, is not subject to CFTC registration or regulation as a CPO. In addition, with respect to the Fund, the investment manager is relying upon a related exclusion from the definition of "commodity trading advisor" (CTA) under the CEA and the rules of the CFTC.

The terms of the CPO exclusion require the Fund, among other things, to adhere to certain limits on its investments in commodity futures, commodity options and swaps, which in turn include non-deliverable currency forward contracts, as further described in the Fund's Statement of Additional Information (SAI). Because the investment manager and the Fund intend to comply with the terms of the CPO exclusion,

FUND DETAILS

the Fund may, in the future, need to adjust its investment strategies, consistent with its investment goal, to limit its investments in these types of instruments. The Fund is not intended as a vehicle for trading in the commodity futures, commodity options, or swaps markets. The CFTC has neither reviewed nor approved the investment manager's reliance on these exclusions, or the Fund, its investment strategies or this prospectus.

Temporary Investments

When the investment manager believes market or economic conditions are unfavorable for investors, the investment manager may invest up to 100% of the Fund's assets in a temporary defensive manner by holding all or a substantial portion of its assets in cash, cash equivalents or other high quality short-term investments. Temporary defensive investments generally may include short-term U.S. government securities, high grade commercial paper, bank obligations, repurchase agreements, money market fund shares (including shares of an affiliated money market fund), and other money market instruments. The investment manager also may invest in these types of securities or hold cash while looking for suitable investment opportunities or to maintain liquidity. In these circumstances, the Fund may be unable to achieve its investment goal.

Principal Risks

Market: The market values of securities or other investments owned by the Fund will go up or down, sometimes rapidly or unpredictably. The Fund's investments may decline in value due to factors affecting individual issuers (such as the results of supply and demand), or sectors within the securities markets. The value of a security or other investment also may go up or down due to general market conditions that are not specifically related to a particular issuer, such as real or perceived adverse economic conditions, changes in interest rates or exchange rates, or adverse investor sentiment generally. Furthermore, events involving limited liquidity, defaults, non-performance or other adverse developments that affect one industry, such as the financial services industry, or concerns or rumors about any events of these kinds, have in the past and may in the future lead to market-wide liquidity problems, may spread to other industries, and could negatively affect the value and liquidity of the Fund's investments. In addition, unexpected events and their aftermaths, such as the spread of diseases; natural, environmental or man-made disasters; financial, political or social disruptions; terrorism and war; and other tragedies or catastrophes, can cause investor fear and panic, which can adversely affect the economies of many companies, sectors, nations, regions and the market in general, in ways that cannot necessarily be foreseen. During a general downturn in the securities markets, multiple asset classes may decline in value. When markets perform well, there can be no assurance that securities or other investments held by the Fund will participate in or otherwise benefit from the advance.

The long-term impact of the COVID-19 pandemic and its subsequent variants on economies, markets, industries and individual issuers is not known. The U.S. government and the Federal Reserve, as well as certain foreign governments and central banks, took extraordinary actions to support local and global economies and the financial markets in response to the COVID-19 pandemic. This and other government intervention into the economy and financial markets have resulted in a large expansion of government deficits and debt, the long-term consequences of which are not known.

The United States and various countries are currently involved in disputes over trade and other matters, which may result in tariffs, investment restrictions and other adverse impacts on affected companies and securities. Trade disputes may adversely affect the economies of the United States and its trading partners, as well as companies directly or indirectly affected and financial markets generally. For example, the United States has imposed tariffs and other trade barriers on Chinese exports, has restricted sales of certain categories of goods to China, and has established barriers to investments in China. The United States government has prohibited U.S. persons from investing in Chinese companies designated as related to the Chinese military. These and possible future restrictions could limit the Fund's opportunities for investment and require the sale of securities at a loss or make them illiquid. Moreover, the Chinese government is involved in a longstanding dispute with Taiwan that has included threats of invasion. If the political climate between the United States and China does not improve or continues to deteriorate, if China were to attempt unification of Taiwan by force, or if other geopolitical conflicts develop or get worse, economies, markets and individual securities may be severely affected both regionally and globally, and the value of the Fund's assets may go down.

Stock prices tend to go up and down more dramatically than those of debt securities. A slower-growth or recessionary economic environment could have an adverse effect on the prices of the various stocks held by the Fund.

Investing Style: The investment manager's investment selection process focuses on growth oriented companies and incorporates value oriented analysis. Such a strategy results in investments in both growth and value stocks, or in stocks with characteristics of both. Growth stock prices reflect projections of future earnings or revenues and can fall dramatically if the company fails to meet those projections. With respect to value stocks, if other investors fail to recognize the company's value, or favor investing in faster-growing companies, value stocks may not increase in value as anticipated by the Fund's investment manager or may decline even further.

Dividend-Oriented Companies: Issuers that have paid regular dividends or distributions to shareholders may not continue to do so in the future. An issuer may reduce or eliminate future dividends or distributions at any time and for any reason. The value of a security of an issuer that has

paid dividends in the past may decrease if the issuer reduces or eliminates future payments to its shareholders. If the dividends or distributions received by the Fund decreases, the Fund may have less income to distribute to the Fund's shareholders.

Small and Mid Capitalization Companies: While small and mid capitalization companies may offer substantial opportunities for capital growth, they also may involve more risks than larger companies. Historically, securities issued by small and mid capitalization companies have been more volatile in price than securities that are issued by larger companies, especially over the short term. Among the reasons for the greater price volatility are the less certain growth prospects of small and mid capitalization companies, the lower degree of liquidity in the markets for such securities, and the greater sensitivity of small and mid capitalization companies to changing economic conditions.

In addition, small and mid capitalization companies may lack depth of management, be unable to generate funds necessary for growth or development, have limited product lines or be developing or marketing new products or services for which markets are not yet established and may never become established. Small and mid capitalization companies may be particularly affected by interest rate increases, as they may find it more difficult to borrow money to continue or expand operations, or may have difficulty in repaying loans, particularly those with floating interest rates.

Focus: To the extent that the Fund focuses on particular countries, regions, industries, sectors or types of investments from time to time, the Fund may be subject to greater risks of adverse developments in such areas of focus than a fund that invests in a wider variety of countries, regions, industries, sectors or investments.

Information technology companies: Companies in the information technology sector have historically been volatile due to the rapid pace of product change and development within the sector. For example, their products and services may not prove commercially successful or may become obsolete quickly. In addition, delays in or cancellation of the release of anticipated products or services may also affect the price of an information technology company's stock. Information technology companies are subject to significant competitive pressures, such as new market entrants, aggressive pricing and tight profit margins. The activities of these companies may also be adversely affected by changes in government regulations, worldwide technological developments or investor perception of a company and/or its products or services. The stock prices of companies operating within this sector may be subject to abrupt or erratic movements.

Industrials companies: The stock prices of companies in the industrials sector are affected by supply and demand both for their specific product or service and for industrials sector products in general. Companies in the industrials sector may be adversely affected by changes in government regulation, world events and economic conditions. In addition, these companies are at risk for environmental damage and

product liability claims. Companies in this sector could be adversely affected by commodity price volatility, changes in exchange rates, imposition of export or import controls, increased competition, depletion of resources, technological developments and labor relations.

Healthcare companies: The activities of healthcare companies may be funded or subsidized by federal and state governments. If government funding and subsidies are reduced or discontinued, the profitability of these companies could be adversely affected. Healthcare companies may also be affected by government policies on healthcare reimbursements, regulatory approval for new drugs and medical products, and similar matters. They are also subject to legislative risk, i.e., the risks associated with the reform of the healthcare system through legislation.

Management: The Fund is actively managed and could experience losses if the investment manager's judgment about markets, interest rates or the attractiveness, relative values, liquidity, or potential appreciation of particular investments made for the Fund's portfolio prove to be incorrect. The Fund could also experience losses if there are imperfections, errors or limitations in the models, tools, and data used by the investment manager or if the investment manager's techniques or investment decisions do not produce the desired results. Additionally, legislative, regulatory, or tax developments may affect the investment techniques available to the investment manager in connection with managing the Fund and may also adversely affect the ability of the Fund to achieve its investment goal.

Foreign Securities (non-U.S.): Investing in foreign securities typically involves more risks than investing in U.S. securities. Certain of these risks also may apply to securities of U.S. companies with significant foreign operations. These risks can increase the potential for investment loss in the Fund and may include, among others, currency risks (such as fluctuations in currency exchange rates and currency devaluations); country risks (such as political, diplomatic, or regional conflicts, terrorism or war, social and economic instability, and internal or external policies or economic sanctions limiting or restricting foreign investment, the movement of assets or other economic activity); and risks associated with the state of a country's financial markets and legal institutions. Other foreign securities risks may include unfavorable trading, settlement or custodial practices, unfavorable tax policies, less government supervision, less publicly available information, less stringent investor protection standards, limited legal redress for violations of law, limited trading markets and greater illiquidity and greater price volatility.

ESG Considerations: ESG considerations are one of a number of factors that the investment manager examines when considering investments for the Fund's portfolio. In light of this, the issuers in which the Fund invests may not be considered ESG-focused issuers and may have lower or adverse ESG assessments. Consideration of ESG factors may affect the Fund's exposure to certain issuers or industries and may not work as intended. In addition, ESG

FUND DETAILS

considerations assessed as part of the Fund's investment process may vary across types of eligible investments and issuers. In certain circumstances, there may be times when not every investment is assessed for ESG factors and, when they are, not every ESG factor may be identified or evaluated. The investment manager's assessment of an issuer's ESG factors is subjective and will likely differ from that of investors, third party service providers (e.g., ratings providers) and other funds. As a result, securities selected by the investment manager may not reflect the beliefs and values of any particular investor. The investment manager also may be dependent on the availability of timely, complete and accurate ESG data reported by issuers and/or third-party research providers, the timeliness, completeness and accuracy of which is out of the investment manager's control. ESG factors are often not uniformly measured or defined, which could impact the investment manager's ability to assess an issuer. While the investment manager views ESG considerations as having the potential to contribute to the Fund's long-term performance, there is no guarantee that such results will be achieved.

Cybersecurity: Cybersecurity incidents, both intentional and unintentional, may allow an unauthorized party to gain access to Fund assets, Fund or customer data (including private shareholder information), or proprietary information, cause the Fund, the investment manager, and/or their service providers (including, but not limited to, Fund accountants, custodians, sub-custodians, transfer agents and financial intermediaries) to suffer data breaches, data corruption or loss of operational functionality or prevent Fund investors from purchasing, redeeming or exchanging shares or receiving distributions. The investment manager has limited ability to prevent or mitigate cybersecurity incidents affecting third party service providers, and such third party service providers may have limited indemnification obligations to the Fund or the investment manager. Cybersecurity incidents may result in financial losses to the Fund and its shareholders, and substantial costs may be incurred in an effort to prevent or mitigate future cybersecurity incidents. Issuers of securities in which the Fund invests are also subject to cybersecurity risks, and the value of these securities could decline if the issuers experience cybersecurity incidents.

Because technology is frequently changing, new ways to carry out cyber attacks are always developing. Therefore, there is a chance that some risks have not been identified or prepared for, or that an attack may not be detected, which puts limitations on the Fund's ability to plan for or respond to a cyber attack. Like other funds and business enterprises, the Fund, the investment manager, and their service providers are subject to the risk of cyber incidents occurring from time to time.

More detailed information about the Fund and its policies and risks can be found in the Fund's Statement of Additional Information (SAI).

A description of the Fund's policies and procedures regarding the release of portfolio holdings information is also

available in the Fund's SAI. Portfolio holdings information can be viewed online at www.franklintempleton.com.

Management

Franklin Advisers, Inc. (Advisers), One Franklin Parkway, San Mateo, California 94403-1906, is the Fund's investment manager.

The Fund is managed by a team of dedicated professionals focused on investments that have paid rising dividends. The portfolio managers of the Fund are as follows:

Matthew D. Quinlan Senior Vice President of Advisers

Mr. Quinlan has been a co-lead portfolio manager of the Fund since 2019. He joined Franklin Templeton in 2005.

Amritha Kasturirangan, CFA Portfolio Manager of Advisers

Ms. Kasturirangan has been co-lead portfolio manager of the Fund since September 2024 and a portfolio manager of the Fund since 2019. She joined Franklin Templeton in 2009.

Nayan Sheth, CFA Portfolio Manager of Advisers

Mr. Sheth has been a portfolio manager of the Fund since 2019. He joined Franklin Templeton in 2014.

As co-lead portfolio managers of the Fund, Mr. Quinlan and Ms. Kasturirangan are jointly and primarily responsible for the day-to-day management of the Fund's portfolio. They have equal authority over all aspects of the Fund's investment portfolio, including, but not limited to, purchases and sales of individual securities, portfolio risk assessment, and the management of daily cash balances in accordance with anticipated investment management requirements. The degree to which each portfolio manager may perform these functions, and the nature of these functions, may change from time to time. Mr. Sheth provides research and advice on the purchases and sales of individual securities, and portfolio risk assessments.

CFA® and Chartered Financial Analyst® are trademarks owned by CFA Institute.

The Fund's SAI provides additional information about portfolio manager compensation, other accounts that they manage and their ownership of Fund shares.

The Fund pays Advisers a fee for managing the Fund's assets.

Advisers has agreed to reduce its fees to reflect reduced services resulting from the Fund's investments in Franklin Templeton affiliated funds.

For the fiscal year ended December 31, 2024, the Fund paid Advisers an effective management fee of 0.62% of the Fund's average net assets for investment management services.

A discussion regarding the basis for the board of trustees' approval of the Fund's investment management agreement is available in the Fund's report on Form N-CSR for the period ended June 30, 2024.

Manager of Managers Structure

The investment manager and the Trust have received an exemptive order from the SEC that allows the Fund to operate in a "manager of managers" structure whereby the investment manager can appoint and replace both wholly-owned and unaffiliated sub-advisors, and enter into, amend and terminate sub-advisory agreements with such sub-advisors, each subject to board approval but without obtaining prior shareholder approval (Manager of Managers Structure). The Fund will, however, inform shareholders of the hiring of any new sub-advisor within 90 days after the hiring. The SEC exemptive order provides the Fund with greater flexibility and efficiency and alleviates the need for the Fund to incur the expense and delays associated with obtaining shareholder approval of such sub-advisory agreements.

The use of the Manager of Managers Structure with respect to the Fund is subject to certain conditions that are set forth in the SEC exemptive order. Under the Manager of Managers Structure, the investment manager has the ultimate responsibility, subject to oversight by the Fund's board of trustees, to oversee sub-advisors and recommend their hiring, termination and replacement. The investment manager will also, subject to the review and approval of the Fund's board of trustees: set the Fund's overall investment strategy; evaluate, select and recommend sub-advisors to manage all or a portion of the Fund's assets; and implement procedures reasonably designed to ensure that each sub-advisor complies with the Fund's investment goal, policies and restrictions. Subject to review by the Fund's board of trustees, the investment manager will allocate and, when appropriate, reallocate the Fund's assets among sub-advisors and monitor and evaluate the sub-advisors' performance.

Financial Highlights

This table presents the financial performance of Fund shares for the past five years or since inception. The table shows certain information on a single Fund share basis (per share performance). It also shows some key Fund statistics, such as total return (past performance) and expense ratios. Total return represents the annual change in value of a share assuming reinvestment of dividends and capital gains. This information has been audited by PricewaterhouseCoopers LLP, an independent registered public accounting firm, whose report, along with the Fund's financial statements, are available on the Fund's website and are included in the Form N-CSR filed with the SEC covering the period ended December 31, 2024, which is available upon request.

Franklin Rising Dividends VIP Fund - Class 1

	Year Ended December 31,				
	2024	2023	2022	2021	2020
Per share operating performance (for a share outstanding throughout the year)					
Net asset value, beginning of year	\$28.23	\$28.18	\$36.74	\$30.17	\$27.90
Income from investment operations ^a :					
Net investment income ^b	0.32	0.37	0.35	0.30	0.32
Net realized and unrealized gains (losses)	2.72	2.98	(4.55)	7.68	3.76
Total from investment operations	3.04	3.35	(4.20)	7.98	4.08
Less distributions from:					
Net investment income	(0.36)	(0.33)	(0.35)	(0.35)	(0.41)
Net realized gains	(1.39)	(2.97)	(4.01)	(1.06)	(1.40)
Total distributions	(1.75)	(3.30)	(4.36)	(1.41)	(1.81)
Net asset value, end of year	\$29.52	\$28.23	\$28.18	\$36.74	\$30.17
Total return ^c	11.04%	12.39%	(10.34)%	27.10%	16.23%
Ratios to average net assets					
Expenses before waiver and payments by affiliates	0.63%	0.65%	0.64%	0.63%	0.65%
Expenses net of waiver and payments by affiliates	0.63% ^d	0.63% ^e	0.63% ^e	0.63% ^{d,e}	0.65% ^{d,e}
Net investment income	1.09%	1.33%	1.18%	0.90%	1.20%
Supplemental data					
Net assets, end of year (000's)	\$119,065	\$117,974	\$114,787	\$141,433	\$156,585
Portfolio turnover rate	15.36%	10.67%	12.59%	3.92%	12.83%

a. The amount shown for a share outstanding throughout the period may not correlate with the Statement of Operations in the annual report for the period due to the timing of sales and repurchases of the Fund's shares in relation to income earned and/or fluctuating fair value of the investments of the Fund.

b. Based on average daily shares outstanding.

c. Total return does not include fees, charges or expenses imposed by the variable annuity and life insurance contracts for which Franklin Templeton Variable Insurance Products Trust serves as an underlying investment vehicle.

d. Benefit of waiver and payments by affiliates rounds to less than 0.01%.

e. Benefit of expense reduction rounds to less than 0.01%.

Franklin Rising Dividends VIP Fund - Class 2

	Year Ended December 31,				
	2024	2023	2022	2021	2020
Per share operating performance (for a share outstanding throughout the year)					
Net asset value, beginning of year	\$26.93	\$27.03	\$35.42	\$29.14	\$26.99
Income from investment operations ^a :					
Net investment income ^b	0.24	0.28	0.27	0.21	0.24
Net realized and unrealized gains (losses)	2.59	2.85	(4.40)	7.41	3.65
Total from investment operations	2.83	3.13	(4.13)	7.62	3.89
Less distributions from:					
Net investment income	(0.29)	(0.26)	(0.25)	(0.28)	(0.33)
Net realized gains	(1.39)	(2.97)	(4.01)	(1.06)	(1.41)
Total distributions	(1.68)	(3.23)	(4.26)	(1.34)	(1.74)
Net asset value, end of year	\$28.08	\$26.93	\$27.03	\$35.42	\$29.14
Total return ^c	10.79%	12.08%	(10.57)%	26.79%	15.97%
Ratios to average net assets					
Expenses before waiver and payments by affiliates	0.88%	0.90%	0.89%	0.88%	0.90%
Expenses net of waiver and payments by affiliates	0.88% ^d	0.88% ^e	0.88% ^e	0.88% ^{d,e}	0.90% ^{d,e}
Net investment income	0.84%	1.08%	0.92%	0.66%	0.95%
Supplemental data					
Net assets, end of year (000's)	\$1,289,854	\$1,256,587	\$1,211,909	\$1,513,905	\$1,365,745
Portfolio turnover rate	15.36%	10.67%	12.59%	3.92%	12.83%

a. The amount shown for a share outstanding throughout the period may not correlate with the Statement of Operations in the annual report for the period due to the timing of sales and repurchases of the Fund's shares in relation to income earned and/or fluctuating fair value of the investments of the Fund.

b. Based on average daily shares outstanding.

c. Total return does not include fees, charges or expenses imposed by the variable annuity and life insurance contracts for which Franklin Templeton Variable Insurance Products Trust serves as an underlying investment vehicle.

d. Benefit of waiver and payments by affiliates rounds to less than 0.01%.

e. Benefit of expense reduction rounds to less than 0.01%.

FUND DETAILS

Franklin Rising Dividends VIP Fund - Class 4

	Year Ended December 31,				
	2024	2023	2022	2021	2020
Per share operating performance (for a share outstanding throughout the year)					
Net asset value, beginning of year	\$26.96	\$27.06	\$35.49	\$29.22	\$27.08
Income from investment operations ^a :					
Net investment income ^b	0.21	0.26	0.24	0.18	0.22
Net realized and unrealized gains (losses)	2.60	2.85	(4.41)	7.42	3.65
Total from investment operations	2.81	3.11	(4.17)	7.60	3.87
Less distributions from:					
Net investment income	(0.27)	(0.24)	(0.25)	(0.27)	(0.32)
Net realized gains	(1.39)	(2.97)	(4.01)	(1.06)	(1.41)
Total distributions	(1.66)	(3.21)	(4.26)	(1.33)	(1.73)
Net asset value, end of year	\$28.11	\$26.96	\$27.06	\$35.49	\$29.22
Total return ^c	10.68%	11.99%	(10.68)%	26.63%	15.85%
Ratios to average net assets					
Expenses before waiver and payments by affiliates	0.98%	1.00%	0.99%	0.98%	1.00%
Expenses net of waiver and payments by affiliates	0.98% ^d	0.98% ^e	0.98% ^e	0.98% ^{d,e}	1.00% ^{d,e}
Net investment income	0.74%	0.98%	0.84%	0.56%	0.85%
Supplemental data					
Net assets, end of year (000's)	\$95,479	\$83,031	\$70,696	\$72,589	\$51,137
Portfolio turnover rate	15.36%	10.67%	12.59%	3.92%	12.83%

a. The amount shown for a share outstanding throughout the period may not correlate with the Statement of Operations in the annual report for the period due to the timing of sales and repurchases of the Fund's shares in relation to income earned and/or fluctuating fair value of the investments of the Fund.

b. Based on average daily shares outstanding.

c. Total return does not include fees, charges or expenses imposed by the variable annuity and life insurance contracts for which Franklin Templeton Variable Insurance Products Trust serves as an underlying investment vehicle.

d. Benefit of waiver and payments by affiliates rounds to less than 0.01%.

e. Benefit of expense reduction rounds to less than 0.01%.

FRANKLIN SMALL CAP VALUE VIP FUND

Effective June 20, 2021, the Fund was closed to new insurance company subaccounts. Existing insurance company subaccounts that had open accounts on June 20, 2021 may continue to make additional purchases. The Fund may restrict, reject or cancel any purchase order and reserves the right to modify this policy at any time.

Investment Goal

The Fund's investment goal is long-term total return.

Principal Investment Policies and Practices

Under normal market conditions, the Fund invests at least 80% of its net assets in investments of small-capitalization (small-cap) companies. Shareholders will be given at least 60 days' advance notice of any change to this 80% policy. Small-cap companies are companies with market capitalizations (the total market value of a company's outstanding stock) not exceeding either: 1) the highest market capitalization in the Russell 2000 Index; or 2) the 12-month average of the highest market capitalization in the Russell 2000 Index, whichever is greater, at the time of purchase. As of the most recent reconstitution, the highest market capitalization in the Russell 2000 Index was \$10.82 billion.

The Fund generally invests in equity securities of companies that the Fund's investment manager believes are undervalued at the time of purchase and have the potential for capital appreciation. An equity security represents a proportionate share of the ownership of a company; its value is based on the success or failure of the company's business, any income paid to stockholders, the value of its assets and general market conditions. Common stocks and preferred stocks, securities convertible into common stocks, and REITs (real estate investment trusts) are examples of equity securities. The Fund invests predominantly in common stocks. The Fund may invest in convertible securities without regard to the ratings assigned by the rating services. The Fund may invest in any kind of REIT, including Equity REITs, Mortgage REITs and hybrid REITs.

In choosing investments that are undervalued, the Fund's investment manager focuses on companies that have one or more of the following characteristics:

- Stock prices that are low relative to current or historical or future earnings, book value, cash flow or sales -- all relative to the market, a company's industry or a company's earnings history
- Recent sharp price declines but the potential for good long-term earnings prospects, in the investment manager's opinion
- Valuable intangibles not reflected in the stock price, such as franchises, distribution networks or market

share for particular products or services, underused or understated assets or cash, or patents and trademarks

The Fund may invest up to 25% of its total assets in foreign securities.

The Fund, from time to time, may have significant positions in particular sectors, such as financial services companies, industrials, consumer discretionary and information technology.

Portfolio Selection

A stock price is undervalued when it is less than the price at which the investment manager believes it would trade if the market reflected all factors relating to the company's worth. The investment manager may consider a company to be undervalued in the marketplace because of overreaction by investors to unfavorable news about a company, an industry or the stock market in general, or as a result of a market decline, poor economic conditions, tax-loss selling, or actual or anticipated unfavorable developments affecting a company. The types of companies the Fund may invest in include, among other things, those that may be considered out of favor due to actual or perceived cyclical or secular challenges, or are experiencing temporary setbacks, mismanagement or undermanagement, are financially stressed, or facing diminished expectations.

In choosing investments, the investment manager conducts an in-depth analysis of a company's long-term or normalized earnings and free cash flow potential, quality of management, ownership of valuable franchises, trademarks or trade names, control of distribution networks, underutilized assets and market share for particular products, balance sheet, and other factors that may identify the issuer as a potential investment. The investment manager considers selling a security when it no longer meets its value criteria.

Fund exposures, including sector weights, are the result of our "bottom-up" stock selection process and are not determined by benchmark composition.

The investment manager may consider sustainability issues, including environmental, social, governance (ESG) factors, alongside traditional financial measures to provide a more comprehensive view of the value, risk and return potential of an investment. ESG factors may include, but are not limited to, emissions, energy and waste management, labor practices and relations, exposure to potential regulatory changes, and corporate governance. The investment manager's fundamental research analysts, using their industry expertise, evaluate which factors the investment manager believes to be material to the investment and incorporate both the risks and opportunities of these factors

into their fundamental valuation. The weight given to consideration of any factor will vary depending on the analyst's assessment of both the potential materiality and probability of that factor, and will only be one component of any investment decision. In addition, ESG factors considered may change over time. The investment manager does not assess every investment for ESG factors and, when it does, not every ESG factor may be identified or evaluated.

Exclusion of Investment Manager from Commodity Pool Operator Definition

With respect to the Fund, the investment manager has claimed an exclusion from the definition of "commodity pool operator" (CPO) under the Commodity Exchange Act (CEA) and the rules of the Commodity Futures Trading Commission (CFTC) and, therefore, is not subject to CFTC registration or regulation as a CPO. In addition, with respect to the Fund, the investment manager is relying upon a related exclusion from the definition of "commodity trading advisor" (CTA) under the CEA and the rules of the CFTC.

The terms of the CPO exclusion require the Fund, among other things, to adhere to certain limits on its investments in commodity futures, commodity options and swaps, which in turn include non-deliverable currency forward contracts, as further described in the Fund's Statement of Additional Information (SAI). Because the investment manager and the Fund intend to comply with the terms of the CPO exclusion, the Fund may, in the future, need to adjust its investment strategies, consistent with its investment goal, to limit its investments in these types of instruments. The Fund is not intended as a vehicle for trading in the commodity futures, commodity options, or swaps markets. The CFTC has neither reviewed nor approved the investment manager's reliance on these exclusions, or the Fund, its investment strategies or this prospectus.

Temporary Investments

When the investment manager believes market or economic conditions are unfavorable for investors, the investment manager may invest up to 100% of the Fund's assets in a temporary defensive manner by holding all or a substantial portion of its assets in cash, cash equivalents or other high quality short-term investments. Temporary defensive investments generally may include short-term U.S. government securities, high grade commercial paper, bank obligations, repurchase agreements, money market fund shares (including shares of an affiliated money market fund), and other money market instruments. The investment manager also may invest in these types of securities or hold cash while looking for suitable investment opportunities or to maintain liquidity. In these circumstances, the Fund may be unable to achieve its investment goal.

Principal Risks

Market: The market values of securities or other investments owned by the Fund will go up or down, sometimes rapidly or unpredictably. The Fund's investments may decline in value due to factors affecting individual issuers (such as the results of supply and demand), or sectors within the securities markets. The value of a security or other investment also may go up or down due to general market conditions that are not specifically related to a particular issuer, such as real or perceived adverse economic conditions, changes in interest rates or exchange rates, or adverse investor sentiment generally. Furthermore, events involving limited liquidity, defaults, non-performance or other adverse developments that affect one industry, such as the financial services industry, or concerns or rumors about any events of these kinds, have in the past and may in the future lead to market-wide liquidity problems, may spread to other industries, and could negatively affect the value and liquidity of the Fund's investments. In addition, unexpected events and their aftermaths, such as the spread of diseases; natural, environmental or man-made disasters; financial, political or social disruptions; terrorism and war; and other tragedies or catastrophes, can cause investor fear and panic, which can adversely affect the economies of many companies, sectors, nations, regions and the market in general, in ways that cannot necessarily be foreseen. During a general downturn in the securities markets, multiple asset classes may decline in value. When markets perform well, there can be no assurance that securities or other investments held by the Fund will participate in or otherwise benefit from the advance.

The long-term impact of the COVID-19 pandemic and its subsequent variants on economies, markets, industries and individual issuers is not known. The U.S. government and the Federal Reserve, as well as certain foreign governments and central banks, took extraordinary actions to support local and global economies and the financial markets in response to the COVID-19 pandemic. This and other government intervention into the economy and financial markets have resulted in a large expansion of government deficits and debt, the long-term consequences of which are not known.

The United States and various countries are currently involved in disputes over trade and other matters, which may result in tariffs, investment restrictions and other adverse impacts on affected companies and securities. Trade disputes may adversely affect the economies of the United States and its trading partners, as well as companies directly or indirectly affected and financial markets generally. For example, the United States has imposed tariffs and other trade barriers on Chinese exports, has restricted sales of certain categories of goods to China, and has established barriers to investments in China. The United States government has prohibited U.S. persons from investing in Chinese companies designated as related to the Chinese military. These and possible future restrictions could limit the

Fund's opportunities for investment and require the sale of securities at a loss or make them illiquid. Moreover, the Chinese government is involved in a longstanding dispute with Taiwan that has included threats of invasion. If the political climate between the United States and China does not improve or continues to deteriorate, if China were to attempt unification of Taiwan by force, or if other geopolitical conflicts develop or get worse, economies, markets and individual securities may be severely affected both regionally and globally, and the value of the Fund's assets may go down.

Stock prices tend to go up and down more dramatically than those of debt securities. A slower-growth or recessionary economic environment could have an adverse effect on the prices of the various stocks held by the Fund.

Small Capitalization Companies: While small capitalization companies may offer substantial opportunities for capital growth, they also may involve more risks than larger companies. Historically, securities issued by small capitalization companies have been more volatile in price than securities that are issued by larger companies, especially over the short term. Among the reasons for the greater price volatility are the less certain growth prospects of small capitalization companies, the lower degree of liquidity in the markets for such securities, and the greater sensitivity of small capitalization companies to changing economic conditions.

In addition, small capitalization companies may lack depth of management, be unable to generate funds necessary for growth or development, have limited product lines or be developing or marketing new products or services for which markets are not yet established and may never become established. Small capitalization companies may be particularly affected by interest rate increases, as they may find it more difficult to borrow money to continue or expand operations, or may have difficulty in repaying loans, particularly those with floating interest rates.

Value Style Investing: A value stock may not increase in price as anticipated by the investment manager if other investors fail to recognize the company's value and bid up the price, the markets favor faster-growing companies, or the factors that the investment manager believes will increase the price of the security do not occur or do not have the anticipated effect.

The Fund's policy of investing in securities that may be out of favor, including turnarounds, cyclical companies, companies reporting poor earnings, and companies whose share prices have declined sharply or that are less widely followed by other investors, differs from the approach followed by many other mutual funds. Cyclical stocks, which typically follow the cycles of an economy through expansion, peak, recession, and recovery, tend to increase in value more quickly during periods of anticipated economic upturns than non-cyclical stocks, but they also tend to lose value more quickly in periods of anticipated economic downturns. Companies emerging from bankruptcy may have difficulty retaining customers and suppliers. These companies may

have relatively weak balance sheets and, during economic downturns, they may have insufficient cash flow to pay their debt obligations and difficulty finding additional financing needed for their operations.

Foreign Securities (non-U.S.): Investing in foreign securities typically involves more risks than investing in U.S. securities, including risks related to currency exchange rates and policies, country or government specific issues, less favorable trading practices or regulation and greater price volatility. Certain of these risks also may apply to securities of U.S. companies with significant foreign operations.

Currency exchange rates: Foreign securities may be issued and traded in foreign currencies. As a result, their market values in U.S. dollars may be affected by changes in exchange rates between such foreign currencies and the U.S. dollar, as well as between currencies of countries other than the U.S. For example, if the value of the U.S. dollar goes up compared to a foreign currency, an investment traded in that foreign currency will go down in value because it will be worth fewer U.S. dollars. The Fund accrues additional expenses when engaging in currency exchange transactions, and valuation of the Fund's foreign securities may be subject to greater risk because both the currency (relative to the U.S. dollar) and the security must be considered.

Political and economic developments: The political, economic and social policies or structures of some foreign countries may be less stable and more volatile than those in the United States. Investments in these countries may be subject to greater risks of internal and external conflicts, expropriation, nationalization of assets, foreign exchange controls (such as suspension of the ability to transfer currency from a given country), restrictions on removal of assets, political or social instability, military action or unrest, diplomatic developments, currency devaluations, foreign ownership limitations, and substantial, punitive or confiscatory tax increases. It is possible that a government may take over the assets or operations of a company or impose restrictions on the exchange or export of currency or other assets. Some countries also may have different legal systems that may make it difficult or expensive for the Fund to vote proxies, exercise shareholder rights, and pursue legal remedies with respect to its foreign investments. Diplomatic and political developments could affect the economies, industries, and securities and currency markets of the countries in which the Fund is invested. These developments include rapid and adverse political changes; social instability; regional conflicts; sanctions imposed by the United States, other nations or other governmental entities, including supranational entities; terrorism; and war. In addition, such developments could contribute to the devaluation of a country's currency, a downgrade in the credit ratings of issuers in such country, or a decline in the value and liquidity of securities of issuers in that country. An imposition of sanctions upon, or other government actions impacting, certain issuers in a country could result in (i) an immediate freeze of that issuer's securities, impairing the ability of the Fund to buy, sell, receive or deliver those

FUND DETAILS

securities or (ii) other limitations on the Fund's ability to invest or hold such securities. These factors would affect the value of the Fund's investments and are extremely difficult, if not impossible, to predict and take into account with respect to the Fund's investments.

Trading practices: Brokerage commissions, withholding taxes, custodial fees, and other fees generally are higher in foreign markets. The policies and procedures followed by foreign stock exchanges, currency markets, trading systems and brokers may differ from those applicable in the United States, with possibly negative consequences to the Fund. The procedures and rules governing foreign trading, settlement and custody (holding of the Fund's assets) also may result in losses or delays in payment, delivery or recovery of money or other property. Foreign government supervision and regulation of foreign securities and currency markets and trading systems may be less than or different from government supervision in the United States, and may increase the Fund's regulatory and compliance burden and/or decrease the Fund's investor rights and protections.

Availability of information: Foreign issuers may not be subject to the same disclosure, accounting, auditing and financial reporting standards and practices as U.S. issuers. Thus, there may be less information publicly available about foreign issuers than about most U.S. issuers. In addition, information provided by foreign issuers may be less timely or less reliable than information provided by U.S. issuers.

Limited markets: Certain foreign securities may be less liquid (harder to sell) and their prices may be more volatile than many U.S. securities. Illiquidity tends to be greater, and valuation of the Fund's foreign securities may be more difficult, due to the infrequent trading and/or delayed reporting of quotes and sales.

Focus: To the extent that the Fund focuses on particular countries, regions, industries, sectors or types of investments from time to time, the Fund may be subject to greater risks of adverse developments in such areas of focus than a fund that invests in a wider variety of countries, regions, industries, sectors or investments.

Financial services companies: Financial services companies are subject to extensive government regulation that may affect their profitability in many ways, including by limiting the amount and types of loans and other commitments they can make, and the interest rates and fees they can charge. A financial services company's profitability, and therefore its stock prices, is especially sensitive to interest rate changes as well as the ability of borrowers to repay their loans. Changing regulations, continuing consolidations, and development of new products and structures all are likely to have a significant impact on financial services companies.

Industrials companies: The stock prices of companies in the industrials sector are affected by supply and demand both for their specific product or service and for industrials sector products in general. Companies in the industrials sector may be adversely affected by changes in government regulation,

world events and economic conditions. In addition, these companies are at risk for environmental damage and product liability claims. Companies in this sector could be adversely affected by commodity price volatility, changes in exchange rates, imposition of export or import controls, increased competition, depletion of resources, technological developments and labor relations.

Consumer discretionary companies: Companies in the consumer discretionary sector could be affected by, among other things, overall economic conditions, interest rates, consumer confidence, and disposable income.

Information technology companies: Companies in the information technology sector have historically been volatile due to the rapid pace of product change and development within the sector. For example, their products and services may not prove commercially successful or may become obsolete quickly. In addition, delays in or cancellation of the release of anticipated products or services may also affect the price of an information technology company's stock. Information technology companies are subject to significant competitive pressures, such as new market entrants, aggressive pricing and tight profit margins. The activities of these companies may also be adversely affected by changes in government regulations, worldwide technological developments or investor perception of a company and/or its products or services. The stock prices of companies operating within this sector may be subject to abrupt or erratic movements.

REITs: Equity REITs may be affected by any changes in the value of the properties and companies owned and other factors, and their prices tend to go up and down. A REIT's performance depends on the types, values and locations of the properties and companies it owns and on how well those companies are managed. A decline in rental income may occur because of extended vacancies, increased competition from other properties, tenants' failure to pay rent or poor management. A REIT's performance also depends on the company's ability to finance property purchases and renovations and manage its cash flows. Because a REIT may be invested in a limited number of projects or in a particular market segment, it may be more susceptible to adverse developments affecting a single project or market segment than more broadly diversified investments. Loss of status as a qualified REIT under the U.S. federal tax laws could adversely affect the value of a particular REIT or the market for REITs as a whole. These risks may also apply to securities of REIT-like entities domiciled outside the U.S.

Management: The Fund is actively managed and could experience losses (realized and unrealized) if the investment manager's judgment about markets, interest rates or the attractiveness, relative values, liquidity, or potential appreciation of particular investments made for the Fund's portfolio prove to be incorrect. The Fund could also experience losses if there are imperfections, errors or limitations in the models, tools, and data used by the investment manager or if the investment manager's techniques or investment decisions do not produce the

desired results. Additionally, legislative, regulatory, or tax developments may affect the investment techniques available to the investment manager in connection with managing the Fund and may also adversely affect the ability of the Fund to achieve its investment goal.

ESG Considerations: ESG considerations are one of a number of factors that the investment manager examines when considering investments for the Fund's portfolio. In light of this, the issuers in which the Fund invests may not be considered ESG-focused companies. In addition, ESG considerations assessed as part of the Fund's investment process may vary across types of eligible investments and issuers. The investment manager does not assess every investment for ESG factors and, when it does, not every ESG factor may be identified or evaluated. The investment manager's assessment of an issuer may differ from that of investors, third-party service providers, such as ratings providers, and other funds. As a result, securities selected by the investment manager may not reflect the beliefs and values of any particular investor. The investment manager also may be dependent on the availability of timely, complete and accurate ESG data being reported by issuers and/or third-party research providers to evaluate ESG factors. ESG factors are often not uniformly measured or defined, which could impact the investment manager's ability to assess an issuer. While the investment manager views ESG considerations as having the potential to contribute to the Fund's long-term performance, there is no guarantee that such results will be achieved.

Cybersecurity: Cybersecurity incidents, both intentional and unintentional, may allow an unauthorized party to gain access to Fund assets, Fund or customer data (including private shareholder information), or proprietary information, cause the Fund, the investment manager, and/or their service providers (including, but not limited to, Fund accountants, custodians, sub-custodians, transfer agents and financial intermediaries) to suffer data breaches, data corruption or loss of operational functionality or prevent Fund investors from purchasing, redeeming or exchanging shares or receiving distributions. The investment manager has limited ability to prevent or mitigate cybersecurity incidents affecting third party service providers, and such third party service providers may have limited indemnification obligations to the Fund or the investment manager. Cybersecurity incidents may result in financial losses to the Fund and its shareholders, and substantial costs may be incurred in an effort to prevent or mitigate future cybersecurity incidents. Issuers of securities in which the Fund invests are also subject to cybersecurity risks, and the value of these securities could decline if the issuers experience cybersecurity incidents.

Because technology is frequently changing, new ways to carry out cyber attacks are always developing. Therefore, there is a chance that some risks have not been identified or prepared for, or that an attack may not be detected, which puts limitations on the Fund's ability to plan for or respond to a cyber attack. Like other funds and business enterprises, the Fund, the investment manager, and their service

providers are subject to the risk of cyber incidents occurring from time to time.

More detailed information about the Fund and its policies and risks can be found in the Fund's Statement of Additional Information (SAI).

A description of the Fund's policies and procedures regarding the release of portfolio holdings information is also available in the Fund's SAI. Portfolio holdings information can be viewed online at www.franklintempleton.com.

Management

Franklin Mutual Advisers, LLC (Franklin Mutual), 101 John F. Kennedy Parkway, Short Hills, New Jersey 07078, is the Fund's investment manager.

The Fund is managed by a team of dedicated professionals focused on investments of small cap value companies. The portfolio managers of the Fund are as follows:

Steven Raineri Portfolio Manager

Mr. Raineri has been the lead portfolio manager of the Fund since 2012. Mr. Raineri has primary responsibility for the investments of the Fund. He has final authority over all aspects of the Fund's investment portfolio, including but not limited to, purchases and sales of individual securities, portfolio risk assessment, and the management of daily cash balances in accordance with anticipated investment management requirements. The degree to which he may perform these functions, and the nature of these functions, may change from time to time. He joined Franklin Templeton in 2005.

Christopher Meeker, CFA Portfolio Manager

Mr. Meeker has been a portfolio manager of the Fund since 2015, providing support to the lead portfolio manager as needed. He joined Franklin Templeton in 2012.

Nicholas Karzon, CFA Portfolio Manager

Mr. Karzon has been a portfolio manager of the Fund since 2019, providing support to the lead portfolio manager as needed. He joined Franklin Templeton in 2014.

CFA® and Chartered Financial Analyst® are trademarks owned by CFA Institute.

The Fund's SAI provides additional information about portfolio manager compensation, other accounts that they manage and their ownership of Fund shares.

The Fund pays Franklin Mutual a fee for managing the Fund's assets.

Franklin Mutual has agreed to reduce its fees to reflect reduced services resulting from the Fund's investments in Franklin Templeton affiliated funds.

For the fiscal year ended December 31, 2024, the Fund paid Franklin Mutual an effective management fee of 0.64% of the Fund's average net assets for investment management services.

FUND DETAILS

A discussion regarding the basis for the board of trustees' approval of the Fund's investment management agreement is available in the Fund's report on Form N-CSR for the period ended June 30, 2024.

Manager of Managers Structure

The investment manager and the Trust have received an exemptive order from the SEC that allows the Fund to operate in a "manager of managers" structure whereby the investment manager can appoint and replace both wholly-owned and unaffiliated sub-advisors, and enter into, amend and terminate sub-advisory agreements with such sub-advisors, each subject to board approval but without obtaining prior shareholder approval (Manager of Managers Structure). The Fund will, however, inform shareholders of the hiring of any new sub-advisor within 90 days after the hiring. The SEC exemptive order provides the Fund with greater flexibility and efficiency and alleviates the need for the Fund to incur the expense and delays associated with obtaining shareholder approval of such sub-advisory agreements.

The use of the Manager of Managers Structure with respect to the Fund is subject to certain conditions that are set forth in the SEC exemptive order. Under the Manager of Managers Structure, the investment manager has the ultimate responsibility, subject to oversight by the Fund's board of trustees, to oversee sub-advisors and recommend their hiring, termination and replacement. The investment manager will also, subject to the review and approval of the Fund's board of trustees: set the Fund's overall investment strategy; evaluate, select and recommend sub-advisors to manage all or a portion of the Fund's assets; and implement procedures reasonably designed to ensure that each sub-advisor complies with the Fund's investment goal, policies and restrictions. Subject to review by the Fund's board of trustees, the investment manager will allocate and, when appropriate, reallocate the Fund's assets among sub-advisors and monitor and evaluate the sub-advisors' performance.

Financial Highlights

This table presents the financial performance of Fund shares for the past five years or since inception. The table shows certain information on a single Fund share basis (per share performance). It also shows some key Fund statistics, such as total return (past performance) and expense ratios. Total return represents the annual change in value of a share assuming reinvestment of dividends and capital gains. This information has been audited by PricewaterhouseCoopers LLP, an independent registered public accounting firm, whose report, along with the Fund's financial statements, are available on the Fund's website and are included in the Form N-CSR filed with the SEC covering the period ended December 31, 2024, which is available upon request.

FUND DETAILS

Franklin Small Cap Value VIP Fund - Class 1

	Year Ended December 31,				
	2024	2023	2022	2021	2020
Per share operating performance (for a share outstanding throughout the year)					
Net asset value, beginning of year	\$14.16	\$13.32	\$18.43	\$15.20	\$15.73
Income from investment operations ^a :					
Net investment income ^b	0.19	0.17	0.12	0.19	0.20
Net realized and unrealized gains (losses)	1.45	1.50	(2.06)	3.71	0.31
Total from investment operations	1.64	1.67	(1.94)	3.90	0.51
Less distributions from:					
Net investment income	(0.16)	(0.10)	(0.21)	(0.21)	(0.23)
Net realized gains	(0.32)	(0.73)	(2.96)	(0.46)	(0.81)
Total distributions	(0.48)	(0.83)	(3.17)	(0.67)	(1.04)
Net asset value, end of year	\$15.32	\$14.16	\$13.32	\$18.43	\$15.20
Total return ^c	12.01%	13.02%	(9.82)%	25.67%	5.41%
Ratios to average net assets					
Expenses before waiver and payments by affiliates	0.65%	0.66%	0.63%	0.66%	0.68%
Expenses net of waiver and payments by affiliates	0.65% ^d	0.65% ^e	0.62% ^e	0.66% ^d	0.68% ^{d,e}
Net investment income	1.26%	1.27%	0.82%	1.07%	1.54%
Supplemental data					
Net assets, end of year (000's)	\$85,945	\$73,984	\$66,574	\$73,715	\$50,572
Portfolio turnover rate	58.70%	65.28%	54.83%	60.41%	69.40%

a. The amount shown for a share outstanding throughout the period may not correlate with the Statement of Operations in the annual report in the annual report for the period due to the timing of sales and repurchases of the Fund's shares in relation to income earned and/or fluctuating fair value of the investments of the Fund.

b. Based on average daily shares outstanding.

c. Total return does not include fees, charges or expenses imposed by the variable annuity and life insurance contracts for which Franklin Templeton Variable Insurance Products Trust serves as an underlying investment vehicle.

d. Benefit of waiver and payments by affiliates rounds to less than 0.01%.

e. Benefit of expense reduction rounds to less than 0.01%.

Franklin Small Cap Value VIP Fund - Class 2

	Year Ended December 31,				
	2024	2023	2022	2021	2020
Per share operating performance (for a share outstanding throughout the year)					
Net asset value, beginning of year	\$13.27	\$12.53	\$17.54	\$14.50	\$15.05
Income from investment operations ^a :					
Net investment income ^b	0.14	0.13	0.08	0.14	0.16
Net realized and unrealized gains (losses)	1.36	1.41	(1.97)	3.53	0.30
Total from investment operations	1.50	1.54	(1.89)	3.67	0.46
Less distributions from:					
Net investment income	(0.13)	(0.07)	(0.16)	(0.17)	(0.19)
Net realized gains	(0.32)	(0.73)	(2.96)	(0.46)	(0.82)
Total distributions	(0.45)	(0.80)	(3.12)	(0.63)	(1.01)
Net asset value, end of year	\$14.32	\$13.27	\$12.53	\$17.54	\$14.50
Total return ^c	11.71%	12.75%	(10.06)%	25.37%	5.19%
Ratios to average net assets					
Expenses before waiver and payments by affiliates	0.90%	0.91%	0.88%	0.91%	0.93%
Expenses net of waiver and payments by affiliates	0.90% ^d	0.90% ^e	0.87% ^e	0.91% ^d	0.93% ^{d,e}
Net investment income	1.01%	1.02%	0.56%	0.83%	1.28%
Supplemental data					
Net assets, end of year (000's)	\$1,002,257	\$1,000,793	\$943,928	\$1,135,623	\$1,103,373
Portfolio turnover rate	58.70%	65.28%	54.83%	60.41%	69.40%

a. The amount shown for a share outstanding throughout the period may not correlate with the Statement of Operations in the annual report in the annual report for the period due to the timing of sales and repurchases of the Fund's shares in relation to income earned and/or fluctuating fair value of the investments of the Fund.

b. Based on average daily shares outstanding.

c. Total return does not include fees, charges or expenses imposed by the variable annuity and life insurance contracts for which Franklin Templeton Variable Insurance Products Trust serves as an underlying investment vehicle.

d. Benefit of waiver and payments by affiliates rounds to less than 0.01%.

e. Benefit of expense reduction rounds to less than 0.01%.

FUND DETAILS

Franklin Small Cap Value VIP Fund - Class 4

	Year Ended December 31,				
	2024	2023	2022	2021	2020
Per share operating performance (for a share outstanding throughout the year)					
Net asset value, beginning of year	\$13.88	\$13.07	\$18.14	\$14.99	\$15.51
Income from investment operations ^a :					
Net investment income ^b	0.13	0.12	0.07	0.13	0.15
Net realized and unrealized gains (losses)	1.43	1.48	(2.03)	3.64	0.32
Total from investment operations	1.56	1.60	(1.96)	3.77	0.47
Less distributions from:					
Net investment income	(0.12)	(0.06)	(0.15)	(0.16)	(0.18)
Net realized gains	(0.32)	(0.73)	(2.96)	(0.46)	(0.81)
Total distributions	(0.44)	(0.79)	(3.11)	(0.62)	(0.99)
Net asset value, end of year	\$15.00	\$13.88	\$13.07	\$18.14	\$14.99
Total return ^c	11.60%	12.67%	(10.11)%	25.17%	5.13%
Ratios to average net assets					
Expenses before waiver and payments by affiliates	1.00%	1.01%	0.98%	1.01%	1.03%
Expenses net of waiver and payments by affiliates	1.00% ^d	1.00% ^e	0.97% ^e	1.01% ^d	1.03% ^{d,e}
Net investment income	0.91%	0.93%	0.47%	0.73%	1.18%
Supplemental data					
Net assets, end of year (000's)	\$50,752	\$43,731	\$35,519	\$38,148	\$29,461
Portfolio turnover rate	58.70%	65.28%	54.83%	60.41%	69.40%

a. The amount shown for a share outstanding throughout the period may not correlate with the Statement of Operations in the annual report in the annual report for the period due to the timing of sales and repurchases of the Fund's shares in relation to income earned and/or fluctuating fair value of the investments of the Fund.

b. Based on average daily shares outstanding.

c. Total return does not include fees, charges or expenses imposed by the variable annuity and life insurance contracts for which Franklin Templeton Variable Insurance Products Trust serves as an underlying investment vehicle.

d. Benefit of waiver and payments by affiliates rounds to less than 0.01%.

e. Benefit of expense reduction rounds to less than 0.01%.

FRANKLIN SMALL-MID CAP GROWTH VIP FUND

Investment Goal

The Fund's investment goal is long-term capital growth.

Principal Investment Policies and Practices

Under normal market conditions, the Fund invests at least 80% of its net assets in investments of small-capitalization (small-cap) and mid-capitalization (mid-cap) companies. Shareholders will be given at least 60 days' advance notice of any change to this policy. Under normal market conditions, the Fund invests predominantly in equity securities, predominantly in common stock.

For this Fund, small-cap companies are companies within the market capitalization range of companies in the Russell 2500™ Index at the time of purchase and mid-cap companies are companies within the market capitalization range of companies in the Russell Midcap® Index at the time of purchase. The market capitalization range of the Russell 2500 Index was \$10.95 million to \$24.02 billion and the market capitalization range of the Russell Midcap Index was \$360.61 million to \$95.43 billion as of their last reconstitution date. The indexes are reconstituted annually. Market capitalization is defined as share price multiplied by the number of shares of common stock outstanding. The investment manager may continue to hold an investment for further capital growth opportunities even if, through market appreciation, the company's market capitalization exceeds the small or mid-cap measures described above.

The Fund, from time to time, may have significant positions in particular sectors such as information technology, healthcare, financials, industrials and consumer discretionary.

In addition to the Fund's main investments, the Fund may invest in equity securities of larger companies. An equity security represents a proportionate share of the ownership of a company; its value is based on the success or failure of the company's business, any income paid to stockholders, the value of its assets, and general market conditions. Common stocks and preferred stocks are examples of equity securities.

The Fund may invest up to 10% of its total assets in foreign securities.

The Fund may make private investments in companies whose securities are not publicly traded, often in the form of private placements, which are exempt from registration under the federal securities laws and are only sold to certain investors meeting predefined criteria. The Fund may also invest in companies through initial public offerings.

Portfolio Selection

The investment manager uses fundamental, "bottom-up" research to seek companies meeting its criteria of growth potential, quality and valuation. In seeking sustainable growth characteristics, the investment manager looks for companies it believes can produce sustainable earnings and cash flow growth, evaluating the long-term market opportunity and competitive structure of an industry to target leaders and emerging leaders. The investment manager defines quality companies as those with strong and improving competitive positions in attractive markets. The investment manager also believes important attributes of quality are experienced and talented management teams as well as financial strength reflected in the capital structure, gross and operating margins, free cash flow generation and returns on capital employed. The investment manager's valuation analysis includes a range of potential outcomes based on an assessment of multiple scenarios. In assessing value, the investment manager considers whether security prices fully reflect the balance of the sustainable growth opportunities relative to business and financial risks.

Alongside traditional financial and economic analyses, the investment manager assesses the potential impacts of material environmental, social and governance (ESG) factors on a company, which the investment manager believes provide a measure of the company's sustainability. In analyzing ESG factors, the investment manager assesses whether a company's practices pose a material financial risk or opportunity. Consideration of ESG factors and risks is only one component of the investment manager's assessment of eligible investments and may not be a determinative factor in the investment manager's final decision on whether to invest in a security. In addition, the weight given to ESG factors may vary across types of investments, industries, regions and issuers and ESG factors and weights considered may change over time. In certain circumstances, there may be times when not every investment is assessed for ESG factors and, when they are, not every ESG factor may be identified or evaluated.

Exclusion of Investment Manager from Commodity Pool Operator Definition

With respect to the Fund, the investment manager has claimed an exclusion from the definition of "commodity pool operator" (CPO) under the Commodity Exchange Act (CEA) and the rules of the Commodity Futures Trading Commission (CFTC) and, therefore, is not subject to CFTC registration or regulation as a CPO. In addition, with respect to the Fund, the investment manager is relying upon a related exclusion from the definition of "commodity trading advisor" (CTA) under the CEA and the rules of the CFTC.

The terms of the CPO exclusion require the Fund, among other things, to adhere to certain limits on its investments in

FUND DETAILS

commodity futures, commodity options and swaps, which in turn include non-deliverable currency forward contracts, as further described in the Fund's Statement of Additional Information (SAI). Because the investment manager and the Fund intend to comply with the terms of the CPO exclusion, the Fund may, in the future, need to adjust its investment strategies, consistent with its investment goal, to limit its investments in these types of instruments. The Fund is not intended as a vehicle for trading in the commodity futures, commodity options, or swaps markets. The CFTC has neither reviewed nor approved the investment manager's reliance on these exclusions, or the Fund, its investment strategies or this prospectus.

Temporary Investments

When the investment manager believes market or economic conditions are unfavorable for investors, the investment manager may invest up to 100% of the Fund's assets in a temporary defensive manner by holding all or a substantial portion of its assets in cash, cash equivalents or other high quality short-term investments. Temporary defensive investments generally may include short-term U.S. government securities, high grade commercial paper, bank obligations, repurchase agreements, money market fund shares (including shares of an affiliated money market fund), and other money market instruments. The investment manager also may invest in these types of securities or hold cash while looking for suitable investment opportunities or to maintain liquidity. In these circumstances, the Fund may be unable to achieve its investment goal.

Principal Risks

Market: The market values of securities or other investments owned by the Fund will go up or down, sometimes rapidly or unpredictably. The Fund's investments may decline in value due to factors affecting individual issuers (such as the results of supply and demand), or sectors within the securities markets. The value of a security or other investment also may go up or down due to general market conditions that are not specifically related to a particular issuer, such as real or perceived adverse economic conditions, changes in interest rates or exchange rates, or adverse investor sentiment generally. Furthermore, events involving limited liquidity, defaults, non-performance or other adverse developments that affect one industry, such as the financial services industry, or concerns or rumors about any events of these kinds, have in the past and may in the future lead to market-wide liquidity problems, may spread to other industries, and could negatively affect the value and liquidity of the Fund's investments. In addition, unexpected events and their aftermaths, such as the spread of diseases; natural, environmental or man-made disasters; financial, political or social disruptions; terrorism and war; and other tragedies or catastrophes, can cause investor fear and panic, which can adversely affect the economies of many companies, sectors, nations, regions and the market in general, in ways that cannot necessarily be foreseen.

During a general downturn in the securities markets, multiple asset classes may decline in value. When markets perform well, there can be no assurance that securities or other investments held by the Fund will participate in or otherwise benefit from the advance.

The long-term impact of the COVID-19 pandemic and its subsequent variants on economies, markets, industries and individual issuers is not known. The U.S. government and the Federal Reserve, as well as certain foreign governments and central banks, took extraordinary actions to support local and global economies and the financial markets in response to the COVID-19 pandemic. This and other government intervention into the economy and financial markets have resulted in a large expansion of government deficits and debt, the long-term consequences of which are not known.

The United States and various countries are currently involved in disputes over trade and other matters, which may result in tariffs, investment restrictions and other adverse impacts on affected companies and securities. Trade disputes may adversely affect the economies of the United States and its trading partners, as well as companies directly or indirectly affected and financial markets generally. For example, the United States has imposed tariffs and other trade barriers on Chinese exports, has restricted sales of certain categories of goods to China, and has established barriers to investments in China. The United States government has prohibited U.S. persons from investing in Chinese companies designated as related to the Chinese military. These and possible future restrictions could limit the Fund's opportunities for investment and require the sale of securities at a loss or make them illiquid. Moreover, the Chinese government is involved in a longstanding dispute with Taiwan that has included threats of invasion. If the political climate between the United States and China does not improve or continues to deteriorate, if China were to attempt unification of Taiwan by force, or if other geopolitical conflicts develop or get worse, economies, markets and individual securities may be severely affected both regionally and globally, and the value of the Fund's assets may go down.

Stock prices tend to go up and down more dramatically than those of debt securities. A slower-growth or recessionary economic environment could have an adverse effect on the prices of the various stocks held by the Fund.

Growth Style Investing: Growth stock prices reflect projections of future earnings or revenues, and can, therefore, fall dramatically if the company fails to meet those projections. Growth stocks may be more expensive relative to their current earnings or assets compared to value or other stocks, and if earnings growth expectations moderate, their valuations may return to more typical norms, causing their stock prices to fall. Prices of these companies' securities may be more volatile than other securities, particularly over the short term. In addition, investment styles can go in and out of favor, which could cause additional volatility in the prices of the Fund's portfolio holdings.

Small and Mid Capitalization Companies: While small and mid capitalization companies may offer substantial opportunities for capital growth, they also may involve more risks than larger companies. Historically, securities issued by small and mid capitalization companies have been more volatile in price than securities that are issued by larger companies, especially over the short term. Among the reasons for the greater price volatility are the less certain growth prospects of small and mid capitalization companies, the lower degree of liquidity in the markets for such securities, and the greater sensitivity of small and mid capitalization companies to changing economic conditions.

In addition, small and mid capitalization companies may lack depth of management, be unable to generate funds necessary for growth or development, have limited product lines or be developing or marketing new products or services for which markets are not yet established and may never become established. Small and mid capitalization companies may be particularly affected by interest rate increases, as they may find it more difficult to borrow money to continue or expand operations, or may have difficulty in repaying loans, particularly those with floating interest rates.

Focus: To the extent that the Fund focuses on particular countries, regions, industries, sectors or types of investments from time to time, the Fund may be subject to greater risks of adverse developments in such areas of focus than a fund that invests in a wider variety of countries, regions, industries, sectors or investments.

Information technology companies: Companies in the information technology sector have historically been volatile due to the rapid pace of product change and development within the sector. For example, their products and services may not prove commercially successful or may become obsolete quickly. In addition, delays in or cancellation of the release of anticipated products or services may also affect the price of an information technology company's stock. Information technology companies are subject to significant competitive pressures, such as new market entrants, aggressive pricing and tight profit margins. The activities of these companies may also be adversely affected by changes in government regulations, worldwide technological developments or investor perception of a company and/or its products or services. The stock prices of companies operating within this sector may be subject to abrupt or erratic movements.

Healthcare companies: The activities of healthcare companies may be funded or subsidized by federal and state governments. If government funding and subsidies are reduced or discontinued, the profitability of these companies could be adversely affected. Healthcare companies may also be affected by government policies on healthcare reimbursements, regulatory approval for new drugs and medical products, and similar matters. They are also subject to legislative risk, i.e., the risks associated with the reform of the healthcare system through legislation.

Financial services companies: Financial services companies are subject to extensive government regulation

that may affect their profitability in many ways, including by limiting the amount and types of loans and other commitments they can make, and the interest rates and fees they can charge. A financial services company's profitability, and therefore its stock prices, is especially sensitive to interest rate changes as well as the ability of borrowers to repay their loans. Changing regulations, continuing consolidations, and development of new products and structures all are likely to have a significant impact on financial services companies.

Industrials companies: The stock prices of companies in the industrials sector are affected by supply and demand both for their specific product or service and for industrials sector products in general. Companies in the industrials sector may be adversely affected by changes in government regulation, world events and economic conditions. In addition, these companies are at risk for environmental damage and product liability claims. Companies in this sector could be adversely affected by commodity price volatility, changes in exchange rates, imposition of export or import controls, increased competition, depletion of resources, technological developments and labor relations.

Consumer discretionary companies: Companies in the consumer discretionary sector could be affected by, among other things, overall economic conditions, interest rates, consumer confidence, and disposable income.

Liquidity: Liquidity risk exists when the markets for particular securities or types of securities or other investments are or become relatively illiquid so that the Fund is unable, or it becomes more difficult for the Fund, to sell the security or other investment at the price at which the Fund has valued the security. Illiquidity may result from political, economic or issuer specific events; supply/demand imbalances; changes in a specific market's size or structure, including the number of participants; or overall market disruptions. Securities or other investments with reduced liquidity or that become illiquid may involve greater risk than securities with more liquid markets. Market prices or quotations for illiquid securities may be volatile, and there may be large spreads between bid and ask prices. Reduced liquidity may have an adverse impact on market price and the Fund's ability to sell particular securities when necessary to meet the Fund's liquidity needs, which may arise or increase in response to a specific economic event or because the investment manager wishes to purchase particular investments or believes that a higher level of liquidity would be advantageous. An investment may become illiquid if the Fund and its affiliates receive material non-public information about the issuer or the investment. To the extent that the Fund and its affiliates hold a significant portion of an issuer's outstanding securities, the Fund may be subject to greater liquidity risk than if the issuer's securities were more widely held.

Private Company/Private Placement Risk: Investments in the stocks of private companies, including companies that have not yet issued securities publicly in an initial public offering ("IPO"), involve greater risks than investments in

FUND DETAILS

stocks of companies that have traded publicly on an exchange for extended time periods. Compared to public companies, there is significantly less information available about private companies' business models, quality of management, earnings growth potential, and other criteria that are normally considered when evaluating the investment prospects of a company and there is no assurance that the information obtained by the Fund is reliable. Investments in private companies and private placements are generally considered to be illiquid and may be difficult to sell at a desirable time or at the prices at which the Fund has valued the investments. Investments in private companies and private placements are typically difficult to value since there are no market prices and less overall financial information available. The Fund's NAV could be adversely affected if the Fund's determinations regarding the value of the Fund's private investments were materially higher than the values that the Fund ultimately realizes upon the disposal of such investments. Difficulty in valuing such investments may make it difficult to accurately determine a Fund's exposure to private investments, which could cause the Fund to invest to a greater extent in illiquid investments and subject the Fund to increased risks. In addition, private companies may have limited financial resources and may be unable to meet their obligations. These companies may not ever issue shares in an IPO and a liquid market for their shares may never develop. Investments in private companies and private placements may involve a high degree of business and financial risk and may result in substantial losses. These factors may have a negative effect on the Fund's performance.

Management: The Fund is actively managed and could experience losses (realized and unrealized) if the investment manager's judgment about markets, interest rates or the attractiveness, relative values, liquidity, or potential appreciation of particular investments made for the Fund's portfolio prove to be incorrect. The Fund could also experience losses if there are imperfections, errors or limitations in the models, tools, and data used by the investment manager or if the investment manager's techniques or investment decisions do not produce the desired results. Additionally, legislative, regulatory, or tax developments may affect the investment techniques available to the investment manager in connection with managing the Fund and may also adversely affect the ability of the Fund to achieve its investment goal.

ESG Considerations: ESG considerations are one of a number of factors that the investment manager examines when considering investments for the Fund's portfolio. In light of this, the issuers in which the Fund invests may not be considered ESG-focused issuers and may have lower or adverse ESG assessments. Consideration of ESG factors may affect the Fund's exposure to certain issuers or industries and may not work as intended. In addition, ESG considerations assessed as part of the Fund's investment process may vary across types of eligible investments and issuers. In certain circumstances, there may be times when not every investment is assessed for ESG factors and, when

they are, not every ESG factor may be identified or evaluated. The investment manager's assessment of an issuer's ESG factors is subjective and will likely differ from that of investors, third party service providers (e.g., ratings providers) and other funds. As a result, securities selected by the investment manager may not reflect the beliefs and values of any particular investor. The investment manager also may be dependent on the availability of timely, complete and accurate ESG data reported by issuers and/or third-party research providers, the timeliness, completeness and accuracy of which is out of the investment manager's control. ESG factors are often not uniformly measured or defined, which could impact the investment manager's ability to assess an issuer. While the investment manager views ESG considerations as having the potential to contribute to the Fund's long-term performance, there is no guarantee that such results will be achieved.

Foreign Securities (non-U.S.): Investing in foreign securities typically involves more risks than investing in U.S. securities. Certain of these risks also may apply to securities of U.S. companies with significant foreign operations. These risks can increase the potential for investment loss in the Fund and may include, among others, currency risks (such as fluctuations in currency exchange rates and currency devaluations); country risks (such as political, diplomatic, or regional conflicts, terrorism or war, social and economic instability, and internal or external policies or economic sanctions limiting or restricting foreign investment, the movement of assets or other economic activity); and risks associated with the state of a country's financial markets and legal institutions. Other foreign securities risks may include unfavorable trading, settlement or custodial practices, unfavorable tax policies, less government supervision, less publicly available information, less stringent investor protection standards, limited legal redress for violations of law, limited trading markets and greater illiquidity and greater price volatility.

Cybersecurity: Cybersecurity incidents, both intentional and unintentional, may allow an unauthorized party to gain access to Fund assets, Fund or customer data (including private shareholder information), or proprietary information, cause the Fund, the investment manager, and/or their service providers (including, but not limited to, Fund accountants, custodians, sub-custodians, transfer agents and financial intermediaries) to suffer data breaches, data corruption or loss of operational functionality or prevent Fund investors from purchasing, redeeming or exchanging shares or receiving distributions. The investment manager has limited ability to prevent or mitigate cybersecurity incidents affecting third party service providers, and such third party service providers may have limited indemnification obligations to the Fund or the investment manager. Cybersecurity incidents may result in financial losses to the Fund and its shareholders, and substantial costs may be incurred in an effort to prevent or mitigate future cybersecurity incidents. Issuers of securities in which the Fund invests are also subject to cybersecurity risks, and the

value of these securities could decline if the issuers experience cybersecurity incidents.

Because technology is frequently changing, new ways to carry out cyber attacks are always developing. Therefore, there is a chance that some risks have not been identified or prepared for, or that an attack may not be detected, which puts limitations on the Fund's ability to plan for or respond to a cyber attack. Like other funds and business enterprises, the Fund, the investment manager, and their service providers are subject to the risk of cyber incidents occurring from time to time.

More detailed information about the Fund and its policies and risks can be found in the Fund's Statement of Additional Information (SAI).

A description of the Fund's policies and procedures regarding the release of portfolio holdings information is also available in the Fund's SAI. Portfolio holdings information can be viewed online at www.franklintempleton.com.

Management

Franklin Advisers, Inc. (Advisers), One Franklin Parkway, San Mateo, California 94403-1906, is the Fund's investment manager.

The Fund is managed by a team of dedicated professionals focused on investments of small and mid-cap companies. The portfolio managers of the Fund are as follows:

John P. Scandalios, CFA Senior Vice President of Advisers

Mr. Scandalios has been a portfolio manager of the Fund since 2016 and assumed duties of lead portfolio manager since 2018. He has primary responsibility for the investments of the Fund. He has final authority over all aspects of the Fund's investment portfolio, including but not limited to, purchases and sales of individual securities, portfolio risk assessment, and the management of daily cash balances in accordance with anticipated investment management requirements. The degree to which he may perform these functions, and the nature of these functions, may change from time to time. He joined Franklin Templeton in 1996.

Michael McCarthy, CFA Executive Vice President of Advisers

Mr. McCarthy has been a portfolio manager of the Fund since 1995, providing research and advice on the purchases and sales of individual securities, and portfolio risk assessment. He joined Franklin Templeton in 1992.

Jennifer Chen Portfolio Manager of Advisers

Ms. Chen has been a portfolio manager of the Fund since September 2024. She joined Franklin Templeton in 2021. Prior to joining Franklin Templeton, Ms. Chen was a private equity director at Saban Capital Group.

CFA® and Chartered Financial Analyst® are trademarks owned by CFA Institute.

The Fund's SAI provides additional information about portfolio manager compensation, other accounts that they manage and their ownership of Fund shares.

The Fund pays Advisers a fee for managing the Fund's assets.

Advisers has agreed to reduce its fees to reflect reduced services resulting from the Fund's investments in Franklin Templeton affiliated funds.

For the fiscal year ended December 31, 2024, the Fund paid Advisers an effective management fee of 0.79% of the Fund's average net assets for investment management services.

A discussion regarding the basis for the board of trustees' approval of the Fund's investment management agreement is available in the Fund's report on Form N-CSR for the period ended June 30, 2024.

Manager of Managers Structure

The investment manager and the Trust have received an exemptive order from the SEC that allows the Fund to operate in a "manager of managers" structure whereby the investment manager can appoint and replace both wholly-owned and unaffiliated sub-advisors, and enter into, amend and terminate sub-advisory agreements with such sub-advisors, each subject to board approval but without obtaining prior shareholder approval (Manager of Managers Structure). The Fund will, however, inform shareholders of the hiring of any new sub-advisor within 90 days after the hiring. The SEC exemptive order provides the Fund with greater flexibility and efficiency and alleviates the need for the Fund to incur the expense and delays associated with obtaining shareholder approval of such sub-advisory agreements.

The use of the Manager of Managers Structure with respect to the Fund is subject to certain conditions that are set forth in the SEC exemptive order. Under the Manager of Managers Structure, the investment manager has the ultimate responsibility, subject to oversight by the Fund's board of trustees, to oversee sub-advisors and recommend their hiring, termination and replacement. The investment manager will also, subject to the review and approval of the Fund's board of trustees: set the Fund's overall investment strategy; evaluate, select and recommend sub-advisors to manage all or a portion of the Fund's assets; and implement procedures reasonably designed to ensure that each sub-advisor complies with the Fund's investment goal, policies and restrictions. Subject to review by the Fund's board of trustees, the investment manager will allocate and, when appropriate, reallocate the Fund's assets among sub-advisors and monitor and evaluate the sub-advisors' performance.

Financial Highlights

This table presents the financial performance of Fund shares for the past five years or since inception. The table shows certain information on a single Fund share basis (per share performance). It also shows some key Fund statistics, such as total return (past performance) and expense ratios. Total return represents the annual change in value of a share assuming reinvestment of dividends and capital gains. This information has been audited by PricewaterhouseCoopers LLP, an independent registered public accounting firm, whose report, along with the Fund's financial statements, are available on the Fund's website and are included in the Form N-CSR filed with the SEC covering the period ended December 31, 2024, which is available upon request.

Franklin Small-Mid Cap Growth VIP Fund - Class 1

	Year Ended December 31,				
	2024	2023	2022	2021	2020
Per share operating performance (for a share outstanding throughout the year)					
Net asset value, beginning of year	\$17.06	\$13.42	\$26.72	\$26.99	\$19.74
Income from investment operations ^a :					
Net investment income (loss) ^b	(0.02)	0.01	(0.03)	(0.15)	(0.07)
Net realized and unrealized gains (losses)	1.95	3.63	(9.01)	2.79	9.96
Total from investment operations	1.93	3.64	(9.04)	2.64	9.89
Less distributions from:					
Net realized gains	—	—	(4.26)	(2.91)	(2.64)
Net asset value, end of year	\$18.99	\$17.06	\$13.42	\$26.72	\$26.99
Total return ^c	11.31%	27.12%	(33.52)%	10.25%	55.52%
Ratios to average net assets					
Expenses before waiver and payments by affiliates	0.83%	0.83%	0.79%	0.83%	0.85%
Expenses net of waiver and payments by affiliates	0.82%	0.82% ^d	0.77% ^d	0.82% ^d	0.84% ^d
Net investment income (loss)	(0.13)%	0.09%	(0.16)%	(0.55)%	(0.33)%
Supplemental data					
Net assets, end of year (000's)	\$79,165	\$71,742	\$60,901	\$79,526	\$72,039
Portfolio turnover rate	31.76%	43.03%	41.30%	43.35%	48.93%

a. The amount shown for a share outstanding throughout the period may not correlate with the Statement of Operations in the annual report for the period due to the timing of sales and repurchases of the Fund's shares in relation to income earned and/or fluctuating fair value of the investments of the Fund.

b. Based on average daily shares outstanding.

c. Total return does not include fees, charges or expenses imposed by the variable annuity and life insurance contracts for which Franklin Templeton Variable Insurance Products Trust serves as an underlying investment vehicle.

d. Benefit of expense reduction rounds to less than 0.01%.

FUND DETAILS

Franklin Small-Mid Cap Growth VIP Fund - Class 2

	Year Ended December 31,				
	2024	2023	2022	2021	2020
Per share operating performance (for a share outstanding throughout the year)					
Net asset value, beginning of year	\$13.32	\$10.51	\$22.39	\$23.11	\$17.29
Income from investment operations ^a :					
Net investment (loss) ^b	(0.05)	(0.02)	(0.06)	(0.19)	(0.11)
Net realized and unrealized gains (losses)	1.52	2.83	(7.56)	2.38	8.57
Total from investment operations	1.47	2.81	(7.62)	2.19	8.46
Less distributions from:					
Net realized gains	—	—	(4.26)	(2.91)	(2.64)
Net asset value, end of year	\$14.79	\$13.32	\$10.51	\$22.39	\$23.11
Total return ^c	11.04%	26.74%	(33.69)%	10.01%	55.09%
Ratios to average net assets					
Expenses before waiver and payments by affiliates	1.08%	1.08%	1.04%	1.08%	1.10%
Expenses net of waiver and payments by affiliates	1.07%	1.07% ^d	1.02% ^d	1.07% ^d	1.09% ^d
Net investment (loss)	(0.38)%	(0.16)%	(0.43)%	(0.80)%	(0.61)%
Supplemental data					
Net assets, end of year (000's)	\$337,996	\$347,641	\$293,545	\$472,565	\$503,032
Portfolio turnover rate	31.76%	43.03%	41.30%	43.35%	48.93%

a. The amount shown for a share outstanding throughout the period may not correlate with the Statement of Operations in the annual report for the period due to the timing of sales and repurchases of the Fund's shares in relation to income earned and/or fluctuating fair value of the investments of the Fund.

b. Based on average daily shares outstanding.

c. Total return does not include fees, charges or expenses imposed by the variable annuity and life insurance contracts for which Franklin Templeton Variable Insurance Products Trust serves as an underlying investment vehicle.

d. Benefit of expense reduction rounds to less than 0.01%.

Franklin Small-Mid Cap Growth VIP Fund - Class 4

	Year Ended December 31,				
	2024	2023	2022	2021	2020
Per share operating performance (for a share outstanding throughout the year)					
Net asset value, beginning of year	\$14.33	\$11.31	\$23.62	\$24.26	\$18.04
Income from investment operations ^a :					
Net investment (loss) ^b	(0.07)	(0.03)	(0.07)	(0.22)	(0.14)
Net realized and unrealized gains (losses)	1.63	3.05	(7.98)	2.49	9.00
Total from investment operations	1.56	3.02	(8.05)	2.27	8.86
Less distributions from:					
Net realized gains	—	—	(4.26)	(2.91)	(2.64)
Net asset value, end of year	\$15.89	\$14.33	\$11.31	\$23.62	\$24.26
Total return ^c	10.89%	26.70%	(33.76)%	9.86%	55.01%
Ratios to average net assets					
Expenses before waiver and payments by affiliates	1.18%	1.18%	1.14%	1.18%	1.20%
Expenses net of waiver and payments by affiliates	1.17%	1.17% ^d	1.12% ^d	1.17% ^d	1.19% ^d
Net investment (loss)	(0.48)%	(0.26)%	(0.52)%	(0.90)%	(0.71)%
Supplemental data					
Net assets, end of year (000's)	\$22,352	\$22,381	\$17,786	\$26,518	\$25,580
Portfolio turnover rate	31.76%	43.03%	41.30%	43.35%	48.93%

a. The amount shown for a share outstanding throughout the period may not correlate with the Statement of Operations in the annual report for the period due to the timing of sales and repurchases of the Fund's shares in relation to income earned and/or fluctuating fair value of the investments of the Fund.

b. Based on average daily shares outstanding.

c. Total return does not include fees, charges or expenses imposed by the variable annuity and life insurance contracts for which Franklin Templeton Variable Insurance Products Trust serves as an underlying investment vehicle.

d. Benefit of expense reduction rounds to less than 0.01%.

This page intentionally left blank

FRANKLIN STRATEGIC INCOME VIP FUND

Investment Goal

The Fund's principal investment goal is to earn a high level of current income. Its secondary goal is long-term capital appreciation.

Principal Investment Policies and Practices

Under normal market conditions, the Fund invests its assets primarily to predominantly in U.S. and foreign debt securities, including those in emerging markets. Debt securities include all varieties of fixed, variable and floating rate income securities, including bonds, U.S. and foreign government and agency securities, corporate loans (and loan participations) and mortgage-backed securities and other asset-backed securities. The Fund shifts its investments among various classes of debt securities, and at any given time may have a substantial amount of its assets invested in any class of debt or other income-producing security, including:

- High yield and investment grade corporate bonds and preferred stocks of issuers located in the U.S. and foreign countries, including emerging market countries
- Developed country (non-U.S.) government and agency bonds
- Emerging market government and agency bonds
- U.S. government and agency bonds, including inflation-indexed securities issued by the U.S. Treasury
- Corporate loans and loan participations
- Mortgage-backed securities and other asset-backed securities
- Floating and variable interest rate investments (which may be issued by corporations or governments and may be asset-backed securities) which are debt securities
- Municipal securities

A debt security obligates the issuer to repay a loan of money at a future date and generally to pay interest to the security holder. Floating and variable interest rate investments are debt securities, the rate of interest on which is usually established as the sum of a base lending rate (such as the prime rate of a designated U.S. bank) plus a specified margin, and which vary with and are periodically adjusted to such base lending rate. Some of the Fund's investments may be purchased in private placements and therefore illiquid and are generally unrated by an independent rating agency.

The Fund may invest up to 100% of its assets in high yield, lower-quality debt securities (also known as "junk bonds"). These securities are either rated below investment grade or, if unrated, determined by the Fund's investment manager to be of comparable quality. Investment grade debt securities are rated in the top four rating categories by one or more independent rating agencies such as S&P Global Ratings (S&P) and Moody's Investors Service (Moody's) or, if unrated, determined by the Fund's investment manager to be of comparable quality. The below-investment grade debt securities in which the Fund invests are generally rated at least Caa by Moody's or CCC by S&P or are unrated securities the Fund's investment manager determines are of comparable quality. However, the Fund may invest a small portion of its total assets in debt securities that are in default. Many debt securities of non-U.S. issuers, and especially emerging market issuers, are rated below investment grade or are unrated so that their selection depends on the investment manager's internal analysis.

The Fund may invest in many different securities issued or guaranteed by the U.S. government or by non-U.S. governments, or their respective agencies or instrumentalities. Government and agency bonds include debt securities of any maturity, such as bonds, notes, bills and debentures, issued or guaranteed by governments, government agencies or instrumentalities, including government-sponsored entities, supranational entities (e.g., the World Bank), and public-private partnerships.

The Fund also invests, either directly or through other Franklin Templeton pooled investment funds, in corporate loans (and loan participations therein) made to, or issued by, borrowers that are U.S. companies, foreign borrowers and U.S. subsidiaries of foreign borrowers which typically have floating interest rates. Loan participations represent fractional interests in a company's indebtedness and are generally made available by banks or other institutional investors. Floating interest rates vary with and are periodically adjusted to a generally recognized base interest rate such as Secured Overnight Financing Rate (SOFR) or the Prime Rate.

A mortgage-backed security is an interest in a pool of mortgage loans made by banks and other financial institutions to finance purchases of homes, commercial buildings and other real estate. The individual mortgage loans are packaged or "pooled" together for sale to investors. As the underlying mortgage loans are paid off, investors receive principal and interest payments. These securities may be fixed-rate or adjustable-rate mortgage-backed securities (ARMS). The Fund may also invest a small portion of its assets directly in mortgage loans. Many of the mortgage-backed securities in which the Fund invests are issued or guaranteed by the U.S. government, its agencies or instrumentalities, such as Ginnie Mae and U.S. government-sponsored entities (GSEs), such as Fannie Mae

FUND DETAILS

and Freddie Mac; others are issued by private entities. Mortgage securities issued by GSEs include credit risk transfer securities. Credit risk transfer securities are structured without any government guarantee or underlying collateral, so that (i) interest is paid directly by the GSE and (ii) principal is paid in accordance with the principal payments and default performance of a certain specified pool of residential mortgage loans acquired by the GSE. The Fund may also invest in privately issued credit risk transfer securities. The Fund may purchase or sell mortgage-backed securities on a delayed delivery or forward commitment basis through the "to-be-announced" (TBA) market. With TBA transactions, the particular securities to be delivered are not identified at the trade date but the delivered securities must meet specified terms and standards (such as yield, duration, and credit quality).

Government agency or instrumentality issues have different levels of credit support. Ginnie Mae pass-through mortgage certificates are backed by the full faith and credit of the U.S. government. **U.S. government-sponsored entities, such as Fannie Mae and Freddie Mac, may be chartered by Acts of Congress, but their securities are neither issued nor guaranteed by the U.S. government. Although the U.S. government has provided financial support to Fannie Mae and Freddie Mac, no assurance can be given that the U.S. government will continue to do so.** Accordingly, securities issued by Fannie Mae and Freddie Mac may involve a risk of non-payment of principal and interest. Investors should remember that guarantees of timely repayment of principal and interest do not apply to the market prices and yields of the securities or to the net asset value or performance of the Fund, which will vary with changes in interest rates and other market conditions.

For purposes of pursuing its investment goals, the Fund regularly enters into currency-related transactions involving derivative instruments, including currency and cross currency forwards, currency swaps, currency and currency index futures contracts, and currency options. The Fund regularly enters into interest rate and credit-related transactions involving certain derivative instruments, including interest rate, credit default and fixed income total return swaps and interest rate and/or bond futures contracts (including U.S. Treasury futures contracts) and options thereon. The use of such derivative transactions may allow the Fund to obtain net long or net short exposures to selected currencies, interest rates, countries, durations or credit risks. The Fund may use currency, interest rate, credit-related or other derivative strategies for the purposes of enhancing Fund returns, increasing liquidity, gaining exposure to particular instruments in more efficient or less expensive ways and/or hedging risks relating to changes in currency exchange rates, credit risks, interest rates and other market factors. The investment manager considers various factors, such as availability and cost, in deciding whether, when and to what extent to enter into derivative transactions.

By way of example, when the investment manager believes that the value of a particular foreign currency is expected to

increase compared to the U.S. dollar, the Fund could enter into a forward contract to purchase that foreign currency at a future date. If at such future date the value of the foreign currency exceeds the then current amount of the U.S. dollars to be paid by the Fund under the contract, the Fund will recognize a gain. Conversely, if the value of the foreign currency is less than the current amount of U.S. dollars to be paid by the Fund under the contract, the Fund will recognize a loss. When used for hedging purposes, a forward contract or other currency-related derivative instrument could be used to protect against possible declines in a currency's value where a security held or to be purchased by the Fund is denominated in that currency, or it may be used to hedge the Fund's position by entering into a transaction on another currency expected to perform similarly to the currency of the security held or to be purchased (a "proxy hedge").

A currency forward contract is an obligation to purchase or sell a specific foreign currency in exchange for another currency, which may be U.S. dollars, at an agreed exchange rate (price) at a future date. Currency forwards are typically individually negotiated and privately traded by currency traders and their customers in the interbank market. A cross currency forward is a forward contract to sell a specific foreign currency in exchange for another foreign currency and may be used when the Fund believes that the price of one of those foreign currencies will experience a substantial movement against the other foreign currency. A currency forward will tend to reduce or eliminate exposure to the currency that is sold, and increase exposure to the currency that is purchased, similar to when the Fund sells a security denominated in one currency and purchases a security denominated in another currency. When used for hedging purposes, a currency forward should help to protect the Fund against losses resulting from a decline in the hedged currency, but will cause the Fund to assume the risk of fluctuations in the value of the currency it purchases.

A futures contract is a standard binding agreement that trades on an exchange to buy or sell a specified quantity of an underlying instrument or asset at a specified price at a specified later date. A "sale" of a futures contract means the acquisition of a contractual obligation to deliver the underlying instrument called for by the contract at a specified price on a specified date. A "purchase" of a futures contract means the acquisition of a contractual obligation to acquire a specified quantity of the underlying instrument called for by the contract at a specified price on a specified date. The purchase or sale of a futures contract will allow the Fund to increase or decrease its exposure to the underlying instrument or asset. Although most futures contracts used by the Fund allow for a cash payment of the net gain or loss on the contract at maturity in lieu of delivery of the underlying instruments, some require the actual delivery or acquisition of the underlying instrument or asset. The Fund may buy and sell futures contracts that trade on U.S. and foreign exchanges.

Swap agreements, such as interest rate, fixed income total return, currency, inflation index and credit default swaps, are contracts between the Fund and another party (the swap

counterparty) involving the exchange of payments on specified terms over periods ranging from a few days to multiple years. A swap agreement may be negotiated bilaterally and traded over-the-counter (OTC) between two parties (for an uncleared swap) or, in some instances, must be transacted through a futures commission merchant (FCM) and cleared through a clearinghouse that serves as a central counterparty (for a cleared swap). In a basic swap transaction, the Fund agrees with the swap counterparty to exchange the returns (or differentials in rates of return) and/or cash flows earned or realized on a particular “notional amount” of underlying instruments. The notional amount is the set amount selected by the parties as the basis on which to calculate the obligations that they have agreed to exchange. The parties typically do not actually exchange the notional amount. Instead, they agree to exchange the returns that would be earned or realized if the notional amount were invested in given instruments or at given interest rates.

For credit default swaps, the “buyer” of the credit default swap agreement is obligated to pay the “seller” a periodic stream of payments over the term of the agreement in return for a payment by the seller that is contingent upon the occurrence of a credit event with respect to an underlying reference debt obligation. The buyer of the credit default swap is purchasing the obligation of its counterparty to offset losses the buyer could experience if there was such a credit event. Generally, a credit event means bankruptcy, failure to timely pay interest or principal, obligation acceleration or default, or repudiation or restructuring of the reference debt obligation. The contingent payment by the seller generally is either the face amount of the reference debt obligation in exchange for the physical delivery of the reference debt obligation or a cash payment equal to the decrease in market value of the reference debt obligation following the occurrence of the credit event.

An interest rate swap is an agreement between two parties to exchange interest rate payment obligations. Typically, one rate is based on an interest rate fixed to maturity while the other is based on an interest rate that changes in accordance with changes in a designated benchmark (for example, SOFR, prime, commercial paper, or other benchmarks).

A currency swap is generally a contract between two parties to exchange one currency for another currency at the start of the contract and then exchange periodic floating or fixed rates during the term of the contract based upon the relative value differential between the two currencies. Unlike other types of swaps, currency swaps typically involve the delivery of the entire principal (notional) amounts of the two currencies at the time the swap is entered into. At the end of the swap contract, the parties receive back the principal amounts of the two currencies.

A total return swap is an agreement between two parties, pursuant to which one pays (and the other receives) an amount equal to the total return (including, typically, income and capital gains distributions, principal prepayment or credit

losses) of an underlying reference asset (e.g., a note, bond or securities index) in exchange for a regular payment, at a floating rate based on SOFR, or alternatively at a fixed rate or the total rate of return on another financial instrument. The Fund may take either position in a total return swap (i.e., the Fund may receive or pay the total return on the underlying reference asset).

The use of derivative strategies may also have a tax impact on the Fund. The timing and character of income, gains or losses from these strategies could impair the ability of the investment manager to use derivatives when it wishes to do so.

The Fund may invest in collateralized debt obligations (CDOs), which are generally types of asset-backed securities. Collateralized bond obligations (CBOs) and collateralized loan obligations (CLOs) are generally considered two types of CDOs. CBOs represent interests in a special purpose, bankruptcy-remote vehicle, typically a trust, collateralized by a pool of fixed income securities, some of which may be below investment grade, including commercial mortgage-backed securities, residential mortgage-backed securities, corporate bonds and emerging market debt securities. CLOs are similar to CBOs except that the underlying pool for a CLO is generally comprised of corporate and/or sovereign loans, which may include, among others, senior secured loans, senior unsecured loans, and subordinate corporate loans made to domestic and foreign borrowers, including loans that may be rated below investment grade or equivalent unrated loans. For the broader category of CDOs, the pool of debt instruments held by a trust may include debt instruments of any type, including mortgage-backed or other asset-backed securities issued in securitization transactions. In all types of CDOs, the interests in the trust are split into two or more portions, called tranches, varying in risk, maturity, payment priority and yield. The riskiest portion is the “equity” tranche, which is the first loss position to observe defaults from the collateral in the trust. Because they are partially protected from defaults, senior tranches of a CDO trust typically have higher ratings and lower yields than the underlying collateral securities held by the trust and can be rated investment grade. The Fund may invest in any tranche of a CDO excluding the “equity” tranche.

The Fund may invest in collateralized mortgage obligations (CMOs). CMOs are debt obligations collateralized by mortgage loans or mortgage pass-through securities. CMOs are a type of mortgage-backed security. Typically, CMOs are collateralized by Ginnie Mae, Fannie Mae or Freddie Mac Certificates, but may also be collateralized by whole loans or private pass-throughs (referred to as “Mortgage Assets”). Payments of principal and of interest on the Mortgage Assets, and any reinvestment income thereon, provide the issuer with income to pay debt service on the CMOs. In a CMO, a series of bonds or certificates is issued in multiple classes. Each class of CMOs, often referred to as a “tranche,” is issued at a specified fixed or floating coupon rate and has a stated maturity or final distribution date. Principal prepayments on the Mortgage Assets may cause

FUND DETAILS

the CMOs to be retired substantially earlier than their stated maturities or final distribution dates. Interest is paid or accrues on all classes of the CMOs on a monthly, quarterly or semi-annual basis.

The Fund may invest in mortgage dollar rolls. In a mortgage dollar roll, the Fund sells mortgage-backed securities for delivery in the current month and simultaneously contracts to repurchase substantially similar (same type, coupon, and maturity) securities on a specified future date. During the period between the sale and repurchase, the Fund forgoes principal and interest paid on the mortgage-backed securities. The Fund earns money on a mortgage dollar roll from any difference between the sale price and the future purchase price, as well as the interest earned on the cash proceeds of the initial sale.

Portfolio Selection

The Fund uses an active asset allocation strategy to try to achieve its investment goals. This means the Fund actively purchases and sells securities and other investments in various market sectors based on the investment manager's ongoing assessment of changing economic, global market, industry, and issuer conditions. The Fund may seek to quickly and efficiently shift its exposure among various classes of debt securities, including through derivative instruments and exchange-traded funds, and at any given time may have substantial amount of exposure to any class of debt or other income-producing investment. The Fund's investment manager is a research driven, fundamental investor that relies on a team of analysts to provide in-depth industry expertise and uses both qualitative and quantitative analysis to evaluate issuers. The investment manager uses a "top-down" analysis of macroeconomic trends combined with a "bottom-up" fundamental analysis of market sectors, industries, and issuers to try to take advantage of varying sector reactions to economic events. The investment manager will evaluate country risk, business cycles, yield curves, and values between and within markets and uses quantitative tools and models as one aspect of its process.

The Fund's ability to achieve its investment goals depends in part upon the investment manager's skill in determining the Fund's asset allocation mix and sector weightings. There can be no assurance that the investment manager's analysis of the outlook for the economy and the business cycle will be correct.

Alongside traditional financial and economic analyses, the investment manager assesses the potential impacts of material environmental, social and governance (ESG) factors on an issuer, which the investment manager believes provide a measure of the issuer's sustainability. In analyzing ESG factors, the investment manager assesses whether an issuer's practices pose a material financial risk or opportunity. Consideration of ESG factors and risks is only one component of the investment manager's assessment of eligible investments and may not be a determinative factor in the investment manager's final decision on whether to invest in a security. In addition, the weight given to ESG factors may vary across types of investments, industries, regions

and issuers and ESG factors and weights considered may change over time. The investment manager does not assess every investment for ESG factors and, when it does, not every ESG factor may be identified or evaluated.

Exclusion of Investment Manager from Commodity Pool Operator Definition

With respect to the Fund, the investment manager has claimed an exclusion from the definition of "commodity pool operator" (CPO) under the Commodity Exchange Act (CEA) and the rules of the Commodity Futures Trading Commission (CFTC) and, therefore, is not subject to CFTC registration or regulation as a CPO. In addition, with respect to the Fund, the investment manager is relying upon a related exclusion from the definition of "commodity trading advisor" (CTA) under the CEA and the rules of the CFTC.

The terms of the CPO exclusion require the Fund, among other things, to adhere to certain limits on its investments in commodity futures, commodity options and swaps, which in turn include non-deliverable currency forward contracts, as further described in the Fund's Statement of Additional Information (SAI). Because the investment manager and the Fund intend to comply with the terms of the CPO exclusion, the Fund may, in the future, need to adjust its investment strategies, consistent with its investment goal, to limit its investments in these types of instruments. The Fund is not intended as a vehicle for trading in the commodity futures, commodity options, or swaps markets. The CFTC has neither reviewed nor approved the investment manager's reliance on these exclusions, or the Fund, its investment strategies or this prospectus.

Temporary Investments

When the investment manager believes market or economic conditions are unfavorable for investors, the investment manager may invest up to 100% of the Fund's assets in a temporary defensive manner by holding all or a substantial portion of its assets in cash, cash equivalents or other high quality short-term investments. Temporary defensive investments generally may include short-term U.S. government securities, high grade commercial paper, bank obligations, repurchase agreements, money market fund shares (including shares of an affiliated money market fund), and other money market instruments. The investment manager also may invest in these types of securities or hold cash while looking for suitable investment opportunities or to maintain liquidity. In these circumstances, the Fund may be unable to achieve its investment goal.

Principal Risks

Credit: The Fund could lose money on a debt security if the issuer or borrower is unable or fails to meet its obligations, including failing to make interest payments and/or to repay principal when due. Changes in an issuer's financial strength, the market's perception of the issuer's financial strength or an issuer's or security's credit rating, which

reflects a third party's assessment of the credit risk presented by a particular issuer or security, may affect debt securities' values. The Fund may incur substantial losses on debt securities that are inaccurately perceived to present a different amount of credit risk by the market, the investment manager or the rating agencies than such securities actually do.

High-Yield Debt Instruments: High-yield debt instruments (including loans) and unrated instruments of similar credit quality (high-yield debt instruments or junk bonds) involve greater risk of a complete loss of the Fund's investment, or delays of interest and principal payments, than higher-quality debt instruments or loans. Issuers of high-yield debt instruments are not as strong financially as those issuing securities of higher credit quality. High-yield debt instruments are generally considered predominantly speculative by the applicable rating agencies as these issuers are more likely to encounter financial difficulties because they may be more highly leveraged, or because of other considerations. In addition, high yield debt instruments generally are more vulnerable to changes in the relevant economy, such as a recession or a sustained period of rising interest rates, that could affect their ability to make interest and principal payments when due. If an issuer stops making interest and/or principal payments, payments on the securities may never resume. These instruments may be worthless and the Fund could lose its entire investment.

The prices of high-yield debt instruments generally fluctuate more than higher-quality securities. Prices are especially sensitive to developments affecting the issuer's business or operations and to changes in the ratings assigned by rating agencies. In addition, the entire high-yield debt market can experience sudden and sharp price swings due to changes in economic conditions, stock market activity, large sustained sales by major investors, a high-profile default, or other factors. Prices of corporate high-yield debt instruments often are closely linked with the company's stock prices and typically rise and fall in response to factors that affect stock prices.

High-yield debt instruments are generally less liquid than higher-quality securities. Many of these instruments are not registered for sale under the federal securities laws and/or do not trade frequently. When they do trade, their prices may be significantly higher or lower than expected. At times, it may be difficult to sell these securities promptly at an acceptable price, which may limit the Fund's ability to sell securities in response to specific economic events or to meet redemption requests. As a result, certain high-yield debt instruments generally pose greater illiquidity and valuation risks.

Substantial declines in the prices of high-yield debt instruments can dramatically increase the yield of such instruments. The decline in market prices generally reflects an expectation that the issuer(s) may be at greater risk of defaulting on the obligation to pay interest and principal when due. Therefore, substantial increases in yield may reflect a greater risk by the Fund of losing some or part of its

investment rather than reflecting any increase in income from the higher yield that the debt instrument may pay to the Fund on its investment.

Interest Rate: Interest rate changes can be sudden and unpredictable, and are influenced by a number of factors, including government policy, monetary policy, inflation expectations, perceptions of risk, and supply of and demand for bonds. Changes in government or central bank policy, including changes in tax policy or changes in a central bank's implementation of specific policy goals, may have a substantial impact on interest rates. There can be no guarantee that any particular government or central bank policy will be continued, discontinued or changed, nor that any such policy will have the desired effect on interest rates. Debt securities generally tend to lose market value when interest rates rise and increase in value when interest rates fall. A rise in interest rates also has the potential to cause investors to rapidly sell fixed income securities. A substantial increase in interest rates may also have an adverse impact on the liquidity of a debt security, especially those with longer maturities or durations. Securities with longer maturities or durations or lower coupons or that make little (or no) interest payments before maturity tend to be more sensitive to interest rate changes.

Market: The market values of securities or other investments owned by the Fund will go up or down, sometimes rapidly or unpredictably. The Fund's investments may decline in value due to factors affecting individual issuers (such as the results of supply and demand), or sectors within the securities markets. The value of a security or other investment also may go up or down due to general market conditions that are not specifically related to a particular issuer, such as real or perceived adverse economic conditions, changes in interest rates or exchange rates, or adverse investor sentiment generally. Furthermore, events involving limited liquidity, defaults, non-performance or other adverse developments that affect one industry, such as the financial services industry, or concerns or rumors about any events of these kinds, have in the past and may in the future lead to market-wide liquidity problems, may spread to other industries, and could negatively affect the value and liquidity of the Fund's investments. In addition, unexpected events and their aftermaths, such as the spread of diseases; natural, environmental or man-made disasters; financial, political or social disruptions; terrorism and war; and other tragedies or catastrophes, can cause investor fear and panic, which can adversely affect the economies of many companies, sectors, nations, regions and the market in general, in ways that cannot necessarily be foreseen. During a general downturn in the securities markets, multiple asset classes may decline in value. When markets perform well, there can be no assurance that securities or other investments held by the Fund will participate in or otherwise benefit from the advance.

The long-term impact of the COVID-19 pandemic and its subsequent variants on economies, markets, industries and individual issuers is not known. The U.S. government and the Federal Reserve, as well as certain foreign governments

FUND DETAILS

and central banks, took extraordinary actions to support local and global economies and the financial markets in response to the COVID-19 pandemic. This and other government intervention into the economy and financial markets have resulted in a large expansion of government deficits and debt, the long-term consequences of which are not known.

The United States and various countries are currently involved in disputes over trade and other matters, which may result in tariffs, investment restrictions and other adverse impacts on affected companies and securities. Trade disputes may adversely affect the economies of the United States and its trading partners, as well as companies directly or indirectly affected and financial markets generally. For example, the United States has imposed tariffs and other trade barriers on Chinese exports, has restricted sales of certain categories of goods to China, and has established barriers to investments in China. The United States government has prohibited U.S. persons from investing in Chinese companies designated as related to the Chinese military. These and possible future restrictions could limit the Fund's opportunities for investment and require the sale of securities at a loss or make them illiquid. Moreover, the Chinese government is involved in a longstanding dispute with Taiwan that has included threats of invasion. If the political climate between the United States and China does not improve or continues to deteriorate, if China were to attempt unification of Taiwan by force, or if other geopolitical conflicts develop or get worse, economies, markets and individual securities may be severely affected both regionally and globally, and the value of the Fund's assets may go down.

Income: The Fund's distributions to shareholders may decline when prevailing interest rates fall, when the Fund experiences defaults on debt securities it holds or when the Fund realizes a loss upon the sale of a debt security. The Fund's income generally declines during periods of falling benchmark interest rates because the Fund must reinvest the proceeds it receives from existing investments (upon their maturity, prepayment, amortization, sale, call, or buy-back) at a lower rate of interest or return.

Variable Rate Securities: Variable rate securities (which include floating rate debt securities) generally are less price sensitive to interest rate changes than fixed rate debt securities. However, the market value of variable rate debt securities may decline or not appreciate as quickly as expected when prevailing interest rates rise if the interest rates of the variable rate securities do not rise as much, or as quickly, as interest rates in general. Conversely, variable rate securities will not generally increase in market value if interest rates decline. When interest rates fall, there may be a reduction in the payments of interest received by the Fund from its variable rate securities.

Mortgage Securities and Asset-Backed Securities: Mortgage securities differ from conventional debt securities because principal is paid back over the life of the security rather than at maturity. The Fund may receive unscheduled

prepayments of principal due to voluntary prepayments, refinancing or foreclosure on the underlying mortgage loans. To the Fund this means a loss of anticipated interest, and a portion of its principal investment represented by any premium the Fund may have paid. Mortgage prepayments generally increase when interest rates fall. Because of prepayments, mortgage securities may be less effective than some other types of debt securities as a means of "locking in" long-term interest rates and may have less potential for capital appreciation during periods of falling interest rates. When the Fund reinvests the prepayments of principal it receives, it may receive a rate of interest that is lower than the rate on the existing security.

Mortgage securities also are subject to extension risk. An unexpected rise in interest rates could reduce the rate of prepayments on mortgage securities and extend their life. This could cause the price of the mortgage securities and the Fund's share price to fall and would make the mortgage securities more sensitive to interest rate changes.

Since September 2008, the Federal Housing Finance Agency (FHFA), an agency of the U.S. government, has acted as the conservator to operate Fannie Mae and Freddie Mac until they are stabilized. It is unclear how long the conservatorship will last or what effect this conservatorship will have on the securities issued or guaranteed by Fannie Mae or Freddie Mac for the long-term.

Although the mortgage-backed securities that are delivered in TBA transactions must meet certain standards, there is a risk that the actual securities received by the Fund may be less favorable than what was anticipated when entering into the transaction. TBA transactions also involve the risk that a counterparty will fail to deliver the security, exposing the Fund to losses. Whether or not the Fund takes delivery of the securities at the termination date of a TBA transaction, it will nonetheless be exposed to changes in the value of the underlying investments during the term of the agreement.

Issuers of asset-backed securities may have limited ability to enforce the security interest in the underlying assets, and credit enhancements provided to support the securities, if any, may be inadequate to protect investors in the event of default. Like mortgage securities, asset-backed securities are subject to prepayment and extension risks.

Foreign Securities (non-U.S.): Investing in foreign securities, including sovereign debt securities, typically involves more risks than investing in U.S. securities, including risks related to currency exchange rates and policies, country or government specific issues, less favorable trading practices or regulation and greater price volatility. Certain of these risks also may apply to securities of U.S. companies with significant foreign operations. The risks of investing in foreign securities are typically greater in less developed or emerging market countries.

Currency exchange rates: Foreign securities may be issued and traded in foreign currencies. As a result, their market values in U.S. dollars may be affected by changes in exchange rates between such foreign currencies and the

U.S. dollar, as well as between currencies of countries other than the U.S. For example, if the value of the U.S. dollar goes up compared to a foreign currency, an investment traded in that foreign currency will go down in value because it will be worth fewer U.S. dollars. The Fund accrues additional expenses when engaging in currency exchange transactions, and valuation of the Fund's foreign securities may be subject to greater risk because both the currency (relative to the U.S. dollar) and the security must be considered.

Currency management strategies: Currency management strategies may substantially change the Fund's exposure to currency exchange rates and could result in losses to the Fund if currencies do not perform as the investment manager expects. In addition, currency management strategies, to the extent that they reduce the Fund's exposure to currency risks, also reduce the Fund's ability to benefit from favorable changes in currency exchange rates. There is no assurance that the investment manager's use of currency management strategies will benefit the Fund or that they will be, or can be, used at appropriate times. Furthermore, there may not be perfect correlation between the amount of exposure to a particular currency and the amount of securities in the Fund's portfolio denominated in that currency. Investing in foreign currencies for purposes of gaining from projected changes in exchange rates, as opposed to hedging currency risks applicable to the Fund's holdings, further increases the Fund's exposure to foreign investment losses.

Political and economic developments: The political, economic and social policies or structures of some foreign countries may be less stable and more volatile than those in the United States. Investments in these countries may be subject to greater risks of internal and external conflicts, expropriation, nationalization of assets, foreign exchange controls (such as suspension of the ability to transfer currency from a given country), restrictions on removal of assets, political or social instability, military action or unrest, diplomatic developments, currency devaluations, foreign ownership limitations, and substantial, punitive or confiscatory tax increases. It is possible that a government may take over the assets or operations of a company or impose restrictions on the exchange or export of currency or other assets. Some countries also may have different legal systems that may make it difficult or expensive for the Fund to vote proxies, exercise shareholder rights, and pursue legal remedies with respect to its foreign investments. Diplomatic and political developments could affect the economies, industries, and securities and currency markets of the countries in which the Fund is invested. These developments include rapid and adverse political changes; social instability; regional conflicts; sanctions imposed by the United States, other nations or other governmental entities, including supranational entities; terrorism; and war. In addition, such developments could contribute to the devaluation of a country's currency, a downgrade in the credit ratings of issuers in such country, or a decline in the value and liquidity of securities of issuers in that country. An

imposition of sanctions upon, or other government actions impacting, certain issuers in a country could result in (i) an immediate freeze of that issuer's securities, impairing the ability of the Fund to buy, sell, receive or deliver those securities or (ii) other limitations on the Fund's ability to invest or hold such securities. These factors would affect the value of the Fund's investments and are extremely difficult, if not impossible, to predict and take into account with respect to the Fund's investments.

Sovereign debt securities: Sovereign debt securities are subject to various risks in addition to those relating to debt securities and foreign securities generally, including, but not limited to, the risk that a governmental entity may be unwilling or unable to pay interest and repay principal on its sovereign debt, or otherwise meet its obligations when due because of cash flow problems, insufficient foreign reserves, the relative size of the debt service burden to the economy as a whole, the government's policy towards principal international lenders such as the International Monetary Fund, or the political considerations to which the government may be subject. Sovereign debtors also may be dependent on expected disbursements from other foreign governments or multinational agencies and the country's access to, or balance of, trade. If a sovereign debtor defaults (or threatens to default) on its sovereign debt obligations, the indebtedness may be restructured. Restructuring may include obtaining additional credit to finance outstanding obligations, reduction and rescheduling of payments of interest and principal, or negotiation of new or amended credit and security agreements. Unlike most corporate debt restructurings, the fees and expenses of financial and legal advisers to the creditors in connection with a restructuring may be borne by the holders of the sovereign debt securities instead of the sovereign entity itself. Some sovereign debtors have in the past been able to restructure their debt payments without the approval of some or all debt holders or to declare moratoria on payments, and similar occurrences may happen in the future.

In the event of a default on sovereign debt, the Fund may have limited legal recourse against the defaulting government entity. As a sovereign entity, the issuing government may be immune from lawsuits in the event of its failure or refusal to pay the obligations when due, and any rights the Fund may have may be restricted pursuant to the terms of applicable treaties with such sovereign entity. If a sovereign entity defaults, it may request additional time in which to pay or for further loans. There may be no legal process for collecting principal or interest payments on sovereign debt that a government does not pay or such legal process may be relatively more expensive, nor are there bankruptcy proceedings by which the Fund may collect in whole or in part on debt issued by a sovereign entity. In certain cases, remedies must be pursued in the courts located in the country of the defaulting sovereign entity itself, which may further limit the Fund's ability to obtain recourse.

Trading practices: Brokerage commissions, withholding taxes, custodial fees, and other fees generally are higher in foreign markets. The policies and procedures followed by

FUND DETAILS

foreign stock exchanges, currency markets, trading systems and brokers may differ from those applicable in the United States, with possibly negative consequences to the Fund.

The procedures and rules governing foreign trading, settlement and custody (holding of the Fund's assets) also may result in losses or delays in payment, delivery or recovery of money or other property. Foreign government supervision and regulation of foreign securities and currency markets and trading systems may be less than or different from government supervision in the United States, and may increase the Fund's regulatory and compliance burden and/or decrease the Fund's investor rights and protections.

Availability of information: Foreign issuers may not be subject to the same disclosure, accounting, auditing and financial reporting standards and practices as U.S. issuers. Thus, there may be less information publicly available about foreign issuers than about most U.S. issuers. In addition, information provided by foreign issuers may be less timely or less reliable than information provided by U.S. issuers.

Limited markets: Certain foreign securities may be less liquid (harder to sell) and their prices may be more volatile than many U.S. securities. Illiquidity tends to be greater, and valuation of the Fund's foreign securities may be more difficult, due to the infrequent trading and/or delayed reporting of quotes and sales.

Regional: Adverse conditions in a certain region or country can adversely affect securities of issuers in other countries whose economies appear to be unrelated. To the extent that the Fund invests a significant portion of its assets in a specific geographic region or a particular country, the Fund will generally have more exposure to the risks affecting that specific geographic region or country. In the event of economic or political turmoil or a deterioration of diplomatic relations in a region or country where a substantial portion of the Fund's assets are invested, the Fund may experience substantial illiquidity or reduction in the value of the Fund's investments.

Emerging market countries: The Fund's investments in emerging market countries are subject to all of the risks of foreign investing generally, and have additional heightened risks due to a lack of established legal, political, business and social frameworks to support securities markets. Some of the additional significant risks include:

- less social, political and economic stability;
- a higher possibility of the devaluation of a country's currency, a downgrade in the credit ratings of issuers in such country, or a decline in the value and liquidity of securities of issuers in that country if the United States, other nations or other governmental entities (including supranational entities) impose sanctions on issuers that limit or restrict foreign investment, the movement of assets or other economic activity in the country due to political, military or regional conflicts or due to terrorism or war;
- smaller securities markets with low or non-existent trading volume and greater illiquidity and price volatility;

- more restrictive national policies on foreign investment, including restrictions on investment in issuers or industries deemed sensitive to national interests;
- less transparent and established taxation policies;
- less developed regulatory or legal structures governing private and foreign investment or allowing for judicial redress for injury to private property, such as bankruptcy;
- less familiarity with a capital market structure or market-oriented economy and more widespread corruption and fraud;
- less financial sophistication, creditworthiness and/or resources possessed by, and less government regulation of, the financial institutions and issuers with which the Fund transacts;
- less government supervision and regulation of business and industry practices, stock exchanges, brokers and listed companies than in the U.S.;
- greater concentration in a few industries resulting in greater vulnerability to regional and global trade conditions;
- higher rates of inflation and more rapid and extreme fluctuations in inflation rates;
- greater sensitivity to interest rate changes (for example, a higher interest rate environment can make it more difficult for emerging market governments to service their existing debt);
- increased volatility in currency exchange rates and potential for currency devaluations and/or currency controls;
- greater debt burdens relative to the size of the economy;
- more delays in settling portfolio transactions and heightened risk of loss from share registration and custody practices; and
- less assurance that when favorable economic developments occur, they will not be slowed or reversed by unanticipated economic, political or social events in such countries.

Because of the above factors, the Fund's investments in emerging market countries may be subject to greater price volatility and illiquidity than investments in developed markets.

Floating Rate Corporate Investments: Certain corporate loans may not be considered "securities," and investors, such as the Fund, therefore may not be entitled to rely on the antifraud protections of the federal securities laws and may have limited legal remedies.

The senior secured corporate loans and corporate debt securities in which the Fund invests are often issued in connection with highly leveraged transactions. Such transactions include leveraged buyout loans, leveraged recapitalization loans, and other types of acquisition

financing. Loan investments issued in such transactions are subject to greater credit risks than other investments including a greater possibility that the borrower may default or enter bankruptcy. An increase in interest rates may have an adverse impact on the ability of the borrower to service principal and interest due on a floating rate corporate loan. Similarly, such loans are more vulnerable to changes in the relevant economy, such as a recession or a sustained period of rising or elevated interest rates. If a borrower stops making interest and/or principal payments, payments on such loan(s) may never resume. Such floating rate investments may be rated below investment grade (i.e., also known as “junk bonds”).

Floating rate loans and securities in which the Fund may invest are issued as “covenant lite” loans, which may entail potentially increased risk, because they have few or no financial maintenance covenants or restrictions that would normally allow for early intervention and proactive mitigation of credit risk. Lenders have limited or no ability to intervene and either prevent or restrict actions that may potentially compromise the company’s ability to pay.

In the event of a breach of a covenant in traditional loans or debt securities, lenders may have the ability to intervene and either prevent or restrict actions that may potentially compromise the company’s ability to pay or lenders may be in a position to obtain concessions from the borrowers in exchange for a waiver or amendment of the specific covenant(s). In contrast, covenant lite loans do not necessarily offer the same ability to intervene or obtain additional concessions from borrowers. This risk is offset to varying degrees by the fact that financial and performance information may be available with or without covenants to lenders and the public alike and can be used to detect such early warning signs as deterioration of a borrower’s financial condition or results. With such information, the portfolio managers are normally able to take appropriate actions without the help of covenants in the loans or debt securities. Covenant lite corporate loans and debt securities, however, may foster a capital structure designed to avoid defaults by giving borrowers or issuers increased financial flexibility when they need it the most.

No active trading market may exist for some corporate loans and some corporate loans may be subject to restrictions on resale. A secondary market in corporate loans may be subject to irregular trading activity, wide bid/ask spreads and extended trade settlement periods, which may impair the ability to accurately value existing and prospective investments and to realize in a timely fashion the full value upon the sale of a corporate loan. In addition, the Fund may not be able to readily sell its corporate loans at prices that approximate those at which the Fund could sell such loans if they were more widely held and traded. As a result of such potential illiquidity, the Fund may have to sell other investments or engage in borrowing transactions if necessary to raise cash to meet its obligations.

From time to time, the investment manager may elect to receive material non-public information (MNPI) about an

individual loan that is not available to other lenders of such loan who may be unwilling to enter into a non-disclosure agreement (NDA) with the borrower or company and restrict themselves from trading in the loan for a specified period of time. If the Fund elects to become restricted on any individual loan as a result of agreeing to receive MNPI about the loan and signing an NDA, such loan will be deemed illiquid and the Fund might be unable to enter into a transaction in a security of that borrower until the MNPI is made public, when it would otherwise be advantageous to do so.

Collateralized Debt Obligations (CDOs): The risks of an investment in a CDO which include collateralized bond obligations (CBOs) and collateralized loan obligations (CLOs) depend largely on the type of collateral held by the special purpose entity (SPE) and the tranche of the CDO in which the Fund invests. Investment risk may also be affected by the performance of a CDO’s collateral manager (the entity responsible for selecting and managing the pool of collateral securities held by the SPE trust), especially during a period of market volatility. CDOs may be deemed to be illiquid and subject to the Fund’s restrictions on investments in illiquid investments. The Fund’s investment in CDOs will not receive the same investor protection as an investment in registered securities.

In addition, prices of CDO tranches can decline considerably. In addition to the normal risks associated with debt securities and asset backed securities (e.g., interest rate risk, credit risk and default risk), CDOs carry additional risks including, but not limited to: (i) the possibility that distributions from collateral securities will not be adequate to make interest or other payments; (ii) the quality of the collateral may decline in value or quality or go into default or be downgraded; (iii) the Fund may invest in tranches of a CDO that are subordinate to other classes; and (iv) the complex structure of the security may not be fully understood at the time of investment and may produce disputes with the issuer, difficulty in valuing the security or unexpected investment results.

Collateralized Mortgage Obligations (CMOs): CMOs have similar risks as mortgage securities and asset-backed securities but also present certain special risks. CMOs typically have several tranches that have different degrees of predictability of performance cash flow as compared with the underlying mortgage loans or mortgage pass-through entities that are included in the CMOs. As a general matter, the more predictable the cash flow, the lower the yield. The less predictable the cash flow, the higher the yield and the greater the risk. During periods of rapid or unanticipated changes in interest rates, the ability of a CMO tranche to provide the anticipated performance may be significantly reduced. These changes may result in volatility in the market value, and in some instances reduced liquidity of the CMO tranche. In addition, if the collateral securing CMOs or any third-party guarantees is insufficient to make payments, the Fund could sustain a loss. Like other mortgage backed-securities, some CMOs are subject to prepayment and extension risks.

FUND DETAILS

Focus: To the extent that the Fund focuses on particular countries, regions, industries, sectors or types of investments from time to time, the Fund may be subject to greater risks of adverse developments in such areas of focus than a fund that invests in a wider variety of countries, regions, industries, sectors or investments.

Derivative Instruments: The performance of derivative instruments depends largely on the performance of an underlying instrument, such as a currency, security, interest rate, index and such instruments often have risks similar to the underlying instrument, in addition to other risks. Derivative instruments involve costs and can create economic leverage in the Fund's portfolio, which may result in significant volatility and cause the Fund to participate in losses (as well as gains) in an amount that significantly exceeds the Fund's initial investment. Other risks include illiquidity, mispricing or improper valuation of the derivative instrument, and imperfect correlation between the value of the derivative and the underlying instrument so that the Fund may not realize the intended benefits. Their successful use will usually depend on the investment manager's ability to accurately forecast movements in the market relating to the underlying instrument. Should a market or markets, or prices of particular classes of investments move in an unexpected manner, especially in unusual or extreme market conditions, the Fund may not realize the anticipated benefits of the transaction, and it may realize losses, which could be significant. If the investment manager is not successful in using such derivative instruments, the Fund's performance may be worse than if the investment manager did not use such derivative instruments at all. When a derivative is used for hedging, the change in value of the derivative instrument also may not correlate specifically with the currency, security, interest rate, index or other risk being hedged. There is also the risk, especially under extreme market conditions, that an instrument, which usually would operate as a hedge, provides no hedging benefits at all.

Use of these instruments could also result in a loss if the counterparty to the transaction does not perform as promised, including because of such counterparty's bankruptcy or insolvency. This risk is heightened with respect to over-the-counter (OTC) instruments, such as certain swap agreements, and may be greater during volatile market conditions. Other risks include the inability to close out a position because the trading market becomes illiquid (particularly in the OTC markets) or the availability of counterparties becomes limited for a period of time. In addition, the presence of speculators in a particular market could lead to price distortions. To the extent that the Fund is unable to close out a position because of market illiquidity, the Fund may not be able to prevent further losses of value in its derivatives holdings. Some derivatives can be particularly sensitive to changes in interest rates or other market prices. Investors should bear in mind that, while the Fund intends to use derivative strategies on a regular basis, it is not obligated to actively engage in these transactions, generally or in any particular kind of derivative, if the

investment manager elects not to do so due to availability, cost or other factors.

Many swaps currently are, and others eventually are expected to be, required to be cleared through a central counterparty. Central clearing is designed to reduce counterparty credit risk and increase liquidity compared to OTC swaps, but it does not eliminate those risks completely. With cleared swaps, there is also a risk of loss by the Fund of its initial and variation margin deposits in the event of bankruptcy of the futures commission merchant (FCM) with which the Fund has an open position, or the central counterparty in a swap contract. With cleared swaps, the Fund may not be able to obtain as favorable terms as it would be able to negotiate for a bilateral, uncleared swap. In addition, an FCM may unilaterally amend the terms of its agreement with the Fund, which may include the imposition of position limits or additional margin requirements with respect to the Fund's investment in certain types of swaps. The regulation of cleared and uncleared swaps, as well as other derivatives, is a rapidly changing area of law and is subject to modification by government and judicial action. In addition, the SEC, Commodity Futures Trading Commission (CFTC) and the exchanges are authorized to take extraordinary actions in the event of a market emergency. It is not possible to predict fully the effects of current or future regulation.

The use of derivative strategies may also have a tax impact on the Fund. The timing and character of income, gains or losses from these strategies could impair the ability of the investment manager to use derivatives when it wishes to do so.

Inflation: The market price of debt securities generally falls as inflation increases because the purchasing power of the future income and repaid principal is expected to be worth less when received by the Fund. Debt securities that pay a fixed rather than variable interest rate are especially vulnerable to inflation risk because variable-rate debt securities may be able to participate, over the long term, in rising interest rates which have historically corresponded with long-term inflationary trends.

Liquidity: Liquidity risk exists when the markets for particular securities or types of securities or other investments are or become relatively illiquid so that the Fund is unable, or it becomes more difficult for the Fund, to sell the security or other investment at the price at which the Fund has valued the security. Illiquidity may result from political, economic or issuer specific events; supply/demand imbalances; changes in a specific market's size or structure, including the number of participants; or overall market disruptions. Securities or other investments with reduced liquidity or that become illiquid may involve greater risk than securities with more liquid markets. Market prices or quotations for illiquid securities may be volatile, and there may be large spreads between bid and ask prices. Reduced liquidity may have an adverse impact on market price and the Fund's ability to sell particular securities when necessary to meet the Fund's liquidity needs, which may arise or

increase in response to a specific economic event or because the investment manager wishes to purchase particular investments or believes that a higher level of liquidity would be advantageous. An investment may become illiquid if the Fund and its affiliates receive material non-public information about the issuer or the investment. To the extent that the Fund and its affiliates hold a significant portion of an issuer's outstanding securities, the Fund may be subject to greater liquidity risk than if the issuer's securities were more widely held.

Prepayment: Debt securities are subject to prepayment risk when the issuer can "call" the security, or repay principal, in whole or in part, prior to the security's maturity. When the Fund reinvests the prepayments of principal it receives, it may receive a rate of interest that is lower than the rate on the existing security, potentially lowering the Fund's income, yield and its distributions to shareholders. Securities subject to partial or complete prepayment(s) may offer less potential for gains during a declining interest rate environment and have greater price volatility. Prepayment risk is greater in periods of falling interest rates for fixed-rate investments, and for floating or variable rate securities, rising interest rates generally increase the risk of refinancings or prepayments.

Extension: The market value of some fixed rate debt securities (such as certain asset-backed and mortgage-backed securities) will be adversely affected when bond calls or prepayments on underlying mortgages or other assets are less or slower than anticipated, particularly when interest rates rise. When that occurs, the effective maturity date of the Fund's investment may be extended, resulting in an increase in interest rate sensitivity to that of a longer-term instrument. Such extension may also effectively lock-in a below market interest rate and reduce the value of the debt security.

Mortgage Dollar Rolls: In a mortgage dollar roll, the Fund takes the risk that the market price of the mortgage-backed securities will drop below their future purchase price. The Fund also takes the risk that the mortgage-backed securities that it repurchases at a later date will have less favorable market characteristics than the securities originally sold (e.g., greater prepayment risk). When the Fund uses a mortgage dollar roll, it is also subject to the risk that the other party to the agreement will not be able to perform. Mortgage dollar rolls add leverage to the Fund's portfolio and increase the Fund's sensitivity to interest rate changes. In addition, investment in mortgage dollar rolls will increase the Fund's portfolio turnover rate.

Management: The Fund is actively managed and could experience losses (realized and unrealized) if the investment manager's judgment about markets, interest rates or the attractiveness, relative values, liquidity, or potential appreciation of particular investments made for the Fund's portfolio prove to be incorrect. The Fund could also experience losses if there are imperfections, errors or limitations in the models, tools, and data used by the investment manager or if the investment manager's

techniques or investment decisions do not produce the desired results. Additionally, legislative, regulatory, or tax developments may affect the investment techniques available to the investment manager in connection with managing the Fund and may also adversely affect the ability of the Fund to achieve its investment goal.

ESG Considerations: ESG considerations are one of a number of factors that the investment manager examines when considering investments for the Fund's portfolio. In light of this, the issuers in which the Fund invests may not be considered ESG-focused issuers and may have lower or adverse ESG assessments. Consideration of ESG factors may affect the Fund's exposure to certain issuers or industries and may not work as intended. In addition, ESG considerations assessed as part of the Fund's investment process may vary across types of eligible investments and issuers. The investment manager does not assess every investment for ESG factors and, when it does, not every ESG factor may be identified or evaluated. The investment manager's assessment of an issuer's ESG factors is subjective and will likely differ from that of investors, third party service providers (e.g., ratings providers) and other funds. As a result, securities selected by the investment manager may not reflect the beliefs and values of any particular investor. The investment manager also may be dependent on the availability of timely, complete and accurate ESG data reported by issuers and/or third-party research providers, the timeliness, completeness and accuracy of which is out of the investment manager's control. ESG factors are often not uniformly measured or defined, which could impact the investment manager's ability to assess an issuer. While the investment manager views ESG considerations as having the potential to contribute to the Fund's long-term performance, there is no guarantee that such results will be achieved.

Cybersecurity: Cybersecurity incidents, both intentional and unintentional, may allow an unauthorized party to gain access to Fund assets, Fund or customer data (including private shareholder information), or proprietary information, cause the Fund, the investment manager, and/or their service providers (including, but not limited to, Fund accountants, custodians, sub-custodians, transfer agents and financial intermediaries) to suffer data breaches, data corruption or loss of operational functionality or prevent Fund investors from purchasing, redeeming or exchanging shares or receiving distributions. The investment manager has limited ability to prevent or mitigate cybersecurity incidents affecting third party service providers, and such third party service providers may have limited indemnification obligations to the Fund or the investment manager. Cybersecurity incidents may result in financial losses to the Fund and its shareholders, and substantial costs may be incurred in an effort to prevent or mitigate future cybersecurity incidents. Issuers of securities in which the Fund invests are also subject to cybersecurity risks, and the value of these securities could decline if the issuers experience cybersecurity incidents.

FUND DETAILS

Because technology is frequently changing, new ways to carry out cyber attacks are always developing. Therefore, there is a chance that some risks have not been identified or prepared for, or that an attack may not be detected, which puts limitations on the Fund's ability to plan for or respond to a cyber attack. Like other funds and business enterprises, the Fund, the investment manager, and their service providers are subject to the risk of cyber incidents occurring from time to time.

More detailed information about the Fund and its policies and risks can be found in the Fund's Statement of Additional Information (SAI).

A description of the Fund's policies and procedures regarding the release of portfolio holdings information is also available in the Fund's SAI. Portfolio holdings information can be viewed online at www.franklintempleton.com.

Management

Franklin Advisers, Inc. (Advisers), One Franklin Parkway, San Mateo, California 94403-1906, is the Fund's investment manager.

The Fund is managed by a team of dedicated professionals on investments in U.S. and foreign debt securities. The portfolio managers of the Fund are as follows:

Sonal Desai, Ph.D. Executive Vice President and Director of Advisers

Dr. Desai has been a portfolio manager of the Fund since 2018. She joined Franklin Templeton in 2009.

Patrick Klein, Ph.D. Senior Vice President of Advisers

Dr. Klein has been a portfolio manager of the Fund since 2022. He joined Franklin Templeton in 2005.

Patricia O'Connor, CFA Vice President of Advisers

Ms. O'Connor has been a portfolio manager of the Fund since 2016. She joined Franklin Templeton in 1997.

Thomas Runkel, CFA Vice President of Advisers

Mr. Runkel has been a portfolio manager of the Fund since 2022. He first joined Franklin Templeton in 1983 and rejoined again in 2006.

Benjamin Cryer, CFA Portfolio Manager of Advisers

Mr. Cryer has been a portfolio manager of the Fund since 2022. He joined Franklin Templeton in 2006.

Michael V. Salm Portfolio Manager of Advisers

Mr. Salm has been a portfolio manager of the Fund since September 2024. He joined Franklin Templeton in 2024. Prior to joining Franklin Templeton, Mr. Salm was a portfolio manager for Putnam Investment Management, LLC.

The portfolio managers of the Fund are jointly and primarily responsible for the day-to-day management of the Fund's portfolio. They have equal authority over all aspects of the Fund's investment portfolio, including, but not limited to, purchases and sales of individual securities, portfolio risk assessment, and the management of daily cash balances in

accordance with anticipated investment management requirements. The degree to which each portfolio manager may perform these functions, and the nature of these functions, may change from time to time.

CFA® and Chartered Financial Analyst® are trademarks owned by CFA Institute.

The Fund's SAI provides additional information about portfolio manager compensation, other accounts that they manage and their ownership of Fund shares.

The Fund pays Advisers a fee for managing the Fund's assets.

Advisers has agreed to reduce its fees to reflect reduced services resulting from the Fund's investments in Franklin Templeton affiliated funds.

For the fiscal year ended December 31, 2024, the Fund paid Advisers an effective management fee of 0.62% of the Fund's average net assets for investment management services.

A discussion regarding the basis for the board of trustees' approval of the Fund's investment management agreement is available in the Fund's report on Form N-CSR for the period ended June 30, 2024.

Manager of Managers Structure

The investment manager and the Trust have received an exemptive order from the SEC that allows the Fund to operate in a "manager of managers" structure whereby the investment manager can appoint and replace both wholly-owned and unaffiliated sub-advisors, and enter into, amend and terminate sub-advisory agreements with such sub-advisors, each subject to board approval but without obtaining prior shareholder approval (Manager of Managers Structure). The Fund will, however, inform shareholders of the hiring of any new sub-advisor within 90 days after the hiring. The SEC exemptive order provides the Fund with greater flexibility and efficiency and alleviates the need for the Fund to incur the expense and delays associated with obtaining shareholder approval of such sub-advisory agreements.

The use of the Manager of Managers Structure with respect to the Fund is subject to certain conditions that are set forth in the SEC exemptive order. Under the Manager of Managers Structure, the investment manager has the ultimate responsibility, subject to oversight by the Fund's board of trustees, to oversee sub-advisors and recommend their hiring, termination and replacement. The investment manager will also, subject to the review and approval of the Fund's board of trustees: set the Fund's overall investment strategy; evaluate, select and recommend sub-advisors to manage all or a portion of the Fund's assets; and implement procedures reasonably designed to ensure that each sub-advisor complies with the Fund's investment goal, policies and restrictions. Subject to review by the Fund's board of trustees, the investment manager will allocate and, when appropriate, reallocate the Fund's assets among sub-advisors and monitor and evaluate the sub-advisors' performance.

Financial Highlights

This table presents the financial performance of Fund shares for the past five years or since inception. The table shows certain information on a single Fund share basis (per share performance). It also shows some key Fund statistics, such as total return (past performance) and expense ratios. Total return represents the annual change in value of a share assuming reinvestment of dividends and capital gains. This information has been audited by PricewaterhouseCoopers LLP, an independent registered public accounting firm, whose report, along with the Fund's financial statements, are available on the Fund's website and are included in the Form N-CSR filed with the SEC covering the period ended December 31, 2024, which is available upon request.

FUND DETAILS

Franklin Strategic Income VIP Fund - Class 1

	Year Ended December 31,				
	2024	2023	2022	2021*	2020 ^a
Per share operating performance (for a share outstanding throughout the year)					
Net asset value, beginning of year	\$9.39	\$9.09	\$10.64	\$10.76	\$10.93
Income from investment operations ^b :					
Net investment income ^c	0.43	0.43	0.37	0.33	0.36
Net realized and unrealized gains (losses)	(0.04)	0.31	(1.49)	(0.08)	0.01
Total from investment operations	0.39	0.74	(1.12)	0.25	0.37
Less distributions from:					
Net investment income	(0.43)	(0.44)	(0.43)	(0.37)	(0.54)
Net asset value, end of year	\$9.35	\$9.39	\$9.09	\$10.64	\$10.76
Total return ^d	4.32%	8.37%	(10.46)%	2.28%	3.75%
Ratios to average net assets					
Expenses before waiver and payments by affiliates	0.79%	0.84%	0.77%	0.78%	0.75%
Expenses net of waiver and payments by affiliates	0.78%	0.79% ^e	0.70% ^e	0.74% ^e	0.73% ^e
Net investment income	4.55%	4.67%	3.84%	3.11%	3.46%
Supplemental data					
Net assets, end of year (000's)	\$172,517	\$182,461	\$189,767	\$248,352	\$261,409
Portfolio turnover rate	86.89% ^f	59.05%	63.64%	58.28% ^f	114.19%
Portfolio turnover rate excluding mortgage dollar rolls ^g	37.38% ^f	58.37%	63.64%	43.00% ^f	73.45%

* Includes the consolidated operations of FT Holdings Corporation III from January 1, 2021 through April 27, 2021.

a. Includes the consolidated operations of FT Holdings Corporation III.

b. The amount shown for a share outstanding throughout the period may not correlate with the Consolidated Statement of Operations in the annual report in the annual report for the period due to the timing of sales and repurchases of the Fund's shares in relation to income earned and/or fluctuating fair value of the investments of the Fund.

c. Based on average daily shares outstanding.

d. Total return does not include fees, charges or expenses imposed by the variable annuity and life insurance contracts for which Franklin Templeton Variable Insurance Products Trust serves as an underlying investment vehicle.

e. Benefit of expense reduction rounds to less than 0.01%.

f. Excludes the value of portfolio activity as a result of in-kind transactions. See Note 11 for current year information.

g. See Note 1(g) regarding mortgage dollar rolls.

Franklin Strategic Income VIP Fund - Class 2

	Year Ended December 31,				
	2024	2023	2022	2021*	2020*
Per share operating performance (for a share outstanding throughout the year)					
Net asset value, beginning of year	\$9.01	\$8.73	\$10.23	\$10.36	\$10.55
Income from investment operations ^b :					
Net investment income ^c	0.39	0.39	0.33	0.29	0.33
Net realized and unrealized gains (losses)	(0.04)	0.31	(1.43)	(0.07)	— ^d
Total from investment operations	0.35	0.70	(1.10)	0.22	0.33
Less distributions from:					
Net investment income	(0.41)	(0.42)	(0.40)	(0.35)	(0.52)
Net asset value, end of year	\$8.95	\$9.01	\$8.73	\$10.23	\$10.36
Total return ^e	4.02%	8.18%	(10.75)%	2.11%	3.43%
Ratios to average net assets					
Expenses before waiver and payments by affiliates	1.04%	1.09%	1.02%	1.03%	1.01%
Expenses net of waiver and payments by affiliates	1.03%	1.04% ^f	0.95% ^f	0.99% ^f	0.99% ^f
Net investment income	4.30%	4.42%	3.59%	2.86%	3.23%
Supplemental data					
Net assets, end of year (000's)	\$68,010	\$73,436	\$73,617	\$89,733	\$100,758
Portfolio turnover rate	86.89% ^g	59.05%	63.64%	58.28% ^g	114.19%
Portfolio turnover rate excluding mortgage dollar rolls ^h	37.38% ^g	58.37%	63.64%	43.00% ^g	73.45%

* Includes the consolidated operations of FT Holdings Corporation III from January 1, 2021 through April 27, 2021.

a. Includes the consolidated operations of FT Holdings Corporation III.

b. The amount shown for a share outstanding throughout the period may not correlate with the Consolidated Statement of Operations in the annual report in the annual report for the period due to the timing of sales and repurchases of the Fund's shares in relation to income earned and/or fluctuating fair value of the investments of the Fund.

c. Based on average daily shares outstanding.

d. Amount rounds to less than \$0.01 per share.

e. Total return does not include fees, charges or expenses imposed by the variable annuity and life insurance contracts for which Franklin Templeton Variable Insurance Products Trust serves as an underlying investment vehicle.

f. Benefit of expense reduction rounds to less than 0.01%.

g. Excludes the value of portfolio activity as a result of in-kind transactions. See Note 11 for current year information.

h. See Note 1(g) regarding mortgage dollar rolls.

FUND DETAILS

Franklin Strategic Income VIP Fund - Class 4

	Year Ended December 31,				
	2024	2023	2022	2021*	2020 ^a
Per share operating performance (for a share outstanding throughout the year)					
Net asset value, beginning of year	\$9.31	\$9.01	\$10.54	\$10.66	\$10.83
Income from investment operations ^b :					
Net investment income ^c	0.39	0.39	0.33	0.29	0.32
Net realized and unrealized gains (losses)	(0.03)	0.31	(1.47)	(0.07)	0.01
Total from investment operations	0.36	0.70	(1.14)	0.22	0.33
Less distributions from:					
Net investment income	(0.40)	(0.40)	(0.39)	(0.34)	(0.50)
Net asset value, end of year	\$9.27	\$9.31	\$9.01	\$10.54	\$10.66
Total return ^d	3.98%	7.99%	(10.84)%	2.06%	3.34%
Ratios to average net assets					
Expenses before waiver and payments by affiliates	1.14%	1.19%	1.12%	1.13%	1.10%
Expenses net of waiver and payments by affiliates	1.13%	1.14% ^e	1.05% ^e	1.09% ^e	1.09% ^e
Net investment income	4.20%	4.31%	3.48%	2.76%	3.12%
Supplemental data					
Net assets, end of year (000's)	\$35,001	\$36,147	\$37,419	\$50,381	\$51,709
Portfolio turnover rate	86.89% ^f	59.05%	63.64%	58.28% ^f	114.19%
Portfolio turnover rate excluding mortgage dollar rolls ^g	37.38% ^f	58.37%	63.64%	43.00% ^f	73.45%

* Includes the consolidated operations of FT Holdings Corporation III from January 1, 2021 through April 27, 2021.

a. Includes the consolidated operations of FT Holdings Corporation III.

b. The amount shown for a share outstanding throughout the period may not correlate with the Consolidated Statement of Operations in the annual report in the annual report for the period due to the timing of sales and repurchases of the Fund's shares in relation to income earned and/or fluctuating fair value of the investments of the Fund.

c. Based on average daily shares outstanding.

d. Total return does not include fees, charges or expenses imposed by the variable annuity and life insurance contracts for which Franklin Templeton Variable Insurance Products Trust serves as an underlying investment vehicle.

e. Benefit of expense reduction rounds to less than 0.01%.

f. Excludes the value of portfolio activity as a result of in-kind transactions. See Note 11 for current year information.

g. See Note 1(g) regarding mortgage dollar rolls.

FRANKLIN U.S. GOVERNMENT SECURITIES VIP FUND

Investment Goal

The Fund's investment goal is income.

Principal Investment Policies and Practices

Under normal market conditions, the Fund invests at least 80% of its net assets in U.S. government securities. Shareholders will be given at least 60 days' advance notice of any change to this 80% policy. The Fund invests primarily to predominantly in fixed rate and variable rate mortgage-backed securities, a significant to substantial amount of which is in securities issued by the Government National Mortgage Association (Ginnie Maes).

Ginnie Maes represent an ownership interest in mortgage loans made by banks and other financial institutions to finance purchases of homes. The individual loans are packaged or "pooled" together for sale to investors. As the underlying mortgage loans are paid off, investors receive periodic principal and interest payments. Ginnie Maes carry a guarantee backed by the full faith and credit of the U.S. government. The guarantee applies only to the timely payment of principal and interest on the mortgages in the pool, and does not apply to the market prices and yields of the Ginnie Maes or to the net asset value or performance of the Fund, which will vary with changes in interest rates and other market conditions.

In addition to Ginnie Maes, the Fund may invest in mortgage-backed and other securities issued or guaranteed by the Federal National Mortgage Association (Fannie Mae) or the Federal Home Loan Mortgage Corporation (Freddie Mac), or other U.S. government-sponsored entities. The Fund also may invest in U.S. government securities backed by other types of assets, including business loans guaranteed by the U.S. Small Business Administration. Finally, the Fund may invest in U.S. Treasury STRIPS, bonds, notes, bills and Treasury inflation-protected securities. The Fund may also invest in repurchase agreements, including those collateralized by U.S. government securities.

Government agency or instrumentality issues have different levels of credit support. Ginnie Mae pass-through mortgage certificates are backed by the full faith and credit of the U.S. government. **U.S. government-sponsored entities, such as Fannie Mae and Freddie Mac, may be chartered by Acts of Congress, but their securities are neither issued nor guaranteed by the U.S. government. Although the U.S. government has provided financial support to Fannie Mae and Freddie Mac, no assurance can be given that the U.S. government will continue to do so.** Accordingly, securities issued by Fannie Mae and Freddie

Mac may involve a greater risk of non-payment of principal and interest. Investors should remember that guarantees of timely repayment of principal and interest do not apply to the market prices and yields of the securities or to the net asset value or performance of the Fund, which will vary with changes in interest rates and other market conditions.

Payments to holders of mortgage-backed government securities, including Ginnie Maes, Fannie Maes and Freddie Macs, consist of the monthly distributions of interest and principal (less Ginnie Mae's, Fannie Mae's or Freddie Mac's fees and any applicable loan servicing fees). The Fund will reinvest the return of principal in securities that may have different interest rates than the securities on which the principal was returned.

Unscheduled principal payments are passed through to holders of mortgage-backed securities, such as the Fund, when mortgages in the pool underlying a Ginnie Mae, Fannie Mae or Freddie Mac mortgage-backed security are prepaid by borrowers (because a home is sold and the mortgage is paid off, or the mortgage is refinanced) or as a result of foreclosure. Accordingly, a mortgage-backed security's life is likely to be shorter than the stated maturity of the mortgages in the underlying pool. Because of such variation in prepayment rates, it is not possible to accurately predict the life of a particular mortgage-backed security.

A debt security obligates the issuer to the bondholders, both to repay a loan of money at a future date and generally to pay interest. Debt securities in which the Fund invests may be fixed-rate, adjustable-rate, a hybrid of the two, or zero coupon securities. Zero coupon securities are debt securities that make no periodic interest payments but instead are sold at substantial discounts from their value at maturity. The zero coupon bonds purchased by the Fund are typically those which are issued or created by the U.S. government or its agencies, where the interest coupons have been "stripped off" a bond and the rights to principal and interest payments are sold separately.

The Fund may acquire securities on a "when-issued," "delayed delivery" or "to-be-announced" basis. These transactions are arrangements under which the Fund buys securities that have been authorized but not yet issued, with payment for and delivery of the security scheduled for a future time.

In addition, the Fund may invest in mortgage dollar rolls. In a mortgage dollar roll, the Fund sells mortgage-backed securities for delivery in the current month and simultaneously contracts to repurchase substantially similar (same type, coupon, and maturity) securities on a specified future date. During the period between the sale and repurchase, the Fund forgoes principal and interest paid on the mortgage-backed securities. The Fund earns money on a mortgage dollar roll from any difference between the sale

price and the future purchase price, as well as the interest earned on the cash proceeds of the initial sale.

Portfolio Selection

The investment manager generally buys, and holds, high quality income securities. Using this straightforward approach, the investment manager seeks to produce current income with a high degree of credit safety from a conservatively managed portfolio of U.S. government securities.

Exclusion of Investment Manager from Commodity Pool Operator Definition

With respect to the Fund, the investment manager has claimed an exclusion from the definition of "commodity pool operator" (CPO) under the Commodity Exchange Act (CEA) and the rules of the Commodity Futures Trading Commission (CFTC) and, therefore, is not subject to CFTC registration or regulation as a CPO. In addition, with respect to the Fund, the investment manager is relying upon a related exclusion from the definition of "commodity trading advisor" (CTA) under the CEA and the rules of the CFTC.

The terms of the CPO exclusion require the Fund, among other things, to adhere to certain limits on its investments in commodity futures, commodity options and swaps, which in turn include non-deliverable currency forward contracts, as further described in the Fund's Statement of Additional Information (SAI). Because the investment manager and the Fund intend to comply with the terms of the CPO exclusion, the Fund may, in the future, need to adjust its investment strategies, consistent with its investment goal, to limit its investments in these types of instruments. The Fund is not intended as a vehicle for trading in the commodity futures, commodity options, or swaps markets. The CFTC has neither reviewed nor approved the investment manager's reliance on these exclusions, or the Fund, its investment strategies or this prospectus.

Temporary Investments

When the investment manager believes market or economic conditions are unfavorable for investors, the investment manager may invest up to 100% of the Fund's assets in a temporary defensive manner by holding all or a substantial portion of its assets in cash, cash equivalents or other high quality short-term investments. Temporary defensive investments generally may include short-term U.S. government securities, high grade commercial paper, bank obligations, repurchase agreements, money market fund shares (including shares of an affiliated money market fund), and other money market instruments. The investment manager also may invest in these types of securities or hold cash while looking for suitable investment opportunities or to maintain liquidity. In these circumstances, the Fund may be unable to achieve its investment goal.

Principal Risks

Interest Rate: Interest rate changes can be sudden and unpredictable, and are influenced by a number of factors, including government policy, monetary policy, inflation expectations, perceptions of risk, and supply of and demand for bonds. Changes in government or central bank policy, including changes in tax policy or changes in a central bank's implementation of specific policy goals, may have a substantial impact on interest rates. There can be no guarantee that any particular government or central bank policy will be continued, discontinued or changed, nor that any such policy will have the desired effect on interest rates. Debt securities generally tend to lose market value when interest rates rise and increase in value when interest rates fall. A rise in interest rates also has the potential to cause investors to rapidly sell fixed income securities. A substantial increase in interest rates may also have an adverse impact on the liquidity of a debt security, especially those with longer maturities or durations. Securities with longer maturities or durations or lower coupons or that make little (or no) interest payments before maturity tend to be more sensitive to interest rate changes.

Prepayment: Debt securities are subject to prepayment risk when the issuer can "call" the security, or repay principal, in whole or in part, prior to the security's maturity. When the Fund reinvests the prepayments of principal it receives, it may receive a rate of interest that is lower than the rate on the existing security, potentially lowering the Fund's income, yield and its distributions to shareholders. Securities subject to partial or complete prepayment(s) may offer less potential for gains during a declining interest rate environment and have greater price volatility. Prepayment risk is greater in periods of falling interest rates for fixed-rate investments, and for floating or variable rate securities, rising interest rates generally increase the risk of refinancings or prepayments.

Mortgage Securities: Mortgage securities differ from conventional debt securities because principal is paid back over the life of the security rather than at maturity. The Fund may receive unscheduled prepayments of principal due to voluntary prepayments, refinancing or foreclosure on the underlying mortgage loans. To the Fund this means a loss of anticipated interest, and a portion of its principal investment represented by any premium the Fund may have paid. Mortgage prepayments generally increase when interest rates fall. Because of prepayments, mortgage securities may be less effective than some other types of debt securities as a means of "locking in" long-term interest rates and may have less potential for capital appreciation during periods of falling interest rates. When the Fund reinvests the prepayments of principal it receives, it may receive a rate of interest that is lower than the rate on the existing security.

Mortgage securities also are subject to extension risk. An unexpected rise in interest rates could reduce the rate of prepayments on mortgage securities and extend their life. This could cause the price of the mortgage securities and

the Fund's share price to fall and would make the mortgage securities more sensitive to interest rate changes.

Since September 2008, the Federal Housing Finance Agency (FHFA), an agency of the U.S. government, has acted as the conservator to operate Fannie Mae and Freddie Mac until they are stabilized. It is unclear how long the conservatorship will last or what effect this conservatorship will have on the securities issued or guaranteed by Fannie Mae or Freddie Mac for the long-term.

Extension: The market value of some fixed rate debt securities (such as certain asset-backed and mortgage-backed securities) will be adversely affected when bond calls or prepayments on underlying mortgages or other assets are less or slower than anticipated, particularly when interest rates rise. When that occurs, the effective maturity date of the Fund's investment may be extended, resulting in an increase in interest rate sensitivity to that of a longer-term instrument. Such extension may also effectively lock-in a below market interest rate and reduce the value of the debt security.

Ginnie Maes: Ginnie Maes differ from conventional debt securities, such as Treasury securities, because principal is paid back monthly over the life of the security rather than at maturity. The Fund may receive unscheduled payments of principal due to voluntary prepayments, refinancing or foreclosure on the underlying mortgage loans. During periods of declining interest rates, the volume of principal prepayments generally increases as borrowers refinance their mortgages at lower rates. The Fund may be forced to reinvest returned principal at lower interest rates, reducing the Fund's income. For this reason, Ginnie Maes may be less effective than some other types of securities as a means of "locking in" long-term interest rates and may have less potential for capital appreciation during periods of falling interest rates than some other investments with similar maturities. A reduction in the anticipated rate of principal prepayments, especially during periods of rising interest rates, may increase the effective maturity of Ginnie Maes, making them more susceptible than some other debt securities to a decline in market value when interest rates rise. This could increase the volatility of the Fund's performance and share price.

Income: The Fund's distributions to shareholders may decline when prevailing interest rates fall, when the Fund experiences defaults on debt securities it holds or when the Fund realizes a loss upon the sale of a debt security. The Fund's income generally declines during periods of falling benchmark interest rates because the Fund must reinvest the proceeds it receives from existing investments (upon their maturity, prepayment, amortization, sale, call, or buy-back) at a lower rate of interest or return.

Credit: The Fund could lose money on a debt security if the issuer or borrower is unable or fails to meet its obligations, including failing to make interest payments and/or to repay principal when due. Changes in an issuer's financial strength, the market's perception of the issuer's financial strength or an issuer's or security's credit rating, which

reflects a third party's assessment of the credit risk presented by a particular issuer or security, may affect debt securities' values. The Fund may incur substantial losses on debt securities that are inaccurately perceived to present a different amount of credit risk by the market, the investment manager or the rating agencies than such securities actually do.

While securities issued or guaranteed by Ginnie Mae are backed by the full faith and credit of the U.S. government, not all securities of the various U.S. government agencies are, including those of Fannie Mae and Freddie Mac. While the U.S. government has provided financial support to Fannie Mae and Freddie Mac, no assurance can be given that the U.S. government will always do so, since the U.S. government is not so obligated by law. Accordingly, securities issued by Fannie Mae and Freddie Mac may involve a risk of non-payment of principal and interest. Also, guarantees of principal and interest do not apply to market prices, yields or the Fund's share price. Any downgrade of the credit rating of the securities issued by the U.S. government may result in a downgrade of securities issued by its agencies or instrumentalities, including government-sponsored entities.

Management: The Fund is actively managed and could experience losses (realized and unrealized) if the investment manager's judgment about markets, interest rates or the attractiveness, relative values, liquidity, or potential appreciation of particular investments made for the Fund's portfolio prove to be incorrect. The Fund could also experience losses if there are imperfections, errors or limitations in the models, tools, and data used by the investment manager or if the investment manager's techniques or investment decisions do not produce the desired results. Additionally, legislative, regulatory, or tax developments may affect the investment techniques available to the investment manager in connection with managing the Fund and may also adversely affect the ability of the Fund to achieve its investment goal.

Market: The market values of securities or other investments owned by the Fund will go up or down, sometimes rapidly or unpredictably. The Fund's investments may decline in value due to factors affecting individual issuers (such as the results of supply and demand), or sectors within the securities markets. The value of a security or other investment also may go up or down due to general market conditions that are not specifically related to a particular issuer, such as real or perceived adverse economic conditions, changes in interest rates or exchange rates, or adverse investor sentiment generally. Furthermore, events involving limited liquidity, defaults, non-performance or other adverse developments that affect one industry, such as the financial services industry, or concerns or rumors about any events of these kinds, have in the past and may in the future lead to market-wide liquidity problems, may spread to other industries, and could negatively affect the value and liquidity of the Fund's investments. In addition, unexpected events and their aftermaths, such as the spread of diseases; natural, environmental or man-made disasters;

FUND DETAILS

financial, political or social disruptions; terrorism and war; and other tragedies or catastrophes, can cause investor fear and panic, which can adversely affect the economies of many companies, sectors, nations, regions and the market in general, in ways that cannot necessarily be foreseen. During a general downturn in the securities markets, multiple asset classes may decline in value. When markets perform well, there can be no assurance that securities or other investments held by the Fund will participate in or otherwise benefit from the advance.

The long-term impact of the COVID-19 pandemic and its subsequent variants on economies, markets, industries and individual issuers is not known. The U.S. government and the Federal Reserve, as well as certain foreign governments and central banks, took extraordinary actions to support local and global economies and the financial markets in response to the COVID-19 pandemic. This and other government intervention into the economy and financial markets have resulted in a large expansion of government deficits and debt, the long-term consequences of which are not known.

The United States and various countries are currently involved in disputes over trade and other matters, which may result in tariffs, investment restrictions and other adverse impacts on affected companies and securities. Trade disputes may adversely affect the economies of the United States and its trading partners, as well as companies directly or indirectly affected and financial markets generally. For example, the United States has imposed tariffs and other trade barriers on Chinese exports, has restricted sales of certain categories of goods to China, and has established barriers to investments in China. The United States government has prohibited U.S. persons from investing in Chinese companies designated as related to the Chinese military. These and possible future restrictions could limit the Fund's opportunities for investment and require the sale of securities at a loss or make them illiquid. Moreover, the Chinese government is involved in a longstanding dispute with Taiwan that has included threats of invasion. If the political climate between the United States and China does not improve or continues to deteriorate, if China were to attempt unification of Taiwan by force, or if other geopolitical conflicts develop or get worse, economies, markets and individual securities may be severely affected both regionally and globally, and the value of the Fund's assets may go down.

When-Issued and Delayed Delivery Transactions:

Mortgage-backed securities may be issued on a when-issued or delayed delivery basis, where payment and delivery take place at a future date. Because the market price of the security may fluctuate during the time before payment and delivery, the Fund assumes the risk that the value of the security at delivery may be more or less than the purchase price.

Mortgage Dollar Rolls: In a mortgage dollar roll, the Fund takes the risk that the market price of the mortgage-backed securities will drop below their future purchase price. The

Fund also takes the risk that the mortgage-backed securities that it repurchases at a later date will have less favorable market characteristics than the securities originally sold (e.g., greater prepayment risk). When the Fund uses a mortgage dollar roll, it is also subject to the risk that the other party to the agreement will not be able to perform. Mortgage dollar rolls add leverage to the Fund's portfolio and increase the Fund's sensitivity to interest rate changes. In addition, investment in mortgage dollar rolls will increase the Fund's portfolio turnover rate.

Liquidity: Liquidity risk exists when the markets for particular securities or types of securities or other investments are or become relatively illiquid so that the Fund is unable, or it becomes more difficult for the Fund, to sell the security or other investment at the price at which the Fund has valued the security. Illiquidity may result from political, economic or issuer specific events; supply/demand imbalances; changes in a specific market's size or structure, including the number of participants; or overall market disruptions. Securities or other investments with reduced liquidity or that become illiquid may involve greater risk than securities with more liquid markets. Market prices or quotations for illiquid securities may be volatile, and there may be large spreads between bid and ask prices. Reduced liquidity may have an adverse impact on market price and the Fund's ability to sell particular securities when necessary to meet the Fund's liquidity needs, which may arise or increase in response to a specific economic event or because the investment manager wishes to purchase particular investments or believes that a higher level of liquidity would be advantageous. An investment may become illiquid if the Fund and its affiliates receive material non-public information about the issuer or the investment. To the extent that the Fund and its affiliates hold a significant portion of an issuer's outstanding securities, the Fund may be subject to greater liquidity risk than if the issuer's securities were more widely held.

Cybersecurity: Cybersecurity incidents, both intentional and unintentional, may allow an unauthorized party to gain access to Fund assets, Fund or customer data (including private shareholder information), or proprietary information, cause the Fund, the investment manager, and/or their service providers (including, but not limited to, Fund accountants, custodians, sub-custodians, transfer agents and financial intermediaries) to suffer data breaches, data corruption or loss of operational functionality or prevent Fund investors from purchasing, redeeming or exchanging shares or receiving distributions. The investment manager has limited ability to prevent or mitigate cybersecurity incidents affecting third party service providers, and such third party service providers may have limited indemnification obligations to the Fund or the investment manager. Cybersecurity incidents may result in financial losses to the Fund and its shareholders, and substantial costs may be incurred in an effort to prevent or mitigate future cybersecurity incidents. Issuers of securities in which the Fund invests are also subject to cybersecurity risks, and the

value of these securities could decline if the issuers experience cybersecurity incidents.

Because technology is frequently changing, new ways to carry out cyber attacks are always developing. Therefore, there is a chance that some risks have not been identified or prepared for, or that an attack may not be detected, which puts limitations on the Fund's ability to plan for or respond to a cyber attack. Like other funds and business enterprises, the Fund, the investment manager, and their service providers are subject to the risk of cyber incidents occurring from time to time.

More detailed information about the Fund and its policies and risks can be found in the Fund's Statement of Additional Information (SAI).

A description of the Fund's policies and procedures regarding the release of portfolio holdings information is also available in the Fund's SAI. Portfolio holdings information can be viewed online at www.franklintempleton.com.

Management

Franklin Advisers, Inc. (Advisers), One Franklin Parkway, San Mateo, California 94403-1906, is the Fund's investment manager.

The Fund is managed by a team of dedicated professionals focused on investments in U.S. government securities. The portfolio managers of the Fund are as follows:

Paul Varunok Senior Vice President of Advisers

Mr. Varunok has been a portfolio manager of the Fund since 2004 and assumed the duties of co-lead portfolio manager in 2019. He joined Franklin Templeton in 2001.

Neil Dhruv Vice President of Advisers

Mr. Dhruv has been a co-lead portfolio manager of the Fund since 2019. He joined Franklin Templeton in 2002.

Jatin Misra, Ph.D., CFA Portfolio Manager of Advisers

Dr. Misra has been a portfolio manager of the Fund since September 2024. He joined Franklin Templeton in 2024. Prior to joining Franklin Templeton, Dr. Misra was a portfolio manager for Putnam Investment Management, LLC.

Michael V. Salm Portfolio Manager of Advisers

Mr. Salm has been a portfolio manager of the Fund since September 2024. He joined Franklin Templeton in 2024. Prior to joining Franklin Templeton, Mr. Salm was a portfolio manager for Putnam Investment Management, LLC.

The portfolio managers of the Fund are jointly and primarily responsible for the day-to-day management of the Fund's portfolio. They have equal authority over all aspects of the Fund's investment portfolio, including, but not limited to, purchases and sales of individual securities, portfolio risk assessment, and the management of daily cash balances in accordance with anticipated investment management requirements. The degree to which each portfolio manager may perform these functions, and the nature of these functions, may change from time to time.

The Fund's SAI provides additional information about portfolio manager compensation, other accounts that they manage and their ownership of Fund shares.

The Fund pays Advisers a fee for managing the Fund's assets.

Advisers has agreed to reduce its fees to reflect reduced services resulting from the Fund's investments in Franklin Templeton affiliated funds.

For the fiscal year ended December 31, 2024, the Fund paid Advisers an effective management fee of 0.50% of the Fund's average net assets for investment management services.

A discussion regarding the basis for the board of trustees' approval of the Fund's investment management agreement is available in the Fund's report on Form N-CSR for the period ended June 30, 2024.

Manager of Managers Structure

The investment manager and the Trust have received an exemptive order from the SEC that allows the Fund to operate in a "manager of managers" structure whereby the investment manager can appoint and replace both wholly-owned and unaffiliated sub-advisors, and enter into, amend and terminate sub-advisory agreements with such sub-advisors, each subject to board approval but without obtaining prior shareholder approval (Manager of Managers Structure). The Fund will, however, inform shareholders of the hiring of any new sub-advisor within 90 days after the hiring. The SEC exemptive order provides the Fund with greater flexibility and efficiency and alleviates the need for the Fund to incur the expense and delays associated with obtaining shareholder approval of such sub-advisory agreements.

The use of the Manager of Managers Structure with respect to the Fund is subject to certain conditions that are set forth in the SEC exemptive order. Under the Manager of Managers Structure, the investment manager has the ultimate responsibility, subject to oversight by the Fund's board of trustees, to oversee sub-advisors and recommend their hiring, termination and replacement. The investment manager will also, subject to the review and approval of the Fund's board of trustees: set the Fund's overall investment strategy; evaluate, select and recommend sub-advisors to manage all or a portion of the Fund's assets; and implement procedures reasonably designed to ensure that each sub-advisor complies with the Fund's investment goal, policies and restrictions. Subject to review by the Fund's board of trustees, the investment manager will allocate and, when appropriate, reallocate the Fund's assets among sub-advisors and monitor and evaluate the sub-advisors' performance.

Financial Highlights

This table presents the financial performance of Fund shares for the past five years or since inception. The table shows certain information on a single Fund share basis (per share performance). It also shows some key Fund statistics, such as total return (past performance) and expense ratios. Total return represents the annual change in value of a share assuming reinvestment of dividends and capital gains. This information has been audited by PricewaterhouseCoopers LLP, an independent registered public accounting firm, whose report, along with the Fund's financial statements, are available on the Fund's website and are included in the Form N-CSR filed with the SEC covering the period ended December 31, 2024, which is available upon request.

Franklin U.S. Government Securities VIP Fund - Class 1

	Year Ended December 31,				
	2024	2023	2022	2021	2020
Per share operating performance (for a share outstanding throughout the year)					
Net asset value, beginning of year	\$10.62	\$10.44	\$11.85	\$12.37	\$12.34
Income from investment operations ^a :					
Net investment income ^b	0.31	0.28	0.20	0.12	0.22
Net realized and unrealized gains (losses)	(0.16)	0.21	(1.32)	(0.32)	0.28
Total from investment operations	0.15	0.49	(1.12)	(0.20)	0.50
Less distributions from:					
Net investment income	(0.34)	(0.31)	(0.29)	(0.32)	(0.47)
Net asset value, end of year	\$10.43	\$10.62	\$10.44	\$11.85	\$12.37
Total return ^c	1.50%	4.76%	(9.50)%	(1.62)%	4.08%
Ratios to average net assets					
Expenses	0.53%	0.52% ^d	0.49% ^d	0.53% ^d	0.53% ^d
Net investment income	2.96%	2.70%	1.79%	1.03%	1.81%
Supplemental data					
Net assets, end of year (000's)	\$32,918	\$35,731	\$37,066	\$45,733	\$52,307
Portfolio turnover rate	11.16%	16.46%	9.28%	80.81%	56.32%

a. The amount shown for a share outstanding throughout the period may not correlate with the Statement of Operations in the annual report for the period due to the timing of sales and repurchases of the Fund's shares in relation to income earned and/or fluctuating fair value of the investments of the Fund.

b. Based on average daily shares outstanding.

c. Total return does not include fees, charges or expenses imposed by the variable annuity and life insurance contracts for which Franklin Templeton Variable Insurance Products Trust serves as an underlying investment vehicle.

d. Benefit of expense reduction rounds to less than 0.01%.

FUND DETAILS

Franklin U.S. Government Securities VIP Fund - Class 2

	Year Ended December 31,				
	2024	2023	2022	2021	2020
Per share operating performance (for a share outstanding throughout the year)					
Net asset value, beginning of year	\$10.36	\$10.19	\$11.57	\$12.08	\$12.05
Income from investment operations ^a :					
Net investment income ^b	0.28	0.25	0.16	0.09	0.19
Net realized and unrealized gains (losses)	(0.14)	0.20	(1.28)	(0.31)	0.27
Total from investment operations	0.14	0.45	(1.12)	(0.22)	0.46
Less distributions from:					
Net investment income	(0.32)	(0.28)	(0.26)	(0.29)	(0.43)
Net asset value, end of year	\$10.18	\$10.36	\$10.19	\$11.57	\$12.08
Total return ^c	1.37%	4.47%	(9.75)%	(1.83)%	3.83%
Ratios to average net assets					
Expenses	0.78%	0.77% ^d	0.74% ^d	0.78% ^d	0.78% ^d
Net investment income	2.71%	2.45%	1.53%	0.78%	1.56%
Supplemental data					
Net assets, end of year (000's)	\$489,726	\$522,181	\$555,028	\$730,340	\$771,332
Portfolio turnover rate	11.16%	16.46%	9.28%	80.81%	56.32%

a. The amount shown for a share outstanding throughout the period may not correlate with the Statement of Operations in the annual report for the period due to the timing of sales and repurchases of the Fund's shares in relation to income earned and/or fluctuating fair value of the investments of the Fund.

b. Based on average daily shares outstanding.

c. Total return does not include fees, charges or expenses imposed by the variable annuity and life insurance contracts for which Franklin Templeton Variable Insurance Products Trust serves as an underlying investment vehicle.

d. Benefit of expense reduction rounds to less than 0.01%.

FRANKLIN VOLSMART ALLOCATION VIP FUND

Investment Goal

The Fund's investment goal is total return (including income and capital gains) while seeking to manage volatility. The Fund's investment goal is non-fundamental, which means it may be changed by the board of trustees without shareholder approval. Shareholders will be given at least 60 days' advance notice of any change to the Fund's investment goal.

Principal Investment Policies and Practices

Under normal market conditions, the Fund seeks to achieve its investment goal by allocating its assets across certain asset classes, sectors and strategies in an attempt to produce a diversified portfolio that will generate returns while minimizing the expected volatility of the Fund's returns so that volatility does not exceed a target of 10% per year (volatility within the 10% target is referred to as "Target Volatility"). Managing the Fund to remain within its Target Volatility is designed to reduce the potential dramatic and rapid price swings that could be experienced by the Fund's "core portfolio." The Fund's assets are primarily invested in its "core portfolio," which is principally comprised of various U.S. equity and fixed income investments and strategies including investments in other mutual funds and exchange-traded funds (ETFs) that provide exposure to such investments and strategies, as described in more detail below. The Fund's investment manager, Franklin Advisers, Inc. (Advisers), allocates the Fund's assets among the strategies and investments in the core portfolio to diversify the assets of the Fund and to reduce the Fund's risk of being significantly impacted by changes in a specific asset class.

In addition, Advisers employs an additional strategy to manage the Fund's risk exposure to market volatility. Advisers employ a volatility management strategy, which is designed to manage the expected volatility of the Fund's returns so that volatility remains within the Fund's Target Volatility. In employing this strategy, Advisers measures the Fund's expected volatility and utilizes certain derivative instruments (primarily futures contracts on indices) to adjust the Fund's expected volatility to within the Target Volatility, as described in more detail below. There is no guarantee that the Fund will stay within its Target Volatility.

There is no guarantee that the Fund's volatility management strategy will be successful. The Fund's Target Volatility is not a total return performance target – the Fund does not expect, nor does it represent, that its total return performance will be within any specified range. It is possible that the Fund could stay within its Target Volatility while having negative performance

returns. Also, efforts to manage the Fund's volatility can be expected to limit the Fund's gains in rising markets, may expose the Fund to costs to which it would otherwise not have been exposed, and if unsuccessful may result in substantial losses.

The Fund is structured as a limited "fund-of-funds" that seeks to achieve its investment goal by investing its assets partially in other mutual funds, which include other Franklin Templeton mutual funds and ETFs and third-party ETFs (underlying funds). Each underlying fund is allocated to the equity, fixed income, multi-class or cash asset class based on its predominant asset class and strategies. These underlying funds, in turn, invest in a variety of U.S. and foreign equity, fixed-income and money market securities. The Fund also obtains exposure to certain strategies and investments in its core portfolio by directly investing in the securities and instruments in that strategy. The Fund may have a large percentage of its core portfolio assets invested in underlying funds at any given time; however, the Fund will not invest more than 25% of its assets in any one underlying fund at any given time. The Fund's investments in underlying funds will change over time depending on various factors, including general market conditions.

Core Portfolio

Under normal market conditions, the Fund's core portfolio is allocated among the broad asset classes according to the following approximate percentages to achieve the Fund's asset allocation strategy:

- 50%-70% Equity Allocation
- 13%-33% Fixed Income Allocation
- 5%-15% Multi-Asset Class Allocation (combination of equity and fixed income)
- 0%-13% Cash (includes cash, cash equivalents and money market funds or securities)

To the extent that Advisers allocates the Fund's assets to underlying funds, such allocations are based on the underlying fund's predominant asset class. These underlying funds invest in a variety of equity and fixed-income securities and may also have exposure to derivative instruments.

The Fund relies on certain rules and exemptions permitted under the Investment Company Act of 1940 (1940 Act) to invest its assets in affiliated underlying funds in excess of the limits prescribed by the 1940 Act.

At the discretion of Advisers, the above percentages may vary from time to time without shareholder approval, e.g., based on market conditions or the investment manager's assessment of an asset class' relative attractiveness as an investment opportunity or as part of the volatility management strategy. In addition, as a result of the Fund's use of derivatives, and/or in an effort to manage expected

FUND DETAILS

volatility, the Fund may hold significant amounts of cash, cash equivalents and money market instruments.

When selecting equity investments for the Fund's core portfolio, Advisers considers a number of characteristics, including but not limited to, the market capitalization and investment style (growth vs. value). The Fund or the underlying funds may invest in securities any capitalization range. When selecting fixed-income funds for the Fund's core portfolio, Advisers considers a number of characteristics, including but not limited to, yield and price volatility. In evaluating the risk level of the Fund's investments, the Advisers analyzes various characteristics including but not limited to: (a) relative and absolute performance, including correlations with other underlying funds as well as corresponding benchmarks, and (b) their volatility.

Alongside traditional financial and economic analyses, the investment manager assesses the potential impacts of material environmental, social and governance (ESG) factors on a issuer, which the investment manager believes provide a measure of the issuer's sustainability. In analyzing ESG factors, the investment manager assesses whether a issuer's practices pose a material financial risk or opportunity. Consideration of ESG factors and risks is only one component of the investment manager's assessment of eligible investments and may not be a determinative factor in the investment manager's final decision on whether to invest in a issuer. In addition, the weight given to ESG factors may vary across types of investments, industries, regions and issuers and ESG factors and weights considered may change over time. The investment manager does not assess every investment for ESG factors and, when it does, not every ESG factor may be identified or evaluated.

The Fund may be exposed to securities of any duration, maturity or credit quality including high yield debt securities. The Fund or the underlying funds may invest in mortgage- or asset-backed securities.

The principal investment strategies and principal underlying funds currently expected to comprise the core portfolio, as of the date of this prospectus, are as follows. The investment manager may select additional underlying funds and strategies or remove underlying funds and strategies for investment at any time in their discretion (without the approval of shareholders).

Rising Dividends Strategy (equity)

This strategy focuses on long-term capital appreciation and preservation of capital by investing primarily in equity securities of companies that the investment manager believes have a history of consistent and substantial dividend increases.

U.S. Smart Beta Strategy (equity)

Franklin's U.S. Smart Beta strategy seeks to provide investment results that closely correspond to a systematic, rules-based proprietary index that is based on the Russell 1000® Index using a methodology developed by FTSE

Russell and Franklin Templeton. This methodology seeks to achieve a lower level of risk and higher risk-adjusted performance than the Russell 1000® Index over the long term by applying a multi-factor selection process, which is designed to select equity securities from the Russell 1000® Index that have favorable exposure to three investment style factors – quality, value and momentum.

Franklin U.S. Core Bond ETF (fixed-income)

The ETF seeks total return by investing in bonds of U.S. issuers, including government, corporate debt, mortgage-backed and asset-backed securities.

Franklin Income Fund

The fund seeks to maximize income by investing in a diversified portfolio of debt and equity securities, such as corporate, foreign and U.S. Treasury bonds, as well as stocks with relatively high dividends.

Putnam Core Bond Fund

The fund seeks to invest in a diversified portfolio of investment-grade fixed-income securities, mainly in bonds of governments and private companies that are investment-grade in quality with intermediate- to long-term maturities (three years or longer).

Cash, Cash Equivalents and Money Market Securities

With respect to its cash investments, the Fund expects to hold cash, cash equivalents and high quality money market securities, including U.S. Government securities, U.S. Government agency securities, bank obligations, commercial paper, repurchase agreements and affiliated money market funds.

Volatility Management Strategy

The Fund employs a volatility management strategy that seeks to stabilize the number and level of performance swings of the Fund over time. Managing the Fund's volatility to within its Target Volatility is intended to reduce the downside risk of the Fund during periods of significant and sustained market declines. There is, however, no guarantee that the Fund will remain within its Target Volatility. In this context, "volatility" is a statistical measurement of the frequency and level of up and down fluctuations of the Fund's returns over time. Volatility may result in rapid and dramatic price swings. Volatility, in other words, represents the average annual deviation of the Fund's return around the average Fund return.

In employing this strategy, Advisers measures the expected annual volatility of the Fund's core portfolio. If the Fund's expected annual volatility exceeds the Target Volatility, the Fund will write (sell) one or more equity index futures contracts (usually S&P 500 Index futures contracts) with the goal of decreasing the core portfolio's exposure to U.S. equity securities so that the expected annual volatility of the Fund is at or below the target of 10%. Generally, Advisers intends to use the strategy to reduce risk and would not employ the volatility management strategy if the expected volatility of the Fund's core portfolio is at or below the Target

Volatility. The volatility management strategy may be employed as often as daily or may not be adjusted for extended periods of time. Whether to employ the strategy, as well as the timing and extent of any adjustments to the strategy, are within the sole discretion of Advisers. The volatility strategy may cause the Fund's effective exposure to certain asset classes to be greater or less than its direct investments.

In connection with the Fund's volatility management strategy, Advisers may use a combination of proprietary and third-party risk modeling systems to help it estimate the expected volatility of the Fund's portfolio on a daily basis. The risk models are based on the historical returns of selected asset classes (or, in some cases, recreations or simulations of such returns) and can reflect certain back-tested data from the previous decade, to help estimate short-term and long-term risk (and volatility). For example, Advisers makes future estimates of the expected volatility of the Fund, including the various asset classes in which it invests. Based on those estimates and other factors, Advisers adjusts the Fund's exposure to U.S. equity asset classes (through equity index futures contracts) in an attempt to stay within the Fund's Target Volatility.

With respect to the Fund's derivative investments, the Fund may enter into equity index futures contracts in connection with the Fund's volatility management strategy. The Fund also engages in one or more total return swaps on one or more systematic or quantitative rules-based indices that use a mathematical methodology to automatically increase or decrease exposure to short- and/or medium-term futures on an index that measures market expectations of volatility. The Fund invests in such swaps to manage volatility. In addition, the underlying funds may enter into various transactions involving complex derivative instruments for hedging or investment purposes.

A futures contract is a standard binding agreement that trades on an exchange to buy or sell a specified quantity of an underlying instrument or asset, such as a specific index, at a specified price at a specified later date that trades on an exchange. A "sale" of a futures contract means the acquisition of a contractual obligation to deliver the underlying instrument specified in the contract at a specified price on a specified date. The sale of an equity index futures contract will allow the Fund to decrease its exposure to a certain asset or asset class. Equity index futures contracts allow for a cash payment of the net gain or loss on the contract at the time of delivery. The Fund may sell futures contracts that trade on U.S. and foreign exchanges. By way of example, when Advisers believes that the value of the U.S. equity securities market is expected to increase in volatility, the Fund could sell futures contracts on S&P 500 futures contracts. If at such future date the value of the securities on the index is less than the amount to be paid by the Fund under the contract, the Fund will recognize a gain that would offset losses on the Fund's portfolio resulting from volatility in the equity markets.

Swap agreements, such as total return swaps, are contracts between the Fund and another party (the swap counterparty) involving the exchange of payments on specified terms over periods ranging from a few days to multiple years. A swap agreement may be negotiated bilaterally and traded over-the-counter (OTC) between two parties (for an uncleared swap) or, in some instances, must be transacted through a futures commission merchant (FCM) and cleared through a clearinghouse that serves as a central counterparty (for a cleared swap). In a basic swap transaction, the Fund agrees with the swap counterparty to exchange the returns (or differentials in rates of return) and/or cash flows earned or realized on a particular "notional amount" of underlying instruments. The notional amount is the set amount selected by the parties as the basis on which to calculate the obligations that they have agreed to exchange. The parties typically do not actually exchange the notional amount. Instead, they agree to exchange the returns that would be earned or realized if the notional amount were invested in given instruments or at given interest rates.

A total return swap is an agreement between two parties, pursuant to which one pays (and the other receives) an amount equal to the total return (including, typically, income and capital gains distributions, principal prepayment or credit losses) of an underlying reference asset (e.g., a note, bond or securities index) in exchange for a regular payment, at a floating rate based on a designated reference rate, or alternatively at a fixed rate or the total rate of return on another financial instrument. The Fund may take either position in a total return swap (i.e., the Fund may receive or pay the total return on the underlying reference asset).

Exclusion of Investment Manager from Commodity Pool Operator Definition

With respect to the Fund, the investment manager has claimed an exclusion from the definition of "commodity pool operator" (CPO) under the Commodity Exchange Act (CEA) and the rules of the Commodity Futures Trading Commission (CFTC) and, therefore, is not subject to CFTC registration or regulation as a CPO. In addition, with respect to the Fund, the investment manager is relying upon a related exclusion from the definition of "commodity trading advisor" (CTA) under the CEA and the rules of the CFTC.

The terms of the CPO exclusion require the Fund, among other things, to adhere to certain limits on its investments in commodity futures, commodity options and swaps, which in turn include non-deliverable currency forward contracts, as further described in the Fund's Statement of Additional Information (SAI). Because the investment manager and the Fund intend to comply with the terms of the CPO exclusion, the Fund may, in the future, need to adjust its investment strategies, consistent with its investment goal, to limit its investments in these types of instruments. The Fund is not intended as a vehicle for trading in the commodity futures, commodity options, or swaps markets. The CFTC has neither reviewed nor approved the investment manager's reliance on these exclusions, or the Fund, its investment strategies or this prospectus.

Temporary Investments

The Fund may allocate, without limitation, assets into cash or short-term fixed income securities, and away from riskier assets, such as equity securities. When Advisers believes market or economic conditions are unfavorable for investors, up to 100% of the Fund's assets may be invested in a temporary defensive manner by holding all or a substantial portion of its assets in cash, cash equivalents or other high quality short-term investments. Temporary defensive investments generally may include short-term U.S. government securities, high-grade commercial paper, bank obligations, repurchase agreements, money market fund shares (including shares of an affiliated money market fund) and other money market instruments. Advisers also may invest in these types of securities or hold cash while looking for suitable investment opportunities, to maintain liquidity, to meet expected redemption obligations, or to segregate on the Fund's books in connection with its derivative strategies. In any of these circumstances, the Fund may be unable to achieve its investment goals.

Principal Risks

For purposes of this "Principal Risks" section, the term "investment manager" refers to Advisers, the Fund's sub-advisor or any of the underlying fund's investment managers or sub-advisors, as applicable.

Market: The market values of securities or other investments owned by the Fund will go up or down, sometimes rapidly or unpredictably. The Fund's investments may decline in value due to factors affecting individual issuers (such as the results of supply and demand), or sectors within the securities markets. The value of a security or other investment also may go up or down due to general market conditions that are not specifically related to a particular issuer, such as real or perceived adverse economic conditions, changes in interest rates or exchange rates, or adverse investor sentiment generally. Furthermore, events involving limited liquidity, defaults, non-performance or other adverse developments that affect one industry, such as the financial services industry, or concerns or rumors about any events of these kinds, have in the past and may in the future lead to market-wide liquidity problems, may spread to other industries, and could negatively affect the value and liquidity of the Fund's investments. In addition, unexpected events and their aftermaths, such as the spread of diseases; natural, environmental or man-made disasters; financial, political or social disruptions; terrorism and war; and other tragedies or catastrophes, can cause investor fear and panic, which can adversely affect the economies of many companies, sectors, nations, regions and the market in general, in ways that cannot necessarily be foreseen. During a general downturn in the securities markets, multiple asset classes may decline in value. When markets perform well, there can be no assurance that securities or other investments held by the Fund will participate in or otherwise benefit from the advance.

The long-term impact of the COVID-19 pandemic and its subsequent variants on economies, markets, industries and individual issuers is not known. The U.S. government and the Federal Reserve, as well as certain foreign governments and central banks, took extraordinary actions to support local and global economies and the financial markets in response to the COVID-19 pandemic. This and other government intervention into the economy and financial markets have resulted in a large expansion of government deficits and debt, the long-term consequences of which are not known.

The United States and various countries are currently involved in disputes over trade and other matters, which may result in tariffs, investment restrictions and other adverse impacts on affected companies and securities. Trade disputes may adversely affect the economies of the United States and its trading partners, as well as companies directly or indirectly affected and financial markets generally. For example, the United States has imposed tariffs and other trade barriers on Chinese exports, has restricted sales of certain categories of goods to China, and has established barriers to investments in China. The United States government has prohibited U.S. persons from investing in Chinese companies designated as related to the Chinese military. These and possible future restrictions could limit the Fund's opportunities for investment and require the sale of securities at a loss or make them illiquid. Moreover, the Chinese government is involved in a longstanding dispute with Taiwan that has included threats of invasion. If the political climate between the United States and China does not improve or continues to deteriorate, if China were to attempt unification of Taiwan by force, or if other geopolitical conflicts develop or get worse, economies, markets and individual securities may be severely affected both regionally and globally, and the value of the Fund's assets may go down.

Stock prices tend to go up and down more dramatically than those of debt securities. A slower-growth or recessionary economic environment could have an adverse effect on the prices of the various stocks held by the Fund.

Volatility Management Strategy

There can be no guarantee that the Fund's volatility management strategy will be successful; moreover, achieving the Fund's strategy of limiting the Fund's annual volatility does not mean the Fund will achieve a positive or competitive return. The actual volatility that the Fund experiences may be significantly higher than its Target Volatility. For example, actual realized annual volatility can be expected to exceed the Target Volatility periodically, and this can result in negative returns (losses) that persist beyond one year. In addition, these strategies may expose the Fund to costs to which it would otherwise not have been exposed and, if unsuccessful, may cause the Fund to experience substantial losses greater than what the Fund might have experienced had such strategy not been implemented at all. In addition, the volatility management strategy focuses on managing the volatility of the U.S. equity

markets – to the extent the underlying funds have exposure to foreign markets, volatility resulting from those investments will not be managed under the volatility management strategy. Moreover, the volatility management strategy can also be expected to limit the Fund's participation in market price appreciation when compared to similar funds that do not attempt these strategies.

Advisers expect that, in periods of particularly high volatility in certain markets, the Fund may experience volatility greater than its Target Volatility. The Fund could experience volatility greater than its Target Volatility at any time and for any period of time. Also, the Fund's net asset value may be more volatile over short-term periods.

In seeking to manage the Fund's portfolio and overall volatility, Advisers use proprietary and third-party risk modeling systems to obtain short-term risk and correlation forecasts. These models examine multiple economic factors and asset classes using a large amount of data, including third-party data, selected historical returns (or, in some cases, recreations of such returns), and certain back-tested data over the past ten years. There is no assurance that the modeling systems or the algorithms used by the index are complete or accurate, or representative of future market cycles, nor will they necessarily be beneficial to the Fund even if they are accurate. The results generated by these models or algorithms may perform differently than in the past, or as expected. They may negatively affect Fund performance and the ability of the Fund to meet its goal for various reasons. For example, human judgment plays a role in building, using, testing, and modifying the financial algorithms and formulas. Additionally, there is a possibility that historical data may be imprecise or become stale due to new events or changing circumstances which the models may not promptly detect. Market performance can be affected by non-quantitative factors (for example, market or trading system dysfunctions, investor fear or over-reaction or other emotional considerations) that are not easily integrated into risk models. There may also be technical issues with the construction and implementation of quantitative models or algorithms (for example, software or other technology malfunctions, or programming inaccuracies).

In cases of extreme market conditions during which there is price dislocation for certain securities or in the event of systemic market dislocation, the Fund's managed volatility strategy may cause the Fund to be significantly over- or under-exposed to a specific security or asset class. In such cases, the Fund may lose more and, in some cases, may lose significantly more, than it would have lost had the managed volatility strategy or the risk models not been used. In addition, in periods of extreme or sudden market decline, if risk models do not predict, or only detect after a time lag, such sudden or extreme declines, the Fund's managed volatility strategy will not protect fully against the market decline, realized or actual volatility can be higher than the Target Volatility, and the Fund could be exposed to large losses regardless of its managed volatility strategy. Sustained market disruptions and price dislocation can also prevent the Fund from implementing its investment

strategies, including its managed volatility strategy, for a period of time and may prevent the Fund from achieving its investment goal.

Interest Rate: Interest rate changes can be sudden and unpredictable, and are influenced by a number of factors, including government policy, monetary policy, inflation expectations, perceptions of risk, and supply of and demand for bonds. Changes in government or central bank policy, including changes in tax policy or changes in a central bank's implementation of specific policy goals, may have a substantial impact on interest rates. There can be no guarantee that any particular government or central bank policy will be continued, discontinued or changed, nor that any such policy will have the desired effect on interest rates. Debt securities generally tend to lose market value when interest rates rise and increase in value when interest rates fall. A rise in interest rates also has the potential to cause investors to rapidly sell fixed income securities. A substantial increase in interest rates may also have an adverse impact on the liquidity of a debt security, especially those with longer maturities or durations. Securities with longer maturities or durations or lower coupons or that make little (or no) interest payments before maturity tend to be more sensitive to interest rate changes.

Credit: The Fund could lose money on a debt security if the issuer or borrower is unable or fails to meet its obligations, including failing to make interest payments and/or to repay principal when due. Changes in an issuer's financial strength, the market's perception of the issuer's financial strength or an issuer's or security's credit rating, which reflects a third party's assessment of the credit risk presented by a particular issuer or security, may affect debt securities' values. The Fund may incur substantial losses on debt securities that are inaccurately perceived to present a different amount of credit risk by the market, the investment manager or the rating agencies than such securities actually do.

Derivative Instruments: The performance of derivative instruments depends largely on the performance of an underlying instrument, such as a currency, security, interest rate or index, and such instruments often have risks similar to the underlying instrument, in addition to other risks. Derivative instruments involve costs and can create economic leverage in the Fund's portfolio, which may result in significant volatility and cause the Fund to participate in losses (as well as gains) in an amount that significantly exceeds the Fund's initial investment. Other risks include illiquidity, mispricing or improper valuation of the derivative instrument, and imperfect correlation between the value of the derivative and the underlying instrument so that the Fund may not realize the intended benefits. Their successful use will usually depend on the investment manager's ability to accurately forecast movements in the market relating to the underlying instrument. Should a market or markets, or prices of particular classes of investments, move in an unexpected manner, especially in unusual or extreme market conditions, the Fund may not realize the anticipated benefits of the transaction, and it may realize losses, which could be

FUND DETAILS

significant. If the investment manager is not successful in using such derivative instruments, the Fund's performance may be worse than if the investment manager did not use such derivative instruments at all. When a derivative is used for hedging, the change in value of the derivative instrument also may not correlate specifically with the currency, security, interest rate index or other risk being hedged. There is also the risk, especially under extreme market conditions, that an instrument, which usually would operate as a hedge, provides no hedging benefits at all.

Use of these instruments could also result in a loss if the counterparty to the transaction does not perform as promised, including because of such counterparty's bankruptcy or insolvency. This risk is heightened with respect to over-the-counter (OTC) instruments, such as certain swap agreements and may be greater during volatile market conditions. Other risks include the inability to close out a position because the trading market becomes illiquid (particularly in the OTC markets) or the availability of counterparties becomes limited for a period of time. In addition, the presence of speculators in a particular market could lead to price distortions. To the extent that the Fund is unable to close out a position because of market illiquidity, the Fund may not be able to prevent further losses of value in its derivatives holdings and the Fund's liquidity may be impaired. Some derivatives can be particularly sensitive to changes in interest rates or other market prices. Investors should bear in mind that, while the Fund intends to use derivative strategies on a regular basis, it is not obligated to actively engage in these transactions, generally or in any particular kind of derivative, if the investment manager elects not to do so due to availability, cost or other factors.

The use of derivative strategies may also have a tax impact on the Fund. The timing and character of income, gains or losses from these strategies could impair the ability of the investment manager to use derivatives when it wishes to do so.

Income: The Fund's distributions to shareholders may decline when prevailing interest rates fall, when dividend income from investments in stocks decline, when the Fund experiences defaults on debt securities it holds or when the Fund realizes a loss upon the sale of a debt security. The Fund's income generally declines during periods of falling benchmark interest rates because the Fund must reinvest the proceeds it receives from existing investments (upon their maturity, prepayment, amortization, sale, call, or buy-back) at a lower rate of interest or return.

Small and Mid Capitalization Companies: While small and mid capitalization companies may offer substantial opportunities for capital growth, they also may involve more risks than larger companies. Historically, securities issued by small and mid capitalization companies have been more volatile in price than securities that are issued by larger companies, especially over the short term. Among the reasons for the greater price volatility are the less certain growth prospects of small and mid capitalization companies, the lower degree of liquidity in the markets for such

securities, and the greater sensitivity of small and mid capitalization companies to changing economic conditions.

In addition, small and mid capitalization companies may lack depth of management, be unable to generate funds necessary for growth or development, have limited product lines or be developing or marketing new products or services for which markets are not yet established and may never become established. Small and mid capitalization companies may be particularly affected by interest rate increases, as they may find it more difficult to borrow money to continue or expand operations, or may have difficulty in repaying loans, particularly those with floating interest rates.

Investing in Underlying Funds: Because the Fund invests in underlying funds, and the Fund's performance is directly related to the performance of the underlying funds held by it, the ability of the Fund to achieve its investment goal is directly related to the ability of the underlying funds to meet their investment goals. In addition, shareholders of the Fund will indirectly bear the fees and expenses of the underlying funds. The risks described herein are the principal risks of the Fund and the underlying funds. For purposes of the discussion of risks of the Fund, "Fund" means the Fund and/or one or more of the underlying funds in which the Fund invests.

Investing in ETFs: The Fund's investments in ETFs may subject the Fund to additional risks than if the Fund would have invested directly in the ETFs' underlying securities. These risks include the possibility that an ETF may experience a lack of liquidity that can result in greater volatility than its underlying securities or an ETF may trade at a premium or discount to its net asset value, as shares of an ETF are bought and sold based on exchanges on market values and not at the ETF's net asset value. In the case of an index ETF, the ETF may not replicate exactly the performance of the benchmark index it seeks to track. In addition, investing in an ETF may also be more costly than if the Fund had owned the underlying securities directly. The Fund, and indirectly, shareholders of the Fund, bear a proportionate share of the ETF's expenses, which include management and advisory fees and other expenses. In addition, the Fund pays brokerage commissions in connection with the purchase and sale of shares of ETFs.

Another risk of investing in ETFs is the possibility that one ETF may buy the same securities that another ETF sells. If this happens, an investor in the Fund would indirectly bear the costs of these transactions without accomplishing the intended investment purpose. Also, an investor in the Fund may receive taxable gains from portfolio transactions by an ETF, as well as taxable gains from transactions in shares of the ETF by the Fund. The Fund or the underlying ETFs may hold common portfolio securities, thereby reducing the diversification benefits of the Fund.

High-Yield Debt Instruments: High-yield debt instruments (including loans) and unrated instruments of similar credit quality (high-yield debt instruments or junk bonds) involve greater risk of a complete loss of the Fund's investment, or delays of interest and principal payments, than higher-quality

debt instruments or loans. Issuers of high-yield debt instruments are not as strong financially as those issuing securities of higher credit quality. High-yield debt instruments are generally considered predominantly speculative by the applicable rating agencies as these issuers are more likely to encounter financial difficulties because they may be more highly leveraged, or because of other considerations. In addition, high yield debt instruments generally are more vulnerable to changes in the relevant economy, such as a recession or a sustained period of rising interest rates, that could affect their ability to make interest and principal payments when due. If an issuer stops making interest and/or principal payments, payments on the securities may never resume. These instruments may be worthless and the Fund could lose its entire investment.

The prices of high-yield debt instruments generally fluctuate more than higher-quality securities. Prices are especially sensitive to developments affecting the issuer's business or operations and to changes in the ratings assigned by rating agencies. In addition, the entire high-yield debt market can experience sudden and sharp price swings due to changes in economic conditions, stock market activity, large sustained sales by major investors, a high-profile default, or other factors. Prices of corporate high-yield debt instruments often are closely linked with the company's stock prices and typically rise and fall in response to factors that affect stock prices.

High-yield debt instruments are generally less liquid than higher-quality securities. Many of these instruments are not registered for sale under the federal securities laws and/or do not trade frequently. When they do trade, their prices may be significantly higher or lower than expected. At times, it may be difficult to sell these securities promptly at an acceptable price, which may limit the Fund's ability to sell securities in response to specific economic events or to meet redemption requests. As a result, certain high-yield debt instruments generally pose greater illiquidity and valuation risks.

Substantial declines in the prices of high-yield debt instruments can dramatically increase the yield of such instruments. The decline in market prices generally reflects an expectation that the issuer(s) may be at greater risk of defaulting on the obligation to pay interest and principal when due. Therefore, substantial increases in yield may reflect a greater risk by the Fund of losing some or part of its investment rather than reflecting any increase in income from the higher yield that the debt instrument may pay to the Fund on its investment.

Mortgage Securities and Asset-Backed Securities:

Mortgage securities differ from conventional debt securities because principal is paid back over the life of the security rather than at maturity. The Fund may receive unscheduled prepayments of principal due to voluntary prepayments, refinancing or foreclosure on the underlying mortgage loans. To the Fund this means a loss of anticipated interest, and a portion of its principal investment represented by any premium the Fund may have paid. Mortgage prepayments

generally increase when interest rates fall. Because of prepayments, mortgage securities may be less effective than some other types of debt securities as a means of "locking in" long-term interest rates and may have less potential for capital appreciation during periods of falling interest rates. When the Fund reinvests the prepayments of principal it receives, it may receive a rate of interest that is lower than the rate on the existing security.

Mortgage securities also are subject to extension risk. An unexpected rise in interest rates could reduce the rate of prepayments on mortgage securities and extend their life. This could cause the price of the mortgage securities and the Fund's share price to fall and would make the mortgage securities more sensitive to interest rate changes.

Since September 2008, the Federal Housing Finance Agency (FHFA), an agency of the U.S. government, has acted as the conservator to operate Fannie Mae and Freddie Mac until they are stabilized. It is unclear how long the conservatorship will last or what effect this conservatorship will have on the securities issued or guaranteed by Fannie Mae or Freddie Mac for the long-term.

Issuers of asset-backed securities may have limited ability to enforce the security interest in the underlying assets, and credit enhancements provided to support the securities, if any, may be inadequate to protect investors in the event of default. Like mortgage securities, asset-backed securities are subject to prepayment and extension risks.

Variable Rate Securities: Variable rate securities (which include floating rate debt securities) generally are less price sensitive to interest rate changes than fixed rate debt securities. However, the market value of variable rate debt securities may decline or not appreciate as quickly as expected when prevailing interest rates rise if the interest rates of the variable rate securities do not rise as much, or as quickly, as interest rates in general. Conversely, variable rate securities will not generally increase in market value if interest rates decline. When interest rates fall, there may be a reduction in the payments of interest received by the Fund from its variable rate securities.

Floating Rate Corporate Investments: The senior secured corporate loans and corporate debt securities in which the Fund invests are often issued in connection with highly leveraged transactions. Such transactions include leveraged buyout loans, leveraged recapitalization loans, and other types of acquisition financing. Loan investments issued in such transactions are subject to greater credit risks than other investments including a greater possibility that the borrower may default or enter bankruptcy. Such floating rate investments may be rated below investment grade (i.e., also known as "junk bonds"). Although loan investments are generally subject to certain restrictive covenants in favor of the investors, many of these loans may from time to time be reissued or offered as "covenant lite" loans, which may entail potentially increased risk, because they may have fewer or no financial maintenance covenants or restrictions that would normally allow for early intervention and proactive mitigation of credit risk.

Management: The Fund is actively managed and could experience losses (realized and unrealized) if the investment manager's judgment about markets, interest rates or the attractiveness, relative values, liquidity, or potential appreciation of particular investments made for the Fund's portfolio prove to be incorrect. The Fund could also experience losses if there are imperfections, errors or limitations in the models, tools, and data used by the investment manager or if the investment manager's techniques or investment decisions do not produce the desired results. Additionally, legislative, regulatory, or tax developments may affect the investment techniques available to the investment manager in connection with managing the Fund and may also adversely affect the ability of the Fund to achieve its investment goal.

ESG Considerations: ESG considerations are one of a number of factors that the investment manager examines when considering investments for the Fund's portfolio. In light of this, the issuers in which the Fund invests may not be considered ESG-focused issuers and may have lower or adverse ESG assessments. Consideration of ESG factors may affect the Fund's exposure to certain issuers or industries and may not work as intended. In addition, ESG considerations assessed as part of the Fund's investment process may vary across types of eligible investments and issuers. The investment manager does not assess every investment for ESG factors and, when it does, not every ESG factor may be identified or evaluated. The investment manager's assessment of an issuer's ESG factors is subjective and will likely differ from that of investors, third party service providers (e.g., ratings providers) and other funds. As a result, securities selected by the investment manager may not reflect the beliefs and values of any particular investor. The investment manager also may be dependent on the availability of timely, complete and accurate ESG data reported by issuers and/or third-party research providers, the timeliness, completeness and accuracy of which is out of the investment manager's control. ESG factors are often not uniformly measured or defined, which could impact the investment manager's ability to assess an issuer. While the investment manager views ESG considerations as having the potential to contribute to the Fund's long-term performance, there is no guarantee that such results will be achieved.

Liquidity: Liquidity risk exists when the markets for particular securities or types of securities or other investments are or become relatively illiquid so that the Fund is unable, or it becomes more difficult for the Fund, to sell the security or other investment at the price at which the Fund has valued the security. Illiquidity may result from political, economic or issuer specific events; supply/demand imbalances; changes in a specific market's size or structure, including the number of participants; or overall market disruptions. Securities or other investments with reduced liquidity or that become illiquid may involve greater risk than securities with more liquid markets. Market prices or quotations for illiquid securities may be volatile, and there may be large spreads between bid and ask prices. Reduced

liquidity may have an adverse impact on market price and the Fund's ability to sell particular securities when necessary to meet the Fund's liquidity needs, which may arise or increase in response to a specific economic event or because the investment manager wishes to purchase particular investments or believes that a higher level of liquidity would be advantageous. An investment may become illiquid if the Fund and its affiliates receive material non-public information about the issuer or the investment. To the extent that the Fund and its affiliates hold a significant portion of an issuer's outstanding securities, the Fund may be subject to greater liquidity risk than if the issuer's securities were more widely held.

Foreign Securities (non-U.S.): Investing in foreign securities, including sovereign debt securities, typically involves more risks than investing in U.S. securities, including risks related to currency exchange rates and policies, country or government specific issues, less favorable trading practices or regulation and greater price volatility. Certain of these risks also may apply to securities of U.S. companies with significant foreign operations.

Currency exchange rates: Foreign securities may be issued and traded in foreign currencies. As a result, their market values in U.S. dollars may be affected by changes in exchange rates between such foreign currencies and the U.S. dollar, as well as between currencies of countries other than the U.S. For example, if the value of the U.S. dollar goes up compared to a foreign currency, an investment traded in that foreign currency will go down in value because it will be worth fewer U.S. dollars. The Fund accrues additional expenses when engaging in currency exchange transactions, and valuation of the Fund's foreign securities may be subject to greater risk because both the currency (relative to the U.S. dollar) and the security must be considered.

Political and economic developments: The political, economic and social policies or structures of some foreign countries may be less stable and more volatile than those in the United States. Investments in these countries may be subject to greater risks of internal and external conflicts, expropriation, nationalization of assets, foreign exchange controls (such as suspension of the ability to transfer currency from a given country), restrictions on removal of assets, political or social instability, military action or unrest, diplomatic developments, currency devaluations, foreign ownership limitations, and substantial, punitive or confiscatory tax increases. It is possible that a government may take over the assets or operations of a company or impose restrictions on the exchange or export of currency or other assets. Some countries also may have different legal systems that may make it difficult or expensive for the Fund to vote proxies, exercise shareholder rights, and pursue legal remedies with respect to its foreign investments. Diplomatic and political developments could affect the economies, industries, and securities and currency markets of the countries in which the Fund is invested. These developments include rapid and adverse political changes; social instability; regional conflicts; sanctions imposed by the

United States, other nations or other governmental entities, including supranational entities; terrorism; and war. In addition, such developments could contribute to the devaluation of a country's currency, a downgrade in the credit ratings of issuers in such country, or a decline in the value and liquidity of securities of issuers in that country. An imposition of sanctions upon, or other government actions impacting, certain issuers in a country could result in (i) an immediate freeze of that issuer's securities, impairing the ability of the Fund to buy, sell, receive or deliver those securities or (ii) other limitations on the Fund's ability to invest or hold such securities. These factors would affect the value of the Fund's investments and are extremely difficult, if not impossible, to predict and take into account with respect to the Fund's investments.

Trading practices: Brokerage commissions, withholding taxes, custodial fees, and other fees generally are higher in foreign markets. The policies and procedures followed by foreign stock exchanges, currency markets, trading systems and brokers may differ from those applicable in the United States, with possibly negative consequences to the Fund. The procedures and rules governing foreign trading, settlement and custody (holding of the Fund's assets) also may result in losses or delays in payment, delivery or recovery of money or other property. Foreign government supervision and regulation of foreign securities and currency markets and trading systems may be less than or different from government supervision in the United States, and may increase the Fund's regulatory and compliance burden and/or decrease the Fund's investor rights and protections.

Availability of information: Foreign issuers may not be subject to the same disclosure, accounting, auditing and financial reporting standards and practices as U.S. issuers. Thus, there may be less information publicly available about foreign issuers than about most U.S. issuers. In addition, information provided by foreign issuers may be less timely or less reliable than information provided by U.S. issuers.

Limited markets: Certain foreign securities may be less liquid (harder to sell) and their prices may be more volatile than many U.S. securities. Illiquidity tends to be greater, and valuation of the Fund's foreign securities may be more difficult, due to the infrequent trading and/or delayed reporting of quotes and sales.

Regional: Adverse conditions in a certain region or country can adversely affect securities of issuers in other countries whose economies appear to be unrelated. To the extent that the Fund invests a significant portion of its assets in a specific geographic region or a particular country, the Fund will generally have more exposure to the risks affecting that specific geographic region or country. In the event of economic or political turmoil or a deterioration of diplomatic relations in a region or country where a substantial portion of the Fund's assets are invested, the Fund may experience substantial illiquidity or reduction in the value of the Fund's investments.

Developing Markets: The risks of foreign investments typically are greater in less developed countries, sometimes

referred to as developing or emerging markets. For example, the political, social, market regulation and economic structures and institutions in these countries, including those supporting the regulatory and legal systems and financial markets, may be less established and more vulnerable to corruption and fraud, and may change rapidly. These countries are more likely to experience high levels of inflation, deflation or currency devaluation, which can harm their economies and securities markets and increase volatility. In fact, short-term volatility in these markets and declines of 50% or more are not uncommon. Investments in less developed markets generally are subject to higher fees and expenses and exhibit greater price volatility and valuation challenges. They may be subject to greater risk of expropriation, nationalization, confiscatory or punitive taxation, and foreign investment and divestment restrictions. In addition, a developing market country may experience a devaluation of its currency, a downgrade in the credit ratings of issuers in the country, or a decline in the value and liquidity of securities of issuers in that country if the United States, other nations or other governmental entities (including supranational entities) impose sanctions on issuers that limit or restrict foreign investment, the movement of assets or other economic activity in the country due to political, military or regional conflicts or due to terrorism or war.

Restrictions on currency trading that may be imposed by developing market countries will have an adverse effect on the value of the securities of companies that trade or operate in such countries. Finally, such securities markets are smaller, relatively less liquid and may not be as efficient or established in terms of settlement, custody and securities registration.

Cybersecurity: Cybersecurity incidents, both intentional and unintentional, may allow an unauthorized party to gain access to Fund assets, Fund or customer data (including private shareholder information), or proprietary information, cause the Fund, the investment manager, and/or their service providers (including, but not limited to, Fund accountants, custodians, sub-custodians, transfer agents and financial intermediaries) to suffer data breaches, data corruption or loss of operational functionality or prevent Fund investors from purchasing, redeeming or exchanging shares or receiving distributions. The investment manager has limited ability to prevent or mitigate cybersecurity incidents affecting third party service providers, and such third party service providers may have limited indemnification obligations to the Fund or the investment manager. Cybersecurity incidents may result in financial losses to the Fund and its shareholders, and substantial costs may be incurred in an effort to prevent or mitigate future cybersecurity incidents. Issuers of securities in which the Fund invests are also subject to cybersecurity risks, and the value of these securities could decline if the issuers experience cybersecurity incidents.

Because technology is frequently changing, new ways to carry out cyber attacks are always developing. Therefore, there is a chance that some risks have not been identified or

FUND DETAILS

prepared for, or that an attack may not be detected, which puts limitations on the Fund's ability to plan for or respond to a cyber attack. Like other funds and business enterprises, the Fund, the investment manager, and their service providers are subject to the risk of cyber incidents occurring from time to time.

More detailed information about the Fund and its policies and risks can be found in the Fund's Statement of Additional Information (SAI).

A description of the Fund's policies and procedures regarding the release of portfolio holdings information is also available in the Fund's SAI. Portfolio holdings information can be viewed online at www.franklintempleton.com.

Management

Franklin Advisers, Inc. (Advisers), One Franklin Parkway, San Mateo, California 94403-1906, is the Fund's investment manager.

The Fund is managed by a team of dedicated professionals. The portfolio managers of the Fund are as follows:

Thomas A. Nelson, CFA Portfolio Manager of Advisers

Mr. Nelson has been a lead portfolio manager of the Fund since 2015. He joined Franklin Templeton in 2007.

Vaneet Chadha, CFA Portfolio Manager of Advisers

Mr. Chadha has been a portfolio manager of the volatility management strategy of the Fund since 2020. He joined Franklin Templeton in 2012.

Sundaram Chettiappan, CFA Portfolio Manager of Advisers

Mr. Chettiappan has been a portfolio manager of the U.S. smart beta strategy of the Fund since 2020. He joined Franklin Templeton in 2018.

Amritha Kasturirangan, CFA Portfolio Manager of Advisers

Ms. Kasturirangan has been a portfolio manager of the rising dividends strategy of the Fund since September 2024. She joined Franklin Templeton in 2009.

Matthew D. Quinlan Senior Vice President of Advisers

Mr. Quinlan has been a portfolio manager of the rising dividends strategy of the Fund since 2019. He joined Franklin Templeton in 2005.

Chandra Seethamraju, Ph.D. Portfolio Manager of Advisers

Dr. Seethamraju has been a portfolio manager of the U.S. smart beta strategy of the Fund since 2020. He joined Franklin Templeton in 2013.

Mr. Nelson has final authority over all aspects of the Fund's investment portfolio, including but not limited to the Fund's investment decisions relating to the allocation of assets of the Fund's core portfolio, its volatility management strategy, portfolio risk assessment, and the management of daily cash balances in accordance with anticipated investment

management requirements. Mr. Chadha has primary responsibility for the investments of the volatility management strategy of the Fund and has authority over all aspects of the volatility management strategy of the Fund's investment portfolio, including but not limited to, purchases and sales of individual securities and portfolio risk assessment. Mr. Quinlan and Ms. Kasturirangan have primary responsibilities for the investments of the rising dividends strategy of the Fund and have equal authority over all aspects of the rising dividends strategy of the Fund's investment portfolio, including but not limited to, purchases and sales of individual securities and portfolio risk assessment. Mr. Chettiappan and Dr. Seethamraju have primary responsibilities for the U.S. smart beta strategy of the Fund and have equal authority over all aspects of the U.S. smart beta strategy of the Fund's investment portfolio, including but not limited to, purchases and sales of individual securities and portfolio risk assessment. The degree to which each portfolio manager may perform these functions, and the nature of these functions, may change from time to time.

CFA® and Chartered Financial Analyst® are trademarks owned by CFA Institute.

The Fund's SAI provides additional information about portfolio manager compensation, other accounts that they manage and their ownership of Fund shares.

The Fund pays Advisers a fee for managing the Fund's assets.

Advisers has agreed to waive fees and/or reimburse operating expenses (excluding Rule 12b-1 fees, acquired fund fees and expenses, interest expense and certain non-routine expenses or costs, such as those relating to litigation, indemnification, reorganizations and liquidations) for the Fund so that the ratio of total annual fund operating expenses will not exceed 0.65% for each share class. Advisers has also agreed to reduce its fees to reflect reduced services resulting from the Fund's investments in Franklin Templeton affiliated funds. These arrangements are expected to continue until April 30, 2026. During the terms, the fee waiver and expense reimbursement agreements may not be terminated or amended without approval of the board of trustees except to add series or classes, to reflect the extension of termination dates or to lower the waiver and expense limitation.

For the fiscal year ended December 31, 2024, the Fund paid Advisers an effective management fee of 0.59% of the Fund's average net assets for investment management services.

A discussion regarding the basis for the board of trustees' approval of the Fund's investment management agreement is available in the Fund's report on Form N-CSR for the period ended June 30, 2024.

Manager of Managers Structure

The investment manager and the Trust have received an exemptive order from the SEC that allows the Fund to operate in a "manager of managers" structure whereby the

investment manager can appoint and replace both wholly-owned and unaffiliated sub-advisors, and enter into, amend and terminate sub-advisory agreements with such sub-advisors, each subject to board approval but without obtaining prior shareholder approval (Manager of Managers Structure). The Fund will, however, inform shareholders of the hiring of any new sub-advisor within 90 days after the hiring. The SEC exemptive order provides the Fund with greater flexibility and efficiency and alleviates the need for the Fund to incur the expense and delays associated with obtaining shareholder approval of such sub-advisory agreements.

The use of the Manager of Managers Structure with respect to the Fund is subject to certain conditions that are set forth in the SEC exemptive order. Under the Manager of Managers Structure, the investment manager has the ultimate responsibility, subject to oversight by the Fund's board of trustees, to oversee sub-advisors and recommend their hiring, termination and replacement. The investment manager will also, subject to the review and approval of the Fund's board of trustees: set the Fund's overall investment strategy; evaluate, select and recommend sub-advisors to manage all or a portion of the Fund's assets; and implement procedures reasonably designed to ensure that each sub-advisor complies with the Fund's investment goal, policies and restrictions. Subject to review by the Fund's board of trustees, the investment manager will allocate and, when appropriate, reallocate the Fund's assets among sub-advisors and monitor and evaluate the sub-advisors' performance.

FUND DETAILS

Financial Highlights

This table presents the financial performance of Fund shares for the past five years or since inception. The table shows certain information on a single Fund share basis (per share performance). It also shows some key Fund statistics, such as total return (past performance) and expense ratios. Total return represents the annual change in value of a share assuming reinvestment of dividends and capital gains. This information has been audited by PricewaterhouseCoopers LLP, an independent registered public accounting firm, whose report, along with the Fund's financial statements, are available on the Fund's website and are included in the Form N-CSR filed with the SEC covering the period ended December 31, 2024, which is available upon request.

Franklin VoISmart Allocation VIP Fund - Class 1

	Year Ended December 31,		
	2024	2023	2022 ^a
Per share operating performance (for a share outstanding throughout the year)			
Net asset value, beginning of year	\$12.41	\$12.13	\$13.60
Income from investment operations ^b :			
Net investment income ^{c,d}	0.24	0.25	0.17
Net realized and unrealized gains (losses)	1.21	1.13	(0.18)
Total from investment operations	1.45	1.38	(0.01)
Less distributions from:			
Net investment income	(0.28)	(0.26)	(0.25)
Net realized gains	(0.18)	(0.84)	(1.21)
Total distributions	(0.46)	(1.10)	(1.46)
Net asset value, end of year	\$13.40	\$12.41	\$12.13
Total return ^e	11.80%	11.78%	0.15%
Ratios to average net assets ^f			
Expenses before waiver and payments by affiliates ^g	0.89%	0.81%	0.81%
Expenses net of waiver and payments by affiliates ^g	0.65%	0.65% ^h	0.65% ^h
Net investment income	1.81%	2.06%	2.20%
Supplemental data			
Net assets, end of year (000's)	\$5	\$5	\$4
Portfolio turnover rate	34.51%	22.91%	37.75%

a. For the period May 20, 2022 (effective date) to December 31, 2022.

b. The amount shown for a share outstanding throughout the period may not correlate with the Statement of Operations in the annual reports in the annual report in the annual report for the period due to the timing of sales and repurchases of the Fund's shares in relation to income earned and/or fluctuating fair value of the investments of the Fund.

c. Based on average daily shares outstanding.

d. Recognition of net investment income by the Fund is affected by the timing of declaration of dividends by the Underlying Funds and exchange traded funds in which the Fund invests.

e. Total return does not include fees, charges or expenses imposed by the variable annuity and life insurance contracts for which Franklin Templeton Variable Insurance Products Trust serves as an underlying investment vehicle. Total return is not annualized for periods less than one year.

f. Ratios are annualized for periods less than one year.

g. Does not include expenses of the Underlying Funds in which the Fund invests. The weighted average indirect expenses of the Underlying Funds was 0.10% for the year ended December 31, 2024.

h. Benefit of expense reduction rounds to less than 0.01%.

Franklin VolSmart Allocation VIP Fund - Class 2

	Year Ended December 31,				
	2024	2023	2022	2021	2020
Per share operating performance (for a share outstanding throughout the year)					
Net asset value, beginning of year	\$12.47	\$12.19	\$15.57	\$14.55	\$12.60
Income from investment operations ^a :					
Net investment income ^{b,c}	0.22	0.25	0.23	0.26	0.24
Net realized and unrealized gains (losses)	1.22	1.13	(2.15)	2.19	1.86
Total from investment operations	1.44	1.38	(1.92)	2.45	2.10
Less distributions from:					
Net investment income	(0.28)	(0.26)	(0.25)	(0.64)	(0.15)
Net realized gains	(0.18)	(0.84)	(1.21)	(0.79)	—
Total distributions	(0.46)	(1.10)	(1.46)	(1.43)	(0.15)
Net asset value, end of year	\$13.45	\$12.47	\$12.19	\$15.57	\$14.55
Total return ^d	11.66%	11.72%	(12.13)%	17.62%	16.85%
Ratios to average net assets					
Expenses before waiver and payments by affiliates ^e	1.11%	0.85%	0.85%	0.88%	0.88%
Expenses net of waiver and payments by affiliates ^e	0.90%	0.65% ^f	0.65% ^f	0.65% ^f	0.65% ^f
Net investment income	1.68%	2.11%	1.71%	1.75%	1.85%
Supplemental data					
Net assets, end of year (000's)	\$167	\$111	\$33	\$48	\$45
Portfolio turnover rate	34.51%	22.91%	37.75%	41.28%	69.19%

a. The amount shown for a share outstanding throughout the period may not correlate with the Statement of Operations in the annual reports in the annual report in the annual report for the period due to the timing of sales and repurchases of the Fund's shares in relation to income earned and/or fluctuating fair value of the investments of the Fund.

b. Based on average daily shares outstanding.

c. Recognition of net investment income by the Fund is affected by the timing of declaration of dividends by the Underlying Funds and exchange traded funds in which the Fund invests.

d. Total return does not include fees, charges or expenses imposed by the variable annuity and life insurance contracts for which Franklin Templeton Variable Insurance Products Trust serves as an underlying investment vehicle.

e. Does not include expenses of the Underlying Funds in which the Fund invests. The weighted average indirect expenses of the Underlying Funds was 0.10% for the year ended December 31, 2024.

f. Benefit of expense reduction rounds to less than 0.01%.

FUND DETAILS

Franklin VolSmart Allocation VIP Fund - Class 5

	Year Ended December 31,				
	2024	2023	2022	2021	2020
Per share operating performance (for a share outstanding throughout the year)					
Net asset value, beginning of year	\$12.43	\$12.15	\$15.52	\$14.52	\$12.59
Income from investment operations ^a :					
Net investment income ^{b,c}	0.22	0.23	0.21	0.23	0.23
Net realized and unrealized gains (losses)	1.22	1.13	(2.14)	2.18	1.86
Total from investment operations	1.44	1.36	(1.93)	2.41	2.09
Less distributions from:					
Net investment income	(0.26)	(0.24)	(0.23)	(0.62)	(0.16)
Net realized gains	(0.18)	(0.84)	(1.21)	(0.79)	—
Total distributions	(0.44)	(1.08)	(1.44)	(1.41)	(0.16)
Net asset value, end of year	\$13.43	\$12.43	\$12.15	\$15.52	\$14.52
Total return ^d	11.68%	11.57%	(12.27)%	17.36%	16.78%
Ratios to average net assets					
Expenses before waiver and payments by affiliates ^e	1.01%	1.00%	1.00%	1.03%	1.03%
Expenses net of waiver and payments by affiliates ^e	0.80%	0.80% ^f	0.80% ^f	0.80% ^f	0.80% ^f
Net investment income	1.66%	1.89%	1.57%	1.57%	1.70%
Supplemental data					
Net assets, end of year (000's)	\$140,399	\$159,621	\$170,682	\$209,784	\$195,818
Portfolio turnover rate	34.51%	22.91%	37.75%	41.28%	69.19%

a. The amount shown for a share outstanding throughout the period may not correlate with the Statement of Operations in the annual reports in the annual report in the annual report for the period due to the timing of sales and repurchases of the Fund's shares in relation to income earned and/or fluctuating fair value of the investments of the Fund.

b. Based on average daily shares outstanding.

c. Recognition of net investment income by the Fund is affected by the timing of declaration of dividends by the Underlying Funds and exchange traded funds in which the Fund invests.

d. Total return does not include fees, charges or expenses imposed by the variable annuity and life insurance contracts for which Franklin Templeton Variable Insurance Products Trust serves as an underlying investment vehicle.

e. Does not include expenses of the Underlying Funds in which the Fund invests. The weighted average indirect expenses of the Underlying Funds was 0.10% for the year ended December 31, 2024.

f. Benefit of expense reduction rounds to less than 0.01%.

TEMPLETON DEVELOPING MARKETS VIP FUND

Investment Goal

The Fund's investment goal is long-term capital appreciation.

Principal Investment Policies and Practices

Under normal market conditions, the Fund invests at least 80% of its net assets in emerging market investments. Shareholders will be given at least 60 days' advance notice of any change to this 80% policy.

Developing market countries include those currently considered to be developing or emerging by the United Nations or the countries' authorities or by S&P Dow Jones, Morgan Stanley Capital International or Russell index providers. The Fund considers frontier markets to be a subset of developing markets and any investments in frontier markets will be counted toward the Fund's 80% investment policy. These countries typically are located in the Asia-Pacific region (including Hong Kong), Eastern Europe, Central and South America, the Middle East and Africa.

Emerging market or "developing market" equity securities and developing market countries are more fully described in the SAI.

The Fund is a "non-diversified" fund, which means it may invest a greater proportion of its assets in a single issuer compared to a diversified fund.

The Fund invests primarily in the equity securities (principally common and preferred stocks and American, Global and European Depositary Receipts) of developing market companies. For purposes of the Fund's investments, developing market companies are those:

- whose principal securities trading markets are in developing market countries; or
- that derive 50% or more of their total revenue or profit from either goods or services produced or sales made in developing market countries; or
- that have 50% or more of their assets in developing market countries; or
- that are linked to currencies of developing market countries; or
- that are organized under the laws of, or with principal offices in, developing market countries.

In addition to the Fund's main investments, the Fund may invest up to 20% of its net assets in the securities of issuers in developed market countries.

An equity security represents a proportionate share of the ownership of a company; its value is based on the success or failure of the company's business, any income paid to stockholders, the value of its assets and general market conditions. Common stocks, preferred stocks and depositary receipts are examples of equity securities. Certain investments in Chinese companies are made through a special structure known as a variable interest entity (VIE) that is designed to provide foreign investors with exposure to Chinese companies that operate in certain sectors in which China restricts or prohibits foreign investments.

The Fund's investments in equity securities may include investments in the securities of any capitalization, including in small and mid capitalization companies. The Fund also invests in American, Global, and European Depositary Receipts, which are certificates typically issued by a bank or trust company that give their holders the right to receive securities issued by a foreign or domestic corporation.

The Fund, from time to time, may have significant investments in one or more markets, such as China, Taiwan or South Korea, or in particular industries or sectors, such as the information technology, financial services, consumer discretionary and communications services sectors.

Portfolio Selection

When choosing equity investments for the Fund, the investment manager applies a fundamental, research-driven, long-term approach, focusing on companies with sustainable earnings power that are trading at a discount to intrinsic worth. In assessing individual investment opportunities, the investment manager considers a variety of factors, including a company's profit and loss outlook, balance sheet strength, cash flow trends and asset value in relation to the current price of the company's securities. The investment manager also focuses on incorporating environmental, social and governance (ESG) factors throughout the investment process, including the Fund's security-selection and portfolio construction process.

The Fund focuses on companies with appropriate and/or good management of material ESG issues, and in analyzing ESG factors, the investment manager conducts a materiality-based ESG assessment through both in-depth research and engagement with companies as appropriate to assess how a company's practices are aimed at improving or maintaining the ESG footprint of its operating model. The following provides examples of ESG elements that can be taken into consideration when assessing a company:

- Environmental considerations, which can include issues such as resource efficiency, carbon emissions management, waste prevention and recycling and pollution prevention and control.

FUND DETAILS

- Social considerations, which can include issues such as labor standards, fair wages, diversity and gender balance, health and safety practices and product safety.
- Governance considerations, which can include issues such as appropriate accounting practices, alignment of interests, board effectiveness, capital allocation, shareholder rights and quality of disclosures.

In addition, the investment manager assesses the potential for improvement through the Fund's engagement as an active owner. These are targeted engagements with specific goals and objectives based on scope for improvement. The investment manager seeks companies that are good or improving stewards aligned with shareholder interest and the investment manager's governance assessment includes regular dialogue with companies, monitoring material ESG issues and voting proxies.

The Fund also applies specific ESG exclusions, including companies which, according to the investment manager's analysis:

- repeatedly and/or seriously violate the United Nations Global Compact Principles;
- manufacture nuclear or controversial weapons defined as anti-personnel mines, biological & chemical weaponry, depleted uranium and cluster munitions or those that manufacture components intended for use in such weapons (companies that derive more than 5% revenue from any other weapons are also be excluded);
- derive more than 25% of their revenue from thermal coal extraction; or
- manufacture tobacco or tobacco products.

The investment manager may consider selling an equity security when it believes the security has become overvalued due to either its price appreciation or changes in the company's fundamentals, when there is significant deterioration of its ESG factors, or when the investment manager believes another security is a more attractive investment opportunity.

Consideration of ESG factors and risks is not the only component of the investment manager's assessment of issuers eligible for investment. The weight given to ESG factors may vary across types of investments, industries, regions and issuers and may change over time. In certain circumstances, there may be times when not every investment is assessed for ESG factors and, when they are, not every ESG factor may be identified or evaluated.

Exclusion of Investment Manager from Commodity Pool Operator Definition

With respect to the Fund, the investment manager has claimed an exclusion from the definition of "commodity pool operator" (CPO) under the Commodity Exchange Act (CEA) and the rules of the Commodity Futures Trading Commission (CFTC) and, therefore, is not subject to CFTC registration or regulation as a CPO. In addition, with respect

to the Fund, the investment manager is relying upon a related exclusion from the definition of "commodity trading advisor" (CTA) under the CEA and the rules of the CFTC.

The terms of the CPO exclusion require the Fund, among other things, to adhere to certain limits on its investments in commodity futures, commodity options and swaps, which in turn include non-deliverable currency forward contracts, as further described in the Fund's Statement of Additional Information (SAI). Because the investment manager and the Fund intend to comply with the terms of the CPO exclusion, the Fund may, in the future, need to adjust its investment strategies, consistent with its investment goal, to limit its investments in these types of instruments. The Fund is not intended as a vehicle for trading in the commodity futures, commodity options, or swaps markets. The CFTC has neither reviewed nor approved the investment manager's reliance on these exclusions, or the Fund, its investment strategies or this prospectus.

Temporary Investments

When the investment manager believes market or economic conditions are unfavorable for investors, the investment manager may invest up to 100% of the Fund's assets in a temporary defensive manner by holding all or a substantial portion of its assets in U.S. or non-U.S. currency denominated short-term or medium-term (generally less than 5 years for this Fund) investments. Temporary defensive investments generally may include money market securities, including shares of money market funds managed by affiliates of the investment manager, and exchange-traded funds, U.S. and foreign government securities, high grade commercial paper, bank obligations, and repurchase agreements denominated in the currency of any nation. The investment manager also may invest in these types of securities or hold cash while looking for suitable investment opportunities or to maintain liquidity. In these circumstances, the Fund may be unable to achieve its investment goal.

Principal Risks

Market: The market values of securities or other investments owned by the Fund will go up or down, sometimes rapidly or unpredictably. The Fund's investments may decline in value due to factors affecting individual issuers (such as the results of supply and demand), or sectors within the securities markets. The value of a security or other investment also may go up or down due to general market conditions that are not specifically related to a particular issuer, such as real or perceived adverse economic conditions, changes in interest rates or exchange rates, or adverse investor sentiment generally. Furthermore, events involving limited liquidity, defaults, non-performance or other adverse developments that affect one industry, such as the financial services industry, or concerns or rumors about any events of these kinds, have in the past and may in the future lead to market-wide liquidity problems, may spread to other industries, and could negatively affect the

value and liquidity of the Fund's investments. In addition, unexpected events and their aftermaths, such as the spread of diseases; natural, environmental or man-made disasters; financial, political or social disruptions; terrorism and war; and other tragedies or catastrophes, can cause investor fear and panic, which can adversely affect the economies of many companies, sectors, nations, regions and the market in general, in ways that cannot necessarily be foreseen. During a general downturn in the securities markets, multiple asset classes may decline in value. When markets perform well, there can be no assurance that securities or other investments held by the Fund will participate in or otherwise benefit from the advance.

The long-term impact of the COVID-19 pandemic and its subsequent variants on economies, markets, industries and individual issuers is not known. The U.S. government and the Federal Reserve, as well as certain foreign governments and central banks, took extraordinary actions to support local and global economies and the financial markets in response to the COVID-19 pandemic. This and other government intervention into the economy and financial markets have resulted in a large expansion of government deficits and debt, the long-term consequences of which are not known.

The United States and various countries are currently involved in disputes over trade and other matters, which may result in tariffs, investment restrictions and other adverse impacts on affected companies and securities. Trade disputes may adversely affect the economies of the United States and its trading partners, as well as companies directly or indirectly affected and financial markets generally. For example, the United States has imposed tariffs and other trade barriers on Chinese exports, has restricted sales of certain categories of goods to China, and has established barriers to investments in China. The United States government has prohibited U.S. persons from investing in Chinese companies designated as related to the Chinese military. These and possible future restrictions could limit the Fund's opportunities for investment and require the sale of securities at a loss or make them illiquid. Moreover, the Chinese government is involved in a longstanding dispute with Taiwan that has included threats of invasion. If the political climate between the United States and China does not improve or continues to deteriorate, if China were to attempt unification of Taiwan by force, or if other geopolitical conflicts develop or get worse, economies, markets and individual securities may be severely affected both regionally and globally, and the value of the Fund's assets may go down.

Stock prices tend to go up and down more dramatically than those of debt securities. A slower-growth or recessionary economic environment could have an adverse effect on the prices of the various stocks held by the Fund.

Foreign Securities (non-U.S.): Investing in foreign securities typically involves more risks than investing in U.S. securities, including risks related to currency exchange rates and policies, country or government specific issues, less

favorable trading practices or regulation and greater price volatility. Certain of these risks also may apply to securities of U.S. companies with significant foreign operations.

China and Taiwan companies: There are special risks associated with investments in China, including expropriation, confiscatory taxation, nationalization and exchange control regulations (including currency blockage). Heightened geopolitical risks and adverse Government policies can have an impact on Chinese companies. In addition, investments in Taiwan and Hong Kong (Greater China) could be adversely affected by their political and economic relationship with China. Chinese companies with securities listed on U.S. securities exchanges, including those that utilize VIE structures, may be delisted if they do not meet U.S. accounting standards and auditor oversight requirements, which could significantly decrease the liquidity and value of such investments. In addition, the standards for environmental, social and corporate governance matters in Greater China tend to be lower than such standards in more developed economies. There may be significant obstacles to obtaining information necessary for investigations into or litigation against companies located in or operating in China and shareholders may have limited legal remedies.

Certain investments in Chinese companies are made through a special structure known as a VIE. In a VIE structure, foreign investors, such as the Fund, will only own stock in a shell company rather than directly in the VIE, which must be owned by Chinese nationals (and/or Chinese companies) to obtain the licenses and/or assets required to operate in a restricted or prohibited sector in China. The value of the shell company is derived from its ability to consolidate the VIE into its financials pursuant to contractual arrangements that allow the shell company to exert a degree of control over, and obtain economic benefits arising from, the VIE without formal legal ownership. While VIEs are a longstanding industry practice and are well known by Chinese officials and regulators, the structure historically has not been formally recognized under Chinese law and it is uncertain whether Chinese officials or regulators will withdraw their implicit acceptance of the structure. It is also uncertain whether the contractual arrangements, which may be subject to conflicts of interest between the legal owners of the VIE and foreign investors, would be enforced by Chinese courts or arbitration bodies. Prohibitions of these structures by the Chinese government, or the inability to enforce such contracts, from which the shell company derives its value, would likely cause the VIE-structured holding(s) to suffer significant, detrimental, and possibly permanent losses, and in turn, adversely affect the Fund's returns and net asset value.

South Korean securities: Investments in securities of South Korean issuers involve risks that are specific to South Korea, including certain legal, regulatory, political, economic, currency and security risks. Substantial political tensions exist between North Korea and South Korea and recently these political tensions have escalated. The outbreak of hostilities between the two nations, or even the threat of an outbreak of hostilities, will likely adversely impact the South

FUND DETAILS

Korean economy. South Korea's main industries include electronics, automobile production, chemicals, shipbuilding, steel, textiles, clothing, footwear, and food processing, and the South Korean economy is heavily reliant on trading exports. Conditions that weaken demand for such products, and disruptions or decreases in trade activity could lead to declines in economic growth.

Currency exchange rates: Foreign securities may be issued and traded in foreign currencies. As a result, their market values in U.S. dollars may be affected by changes in exchange rates between such foreign currencies and the U.S. dollar, as well as between currencies of countries other than the U.S. For example, if the value of the U.S. dollar goes up compared to a foreign currency, an investment traded in that foreign currency will go down in value because it will be worth fewer U.S. dollars. The Fund accrues additional expenses when engaging in currency exchange transactions, and valuation of the Fund's foreign securities may be subject to greater risk because both the currency (relative to the U.S. dollar) and the security must be considered.

Political and economic developments: The political, economic and social policies or structures of some foreign countries may be less stable and more volatile than those in the United States. Investments in these countries may be subject to greater risks of internal and external conflicts, expropriation, nationalization of assets, foreign exchange controls (such as suspension of the ability to transfer currency from a given country), restrictions on removal of assets, political or social instability, military action or unrest, diplomatic developments, currency devaluations, foreign ownership limitations, and substantial, punitive or confiscatory tax increases. It is possible that a government may take over the assets or operations of a company or impose restrictions on the exchange or export of currency or other assets. Some countries also may have different legal systems that may make it difficult or expensive for the Fund to vote proxies, exercise shareholder rights, and pursue legal remedies with respect to its foreign investments. Diplomatic and political developments could affect the economies, industries, and securities and currency markets of the countries in which the Fund is invested. These developments include rapid and adverse political changes; social instability; regional conflicts; sanctions imposed by the United States, other nations or other governmental entities, including supranational entities; terrorism; and war. In addition, such developments could contribute to the devaluation of a country's currency, a downgrade in the credit ratings of issuers in such country, or a decline in the value and liquidity of securities of issuers in that country. An imposition of sanctions upon, or other government actions impacting, certain issuers in a country could result in (i) an immediate freeze of that issuer's securities, impairing the ability of the Fund to buy, sell, receive or deliver those securities or (ii) other limitations on the Fund's ability to invest or hold such securities. These factors would affect the value of the Fund's investments and are extremely difficult, if

not impossible, to predict and take into account with respect to the Fund's investments.

Trade disputes: The economies of foreign countries dependent on large export sectors may be adversely affected by trade disputes with key trading partners and escalating tariffs imposed on goods and services produced by such countries. A national economic slowdown in the export sector may also affect companies that are not heavily dependent on exports. To the extent a country engages in retaliatory tariffs, a company that relies on imported parts to produce its own goods may experience increased costs of production or reduced profitability, which may affect consumers, investors and the domestic economy. Trade disputes and retaliatory actions may include embargoes and other trade limitations, which may trigger a significant reduction in international trade and impact the global economy. Trade disputes may also lead to increased currency exchange rate volatility, which can adversely affect the prices of Fund securities valued in U.S. dollars. The potential threat of trade disputes may also negatively affect investor confidence in the markets generally and investment growth.

Trading practices: Brokerage commissions, withholding taxes, custodial fees, and other fees generally are higher in foreign markets. The policies and procedures followed by foreign stock exchanges, currency markets, trading systems and brokers may differ from those applicable in the United States, with possibly negative consequences to the Fund. The procedures and rules governing foreign trading, settlement and custody (holding of the Fund's assets) also may result in losses or delays in payment, delivery or recovery of money or other property. Foreign government supervision and regulation of foreign securities and currency markets and trading systems may be less than or different from government supervision in the United States, and may increase the Fund's regulatory and compliance burden and/or decrease the Fund's investor rights and protections.

Availability of information: Foreign issuers may not be subject to the same disclosure, accounting, auditing and financial reporting standards and practices as U.S. issuers. Thus, there may be less information publicly available about foreign issuers than about most U.S. issuers. In addition, information provided by foreign issuers may be less timely or less reliable than information provided by U.S. issuers.

Limited markets: Certain foreign securities may be less liquid (harder to sell) and their prices may be more volatile than many U.S. securities. Illiquidity tends to be greater, and valuation of the Fund's foreign securities may be more difficult, due to the infrequent trading and/or delayed reporting of quotes and sales.

Regional: Adverse conditions in a certain region or country can adversely affect securities of issuers in other countries whose economies appear to be unrelated. To the extent that the Fund invests a significant portion of its assets in a specific geographic region or a particular country, the Fund will generally have more exposure to the risks affecting that specific geographic region or country. In the event of

economic or political turmoil or a deterioration of diplomatic relations in a region or country where a substantial portion of the Fund's assets are invested, the Fund may experience substantial illiquidity or reduction in the value of the Fund's investments.

Developing market countries: The Fund's investments in securities of issuers in developing market countries are subject to all of the risks of foreign investing generally, and have additional heightened risks due to a lack of established legal, political, business and social frameworks to support securities markets. Some of the additional significant risks include:

- less social, political and economic stability;
- a higher possibility of the devaluation of a country's currency, a downgrade in the credit ratings of issuers in such country, or a decline in the value and liquidity of securities of issuers in that country if the United States, other nations or other governmental entities (including supranational entities) impose sanctions on issuers that limit or restrict foreign investment, the movement of assets or other economic activity in the country due to political, military or regional conflicts or due to terrorism or war;
- smaller securities markets with low or non-existent trading volume and greater illiquidity and price volatility;
- more restrictive national policies on foreign investment, including restrictions on investment in issuers or industries deemed sensitive to national interests;
- less transparent and established taxation policies;
- less developed regulatory or legal structures governing private and foreign investment or allowing for judicial redress for injury to private property, such as bankruptcy;
- less familiarity with a capital market structure or market-oriented economy and more widespread corruption and fraud;
- less financial sophistication, creditworthiness and/or resources possessed by, and less government regulation of, the financial institutions and issuers with which the Fund transacts;
- less government supervision and regulation of business and industry practices, stock exchanges, brokers and listed companies than in the U.S.;
- greater concentration in a few industries resulting in greater vulnerability to regional and global trade conditions;
- higher rates of inflation and more rapid and extreme fluctuations in inflation rates;
- greater sensitivity to interest rate changes;
- increased volatility in currency exchange rates and potential for currency devaluations and/or currency controls;
- greater debt burdens relative to the size of the economy;

- more delays in settling portfolio transactions and heightened risk of loss from share registration and custody practices; and
- less assurance that when favorable economic developments occur, they will not be slowed or reversed by unanticipated economic, political or social events in such countries.

Because of the above factors, the Fund's investments in developing market countries may be subject to greater price volatility and illiquidity than investments in developed markets.

The definition of developing market countries or companies as used in this prospectus may differ from the definition of the same terms as used in other Franklin Templeton fund prospectuses.

Frontier market countries: Frontier market countries, which are a subset of developing market countries, generally have smaller economies and even less developed capital markets than traditional developing markets, and, as a result, the risks of investing in developing market countries are magnified in frontier market countries. The magnification of risks are the result of: potential for extreme price volatility and illiquidity in frontier markets; government ownership or control of parts of private sector and of certain companies; trade barriers, exchange controls, managed adjustments in relative currency values and other protectionist measures imposed or negotiated by the countries with which frontier market countries trade; and the relatively new and unsettled securities laws in many frontier market countries.

Focus: To the extent that the Fund focuses on particular countries, regions, industries, sectors or types of investments from time to time, the Fund may be subject to greater risks of adverse developments in such areas of focus than a fund that invests in a wider variety of countries, regions, industries, sectors or investments.

Information technology companies: Companies operating within information technology related industries may be affected by worldwide technological developments, the success of their products and services (which may be outdated quickly), anticipated products or services that are delayed or cancelled, and investor perception of the company and/or its products or services. These companies typically face intense competition and potentially rapid product obsolescence. They may also have limited product lines, markets, financial resources or personnel. Technology companies are also heavily dependent on intellectual property rights and may be adversely affected by loss or impairment of those rights. There can be no assurance these companies will be able to successfully protect their intellectual property to prevent the misappropriation of their technology, or that competitors will not develop technology that is substantially similar or superior to such companies' technology. These companies typically engage in significant amounts of spending on research and development, and there is no guarantee that the products or services produced by these companies will be successful. Technology

FUND DETAILS

companies are also potential targets for cyberattacks, which can have a materially adverse impact on the performance of these companies. The customers and/or suppliers of technology companies may be concentrated in a particular country, region or industry. Any adverse event affecting one of these countries, regions or industries could have a negative impact on these companies.

Financial services companies: Financial services companies are subject to extensive government regulation that may affect their profitability in many ways, including by limiting the amount and types of loans and other commitments they can make, and the interest rates and fees they can charge. A financial services company's profitability, and therefore its stock prices, is especially sensitive to interest rate changes as well as the ability of borrowers to repay their loans. Changing regulations, continuing consolidations, and development of new products and structures all are likely to have a significant impact on financial services companies.

Consumer discretionary companies: Companies in the consumer discretionary sector could be affected by, among other things, overall economic conditions, interest rates, consumer confidence, and disposable income.

Communication services companies: The value of the securities of communication services companies are particularly vulnerable to rapid advancements in technology, the innovation of competitors, rapid product obsolescence, and government regulation and competition, both domestically and internationally. Additionally, fluctuating domestic and international demand, shifting demographics and often unpredictable changes in consumer tastes can drastically affect a communication services company's profitability. While all companies may be susceptible to network security breaches, certain companies in the communication services sector may be particular targets of hacking and potential theft of proprietary or consumer information or disruptions in service, which could have a material adverse effect on their businesses.

Small and Mid Capitalization Companies: While small and mid capitalization companies may offer substantial opportunities for capital growth, they also may involve more risks than larger companies. Historically, securities issued by small and mid capitalization companies have been more volatile in price than securities that are issued by larger companies, especially over the short term. Among the reasons for the greater price volatility are the less certain growth prospects of small and mid capitalization companies, the lower degree of liquidity in the markets for such securities, and the greater sensitivity of small and mid capitalization companies to changing economic conditions.

In addition, small and mid capitalization companies may lack depth of management, be unable to generate funds necessary for growth or development, have limited product lines or be developing or marketing new products or services for which markets are not yet established and may never become established. Small and mid capitalization companies may be particularly affected by interest rate

increases, as they may find it more difficult to borrow money to continue or expand operations, or may have difficulty in repaying loans, particularly those with floating interest rates.

Non-Diversification: A "non-diversified" fund generally invests a greater portion of its assets in the securities of one or more issuers and invests overall in a smaller number of issuers than a diversified fund. The Fund may be more sensitive to a single economic, business, political, regulatory or other occurrence than a more diversified fund might be, which may negatively impact the Fund's performance and result in greater fluctuation in the value of the Fund's shares and a greater risk of loss.

Value Style Investing: Value stock prices are considered "cheap" relative to the company's perceived value and are often out of favor with other investors. The investment manager may invest in such stocks if it believes the market may have overreacted to adverse developments or failed to appreciate positive changes. However, if other investors fail to recognize the company's value (and do not become buyers, or if they become sellers or favor investing in faster growing companies), value stocks may not increase in value as anticipated by the investment manager and may even decline in value.

Depository Receipts: Depository receipts are subject to many of the risks of the underlying security. For some depository receipts, the custodian or similar financial institution that holds the issuer's shares in a trust account is located in the issuer's home country. The Fund could be exposed to the credit risk of the custodian or financial institution, and in cases where the issuer's home country does not have developed financial markets, greater market risk. In addition, the depository institution may not have physical custody of the underlying securities at all times and may charge fees for various services, including forwarding dividends and interest and corporate actions. The Fund would be expected to pay a share of the additional fees, which it would not pay if investing directly in the foreign securities. The Fund may experience delays in receiving its dividend and interest payments or exercising rights as a shareholder. There may be an increased possibility of untimely responses to certain corporate actions of the issuer in an unsponsored depository receipt program. Accordingly, there may be less information available regarding issuers of securities underlying unsponsored programs and there may not be a correlation between this information and the market value of the depository receipts.

Liquidity: Liquidity risk exists when the markets for particular securities or types of securities or other investments are or become relatively illiquid so that the Fund is unable, or it becomes more difficult for the Fund, to sell the security or other investment at the price at which the Fund has valued the security. Illiquidity may result from political, economic or issuer specific events; supply/demand imbalances; changes in a specific market's size or structure, including the number of participants; or overall market disruptions. Securities or other investments with reduced liquidity or that become illiquid may involve greater risk than

securities with more liquid markets. Market prices or quotations for illiquid securities may be volatile, and there may be large spreads between bid and ask prices. Reduced liquidity may have an adverse impact on market price and the Fund's ability to sell particular securities when necessary to meet the Fund's liquidity needs, which may arise or increase in response to a specific economic event or because the investment manager wishes to purchase particular investments or believes that a higher level of liquidity would be advantageous. An investment may become illiquid if the Fund and its affiliates receive material non-public information about the issuer or the investment. To the extent that the Fund and its affiliates hold a significant portion of an issuer's outstanding securities, the Fund may be subject to greater liquidity risk than if the issuer's securities were more widely held.

Management: The Fund is actively managed and could experience losses (realized and unrealized) if the investment manager's judgment about markets, interest rates or the attractiveness, relative values, liquidity, or potential appreciation of particular investments made for the Fund's portfolio prove to be incorrect. The Fund could also experience losses if there are imperfections, errors or limitations in the models, tools, and data used by the investment manager or if the investment manager's techniques or investment decisions do not produce the desired results. Additionally, legislative, regulatory, or tax developments may affect the investment techniques available to the investment manager in connection with managing the Fund and may also adversely affect the ability of the Fund to achieve its investment goal.

ESG Considerations: ESG considerations are one of a number of factors that the investment manager examines when considering investments for the Fund's portfolio. In light of this, the issuers in which the Fund invests may not be considered ESG-focused issuers and may have lower or adverse ESG assessments. Consideration of ESG factors may affect the Fund's exposure to certain issuers or industries and may not work as intended. In addition, ESG considerations assessed as part of the Fund's investment process may vary across types of eligible investments and issuers. In certain circumstances, there may be times when not every investment is assessed for ESG factors and, when they are, not every ESG factor may be identified or evaluated. The investment manager's assessment of an issuer's ESG factors is subjective and will likely differ from that of investors, third party service providers (e.g., ratings providers) and other funds. As a result, securities selected by the investment manager may not reflect the beliefs and values of any particular investor. The investment manager also may be dependent on the availability of timely, complete and accurate ESG data reported by issuers and/or third-party research providers, the timeliness, completeness and accuracy of which is out of the investment manager's control. ESG factors are often not uniformly measured or defined, which could impact the investment manager's ability to assess an issuer. While the investment manager views ESG considerations as having the potential to contribute to

the Fund's long-term performance, there is no guarantee that such results will be achieved.

Cybersecurity: Cybersecurity incidents, both intentional and unintentional, may allow an unauthorized party to gain access to Fund assets, Fund or customer data (including private shareholder information), or proprietary information, cause the Fund, the investment manager, and/or their service providers (including, but not limited to, Fund accountants, custodians, sub-custodians, transfer agents and financial intermediaries) to suffer data breaches, data corruption or loss of operational functionality or prevent Fund investors from purchasing, redeeming or exchanging shares or receiving distributions. The investment manager has limited ability to prevent or mitigate cybersecurity incidents affecting third party service providers, and such third party service providers may have limited indemnification obligations to the Fund or the investment manager. Cybersecurity incidents may result in financial losses to the Fund and its shareholders, and substantial costs may be incurred in an effort to prevent or mitigate future cybersecurity incidents. Issuers of securities in which the Fund invests are also subject to cybersecurity risks, and the value of these securities could decline if the issuers experience cybersecurity incidents.

Because technology is frequently changing, new ways to carry out cyber attacks are always developing. Therefore, there is a chance that some risks have not been identified or prepared for, or that an attack may not be detected, which puts limitations on the Fund's ability to plan for or respond to a cyber attack. Like other funds and business enterprises, the Fund, the investment manager, and their service providers are subject to the risk of cyber incidents occurring from time to time.

More detailed information about the Fund and its policies and risks can be found in the Fund's Statement of Additional Information (SAI).

A description of the Fund's policies and procedures regarding the release of portfolio holdings information is also available in the Fund's SAI. Portfolio holdings information can be viewed online at www.franklintempleton.com.

Management

Templeton Asset Management Ltd. (Asset Management), 7 Temasek Boulevard, Suntec Tower One, #38-3, Singapore 038987, is the Fund's investment manager. Asset Management has a branch office in Hong Kong. Asset Management is an indirect subsidiary of Franklin Resources, Inc. (Resources).

Under a separate agreement with Asset Management, Franklin Templeton Investment Management Limited (FTIML), Cannon Place, 78 Cannon Street, London, EC4N 6HL, England serves as the Fund's sub-advisor. The sub-advisor provides Asset Management with investment management advice (which may include research and analysis services). FTIML is an indirect subsidiary of

FUND DETAILS

Resources. For purposes of the Fund's investment strategies, techniques and risks, the term "investment manager" includes the sub-advisor.

The Fund is managed by a team of dedicated professionals focused on investments in developing and emerging markets. The portfolio managers of the Fund are as follows:

Chetan Sehgal, CFA Director of Portfolio Management, Portfolio Manager of Asset Management

Mr. Sehgal has been a portfolio manager of the Fund since 2017. He joined Franklin Templeton in 1995.

Andrew Ness, ASIP Portfolio Manager of FTIML

Mr. Ness has been a portfolio manager of the Fund since 2020. He joined Franklin Templeton in 2018.

As co-lead portfolio managers of the Fund Messrs. Sehgal and Ness are jointly and primarily responsible for the day-to-day management of the Fund's portfolio. They have equal authority over all aspects of the Fund's investment portfolio, including, but not limited to, the implementation of the Fund's asset allocation strategy, purchases and sales of individual securities, portfolio risk assessment, and the management of daily cash balances in accordance with anticipated investment management requirements. The degree to which each portfolio manager may perform these functions, and the nature of these functions, may change from time to time.

CFA® and Chartered Financial Analyst® are trademarks owned by CFA Institute.

The Fund's SAI provides additional information about portfolio manager compensation, other accounts that they manage and their ownership of Fund shares.

The Fund pays Asset Management a fee for managing the Fund's assets.

Asset Management has agreed to reduce its fees to reflect reduced services resulting from the Fund's investments in Franklin Templeton affiliated funds.

For the fiscal year ended December 31, 2024, the Fund paid Asset Management an effective management fee of 1.04% of the Fund's average net assets for investment management services.

A discussion regarding the basis for the board of trustees' approval of the Fund's investment management agreement is available in the Fund's report on Form N-CSR for the period ended June 30, 2024.

Manager of Managers Structure

The investment manager and the Trust have received an exemptive order from the SEC that allows the Fund to operate in a "manager of managers" structure whereby the investment manager can appoint and replace both wholly-owned and unaffiliated sub-advisors, and enter into, amend and terminate sub-advisory agreements with such sub-advisors, each subject to board approval but without obtaining prior shareholder approval (Manager of Managers Structure). The Fund will, however, inform shareholders of the hiring of any new sub-advisor within 90 days after the hiring. The SEC exemptive order provides the Fund with

greater flexibility and efficiency and alleviates the need for the Fund to incur the expense and delays associated with obtaining shareholder approval of such sub-advisory agreements.

The use of the Manager of Managers Structure with respect to the Fund is subject to certain conditions that are set forth in the SEC exemptive order. Under the Manager of Managers Structure, the investment manager has the ultimate responsibility, subject to oversight by the Fund's board of trustees, to oversee sub-advisors and recommend their hiring, termination and replacement. The investment manager will also, subject to the review and approval of the Fund's board of trustees: set the Fund's overall investment strategy; evaluate, select and recommend sub-advisors to manage all or a portion of the Fund's assets; and implement procedures reasonably designed to ensure that each sub-advisor complies with the Fund's investment goal, policies and restrictions. Subject to review by the Fund's board of trustees, the investment manager will allocate and, when appropriate, reallocate the Fund's assets among sub-advisors and monitor and evaluate the sub-advisors' performance.

Financial Highlights

This table presents the financial performance of Fund shares for the past five years or since inception. The table shows certain information on a single Fund share basis (per share performance). It also shows some key Fund statistics, such as total return (past performance) and expense ratios. Total return represents the annual change in value of a share assuming reinvestment of dividends and capital gains. This information has been audited by PricewaterhouseCoopers LLP, an independent registered public accounting firm, whose report, along with the Fund's financial statements, are available on the Fund's website and are included in the Form N-CSR filed with the SEC covering the period ended December 31, 2024, which is available upon request.

FUND DETAILS

Templeton Developing Markets VIP Fund - Class 1

	Year Ended December 31,				
	2024	2023	2022	2021	2020
Per share operating performance (for a share outstanding throughout the year)					
Net asset value, beginning of year	\$8.30	\$7.53	\$10.76	\$11.73	\$10.80
Income from investment operations ^a :					
Net investment income ^b	0.17	0.21 ^c	0.20	0.10	0.07
Net realized and unrealized gains (losses)	0.49	0.76	(2.52)	(0.70)	1.57
Total from investment operations	0.66	0.97	(2.32)	(0.60)	1.64
Less distributions from:					
Net investment income	(0.36)	(0.19)	(0.26)	(0.13)	(0.45)
Net realized gains	(0.07)	(0.01)	(0.65)	(0.24)	(0.26)
Total distributions	(0.43)	(0.20)	(0.91)	(0.37)	(0.71)
Net asset value, end of year	\$8.53	\$8.30	\$7.53	\$10.76	\$11.73
Total return ^d	7.98%	12.77%	(21.70)%	(5.51)%	17.39%
Ratios to average net assets					
Expenses before waiver and payments by affiliates	1.11%	1.10%	1.06%	1.19%	1.19%
Expenses net of waiver and payments by affiliates	1.10%	1.09%	1.05%	1.19% ^e	1.19% ^e
Net investment income	2.02%	2.62% ^c	2.39%	0.82%	0.73%
Supplemental data					
Net assets, end of year (000's)	\$74,317	\$71,691	\$66,115	\$83,269	\$89,165
Portfolio turnover rate	18.66%	25.99%	27.39%	19.35%	11.60%

a. The amount shown for a share outstanding throughout the period may not correlate with the Statement of Operations in the annual report for the period due to the timing of sales and repurchases of the Fund's shares in relation to income earned and/or fluctuating fair value of the investments of the Fund.

b. Based on average daily shares outstanding.

c. Net investment income per share includes approximately \$0.06 per share related to income received in the form of special dividends in connection with certain Fund holdings. Excluding this amount, the ratio of net investment income to average net assets would have been 1.91%.

d. Total return does not include fees, charges or expenses imposed by the variable annuity and life insurance contracts for which Franklin Templeton Variable Insurance Products Trust serves as an underlying investment vehicle. Total return is not annualized for periods less than one year.

e. Benefit of waiver and payments by affiliates rounds to less than 0.01%.

Templeton Developing Markets VIP Fund - Class 2

	Year Ended December 31,				
	2024	2023	2022	2021	2020
Per share operating performance (for a share outstanding throughout the year)					
Net asset value, beginning of year	\$8.23	\$7.46	\$10.67	\$11.64	\$10.71
Income from investment operations ^a :					
Net investment income ^b	0.15	0.19 ^c	0.17	0.07	0.05
Net realized and unrealized gains (losses)	0.48	0.76	(2.50)	(0.69)	1.56
Total from investment operations	0.63	0.95	(2.33)	(0.62)	1.61
Less distributions from:					
Net investment income	(0.34)	(0.17)	(0.23)	(0.11)	(0.42)
Net realized gains	(0.07)	(0.01)	(0.65)	(0.24)	(0.26)
Total distributions	(0.41)	(0.18)	(0.88)	(0.35)	(0.68)
Net asset value, end of year	\$8.45	\$8.23	\$7.46	\$10.67	\$11.64
Total return ^d	7.67%	12.62%	(21.98)%	(5.74)%	17.18%
Ratios to average net assets					
Expenses before waiver and payments by affiliates	1.36%	1.35%	1.31%	1.44%	1.45%
Expenses net of waiver and payments by affiliates	1.35%	1.34%	1.30%	1.44% ^e	1.44%
Net investment income	1.78%	2.38% ^c	2.13%	0.57%	0.49%
Supplemental data					
Net assets, end of year (000's)	\$177,743	\$179,472	\$164,648	\$215,977	\$241,104
Portfolio turnover rate	18.66%	25.99%	27.39%	19.35%	11.60%

a. The amount shown for a share outstanding throughout the period may not correlate with the Statement of Operations in the annual report for the period due to the timing of sales and repurchases of the Fund's shares in relation to income earned and/or fluctuating fair value of the investments of the Fund.

b. Based on average daily shares outstanding.

c. Net investment income per share includes approximately \$0.06 per share related to income received in the form of special dividends in connection with certain Fund holdings. Excluding this amount, the ratio of net investment income to average net assets would have been 1.67%.

d. Total return does not include fees, charges or expenses imposed by the variable annuity and life insurance contracts for which Franklin Templeton Variable Insurance Products Trust serves as an underlying investment vehicle. Total return is not annualized for periods less than one year.

e. Benefit of waiver and payments by affiliates rounds to less than 0.01%.

FUND DETAILS

Templeton Developing Markets VIP Fund - Class 4

	Year Ended December 31,				
	2024	2023	2022	2021	2020
Per share operating performance (for a share outstanding throughout the year)					
Net asset value, beginning of year	\$8.30	\$7.53	\$10.73	\$11.71	\$10.77
Income from investment operations ^a :					
Net investment income ^b	0.14	0.18 ^c	0.17	0.05	0.04
Net realized and unrealized gains (losses)	0.48	0.76	(2.51)	(0.70)	1.57
Total from investment operations	0.62	0.94	(2.34)	(0.65)	1.61
Less distributions from:					
Net investment income	(0.33)	(0.16)	(0.21)	(0.09)	(0.41)
Net realized gains	(0.07)	(0.01)	(0.65)	(0.24)	(0.26)
Total distributions	(0.40)	(0.17)	(0.86)	(0.33)	(0.67)
Net asset value, end of year	\$8.52	\$8.30	\$7.53	\$10.73	\$11.71
Total return ^d	7.51%	12.54%	(22.00)%	(5.90)%	17.05%
Ratios to average net assets					
Expenses before waiver and payments by affiliates	1.46%	1.45%	1.41%	1.54%	1.54%
Expenses net of waiver and payments by affiliates	1.45%	1.44%	1.40%	1.54% ^e	1.54% ^e
Net investment income	1.68%	2.26% ^c	2.01%	0.46%	0.44%
Supplemental data					
Net assets, end of year (000's)	\$4,031	\$4,018	\$3,444	\$4,846	\$5,518
Portfolio turnover rate	18.66%	25.99%	27.39%	19.35%	11.60%

a. The amount shown for a share outstanding throughout the period may not correlate with the Statement of Operations in the annual report for the period due to the timing of sales and repurchases of the Fund's shares in relation to income earned and/or fluctuating fair value of the investments of the Fund.

b. Based on average daily shares outstanding.

c. Net investment income per share includes approximately \$0.06 per share related to income received in the form of special dividends in connection with certain Fund holdings. Excluding this amount, the ratio of net investment income to average net assets would have been 1.54%.

d. Total return does not include fees, charges or expenses imposed by the variable annuity and life insurance contracts for which Franklin Templeton Variable Insurance Products Trust serves as an underlying investment vehicle. Total return is not annualized for periods less than one year.

e. Benefit of waiver and payments by affiliates rounds to less than 0.01%.

TEMPLETON FOREIGN VIP FUND

Investment Goal

The Fund's investment goal is long-term capital growth.

Principal Investment Policies and Practices

Under normal market conditions, the Fund invests at least 80% of its net assets in investments of issuers located outside the U.S., including those in emerging markets. Shareholders will be given at least 60 days' advance notice of any change to this 80% policy. Under normal market conditions, the Fund invests predominantly in equity securities, primarily to predominantly common stock, and, while there are no set percentage targets, the Fund invests predominantly in large to mid capitalization companies with market capitalization values (share price multiplied by the number of common stock shares outstanding) greater than \$2 billion and may invest a portion in small capitalization companies.

An equity security represents a proportionate share of the ownership of a company; its value is based on the success or failure of the company's business, any income paid to stockholders, the value of its assets and general market conditions. Common stocks and preferred stocks, and securities convertible into common stocks, are examples of equity securities. The Fund also invests in American, European and Global Depositary Receipts. These are certificates issued typically by a bank or trust company that give their holders the right to receive securities issued by a foreign or domestic company. The Fund, from time to time, may have significant investments in one or more countries, such as the United Kingdom, or regions, such as Europe or Asia, or in particular sectors such as energy, financial services, consumer discretionary and information technology.

The Fund may, from time to time, engage in equity-related derivatives, which may include buying and selling (writing) put and call options on individual securities (including ETFs) and indices, and engaging in equity futures and equity index futures, for various purposes, including enhancing Fund returns, increasing liquidity, gaining exposure to individual securities and particular markets in more efficient or less expensive ways, generating additional income for the Fund, and/or hedging risks relating to changes in certain equity markets.

The Fund may also, from time to time, engage in currency-related derivatives, such as currency and cross-currency forwards and currency futures contracts, to seek to hedge (protect) against currency risks.

A currency forward contract is an obligation to purchase or sell a specific foreign currency in exchange for another currency, which may be U.S. dollars, at an agreed exchange rate (price) at a future date. Currency forwards are typically individually negotiated and privately traded by currency traders and their customers in the interbank market. A cross currency forward is a forward contract to sell a specific foreign currency in exchange for another foreign currency and may be used when the Fund believes that the price of one of those foreign currencies will experience a substantial movement against the other foreign currency. A currency forward will tend to reduce or eliminate exposure to the currency that is sold, and increase exposure to the currency that is purchased, similar to when the Fund sells a security denominated in one currency and purchases a security denominated in another currency. When used for hedging purposes, a currency forward should help protect the Fund against losses resulting from a decline in the hedged currency, but will cause the Fund to assume the risk of fluctuations in the value of the currency it purchases.

A futures contract is a standard binding agreement that trades on an exchange to buy or sell a specified quantity of an underlying instrument or asset at a specified price at a specified later date. A "sale" of a futures contract means the acquisition of a contractual obligation to deliver the underlying instrument specified in the contract at a specified price on a specified date. A "purchase" of a futures contract means the acquisition of a contractual obligation to purchase the underlying instrument specified in the contract at a specified price on a specified date. The purchase or sale of a futures contract will allow the Fund to increase or decrease its exposure to the underlying instrument or asset. Although most futures contracts used by the Fund allow for a cash payment of the net gain or loss on the contract at maturity, in lieu of delivery of the underlying instrument or asset, some require the actual delivery or acquisition of the underlying instrument. The Fund may buy and sell futures contracts that trade on U.S. and foreign exchanges.

A call option gives the purchaser of the option, upon payment of a premium, the right to buy, and the seller the obligation to sell, the underlying instrument at the exercise price. Conversely, a put option gives the purchaser of the option, upon payment of a premium, the right to sell, and the seller of the option the obligation to buy, the underlying instrument at the exercise price. For example, when the investment manager expects the price of a stock held by the Fund to decline in value, the Fund may also purchase put options that are expected to increase in value as the market price of the stock declines to hedge against such anticipated decline in value. The investment manager considers various factors, such as availability and cost, in deciding whether, when and to what extent to enter into derivative transactions.

The Fund may invest in equity-linked notes (ELNs), which are hybrid derivative-type instruments that are specially

designed to combine the characteristics of one or more reference securities (usually a single stock, a stock index or a basket of stocks (underlying securities)) and a related equity derivative, such as a put or call option, in a single note form. The Fund may engage in all types of ELNs, including those that: (1) provide for protection of the Fund's principal in exchange for limited participation in the appreciation of the underlying securities, and (2) do not provide for such protection and subject the Fund to the risk of loss of the Fund's principal investment. ELNs can provide the Fund with an efficient investment tool that may be less expensive than investing directly in the underlying securities and the related equity derivative.

Portfolio Selection

The Fund's investment goal is to seek long-term capital growth of the Fund's overall portfolio in accordance with the Fund's name. In pursuing the growth of the Fund's portfolio, the investment manager applies a "bottom-up," value-oriented, long-term approach, focusing on the market price of a company's securities relative to the investment manager's evaluation of the company's long-term earnings, asset value and cash flow potential. The investment manager also considers a company's price/earnings ratio, price/cash flow ratio, profit margins and liquidation value.

The investment manager may consider selling an equity security when it believes the security has become overvalued due to either its price appreciation or changes in the company's fundamentals, or when the investment manager believes another security is a more attractive investment opportunity.

Alongside traditional financial and economic analyses, the investment manager assesses the potential impacts of material environmental, social and governance (ESG) factors on a company, which the investment manager believes provide a measure of the company's sustainability. In analyzing ESG factors, the investment manager assesses whether a company's practices pose a material financial risk or opportunity. Consideration of ESG factors and risks is only one component of the investment manager's assessment of eligible investments and may not be a determinative factor in the investment manager's final decision on whether to invest in a security. In addition, the weight given to ESG factors may vary across types of investments, industries, regions and issuers and ESG factors and weights considered may change over time. In certain circumstances, there may be times when not every investment is assessed for ESG factors and, when they are, not every ESG factor may be identified or evaluated.

Exclusion of Investment Manager from Commodity Pool Operator Definition

With respect to the Fund, the investment manager has claimed an exclusion from the definition of "commodity pool operator" (CPO) under the Commodity Exchange Act (CEA) and the rules of the Commodity Futures Trading Commission (CFTC) and, therefore, is not subject to CFTC registration or regulation as a CPO. In addition, with respect

to the Fund, the investment manager is relying upon a related exclusion from the definition of "commodity trading advisor" (CTA) under the CEA and the rules of the CFTC.

The terms of the CPO exclusion require the Fund, among other things, to adhere to certain limits on its investments in commodity futures, commodity options and swaps, which in turn include non-deliverable currency forward contracts, as further described in the Fund's Statement of Additional Information (SAI). Because the investment manager and the Fund intend to comply with the terms of the CPO exclusion, the Fund may, in the future, need to adjust its investment strategies, consistent with its investment goal, to limit its investments in these types of instruments. The Fund is not intended as a vehicle for trading in the commodity futures, commodity options, or swaps markets. The CFTC has neither reviewed nor approved the investment manager's reliance on these exclusions, or the Fund, its investment strategies or this prospectus.

Temporary Investments

When the investment manager believes market or economic conditions are unfavorable for investors, the investment manager may invest up to 100% of the Fund's assets in a temporary defensive manner by holding all or a substantial portion of its assets in cash, cash equivalents or other high quality short-term investments. Temporary defensive investments generally may include money market securities, including shares of money market funds managed by the investment manager or its affiliates, or short-term debt securities. The investment manager also may invest in these types of securities or hold cash while looking for suitable investment opportunities or to maintain liquidity. In these circumstances, the Fund may be unable to achieve its investment goal.

Principal Risks

Market: The market values of securities or other investments owned by the Fund will go up or down, sometimes rapidly or unpredictably. The Fund's investments may decline in value due to factors affecting individual issuers (such as the results of supply and demand), or sectors within the securities markets. The value of a security or other investment also may go up or down due to general market conditions that are not specifically related to a particular issuer, such as real or perceived adverse economic conditions, changes in interest rates or exchange rates, or adverse investor sentiment generally. Furthermore, events involving limited liquidity, defaults, non-performance or other adverse developments that affect one industry, such as the financial services industry, or concerns or rumors about any events of these kinds, have in the past and may in the future lead to market-wide liquidity problems, may spread to other industries, and could negatively affect the value and liquidity of the Fund's investments. In addition, unexpected events and their aftermaths, such as the spread of diseases; natural, environmental or man-made disasters;

financial, political or social disruptions; terrorism and war; and other tragedies or catastrophes, can cause investor fear and panic, which can adversely affect the economies of many companies, sectors, nations, regions and the market in general, in ways that cannot necessarily be foreseen. During a general downturn in the securities markets, multiple asset classes may decline in value. When markets perform well, there can be no assurance that securities or other investments held by the Fund will participate in or otherwise benefit from the advance.

The long-term impact of the COVID-19 pandemic and its subsequent variants on economies, markets, industries and individual issuers is not known. The U.S. government and the Federal Reserve, as well as certain foreign governments and central banks, took extraordinary actions to support local and global economies and the financial markets in response to the COVID-19 pandemic. This and other government intervention into the economy and financial markets have resulted in a large expansion of government deficits and debt, the long-term consequences of which are not known.

The United States and various countries are currently involved in disputes over trade and other matters, which may result in tariffs, investment restrictions and other adverse impacts on affected companies and securities. Trade disputes may adversely affect the economies of the United States and its trading partners, as well as companies directly or indirectly affected and financial markets generally. For example, the United States has imposed tariffs and other trade barriers on Chinese exports, has restricted sales of certain categories of goods to China, and has established barriers to investments in China. The United States government has prohibited U.S. persons from investing in Chinese companies designated as related to the Chinese military. These and possible future restrictions could limit the Fund's opportunities for investment and require the sale of securities at a loss or make them illiquid. Moreover, the Chinese government is involved in a longstanding dispute with Taiwan that has included threats of invasion. If the political climate between the United States and China does not improve or continues to deteriorate, if China were to attempt unification of Taiwan by force, or if other geopolitical conflicts develop or get worse, economies, markets and individual securities may be severely affected both regionally and globally, and the value of the Fund's assets may go down.

Stock prices tend to go up and down more dramatically than those of debt securities. A slower-growth or recessionary economic environment could have an adverse effect on the prices of the various stocks held by the Fund.

Foreign Securities (non-U.S.): Investing in foreign securities, including sovereign debt securities, typically involves more risks than investing in U.S. securities, including risks related to currency exchange rates and policies, country or government specific issues, less favorable trading practices or regulation and greater price

volatility. Certain of these risks also may apply to securities of U.S. companies with significant foreign operations.

Currency exchange rates: Foreign securities may be issued and traded in foreign currencies. As a result, their market values in U.S. dollars may be affected by changes in exchange rates between such foreign currencies and the U.S. dollar, as well as between currencies of countries other than the U.S. For example, if the value of the U.S. dollar goes up compared to a foreign currency, an investment traded in that foreign currency will go down in value because it will be worth fewer U.S. dollars. The Fund accrues additional expenses when engaging in currency exchange transactions, and valuation of the Fund's foreign securities may be subject to greater risk because both the currency (relative to the U.S. dollar) and the security must be considered.

Currency management strategies: Currency management strategies may substantially change the Fund's exposure to currency exchange rates and could result in losses to the Fund if currencies do not perform as the investment manager expects. In addition, currency management strategies, to the extent that they reduce the Fund's exposure to currency risks, also reduce the Fund's ability to benefit from favorable changes in currency exchange rates. There is no assurance that the investment manager's use of currency management strategies will benefit the Fund or that they will be, or can be, used at appropriate times. Furthermore, there may not be perfect correlation between the amount of exposure to a particular currency and the amount of securities in the Fund's portfolio denominated in that currency. Investing in foreign currencies for purposes of gaining from projected changes in exchange rates, as opposed to hedging currency risks applicable to the Fund's holdings, further increases the Fund's exposure to foreign investment losses.

Political and economic developments: The political, economic and social policies or structures of some foreign countries may be less stable and more volatile than those in the United States. Investments in these countries may be subject to greater risks of internal and external conflicts, expropriation, nationalization of assets, foreign exchange controls (such as suspension of the ability to transfer currency from a given country), restrictions on removal of assets, political or social instability, military action or unrest, diplomatic developments, currency devaluations, foreign ownership limitations, and substantial, punitive or confiscatory tax increases. It is possible that a government may take over the assets or operations of a company or impose restrictions on the exchange or export of currency or other assets. Some countries also may have different legal systems that may make it difficult or expensive for the Fund to vote proxies, exercise shareholder rights, and pursue legal remedies with respect to its foreign investments. Diplomatic and political developments could affect the economies, industries, and securities and currency markets of the countries in which the Fund is invested. These developments include rapid and adverse political changes; social instability; regional conflicts; sanctions imposed by the

FUND DETAILS

United States, other nations or other governmental entities, including supranational entities; terrorism; and war. In addition, such developments could contribute to the devaluation of a country's currency, a downgrade in the credit ratings of issuers in such country, or a decline in the value and liquidity of securities of issuers in that country. An imposition of sanctions upon, or other government actions impacting, certain issuers in a country could result in (i) an immediate freeze of that issuer's securities, impairing the ability of the Fund to buy, sell, receive or deliver those securities or (ii) other limitations on the Fund's ability to invest or hold such securities. These factors would affect the value of the Fund's investments and are extremely difficult, if not impossible, to predict and take into account with respect to the Fund's investments.

Trading practices: Brokerage commissions, withholding taxes, custodial fees, and other fees generally are higher in foreign markets. The policies and procedures followed by foreign stock exchanges, currency markets, trading systems and brokers may differ from those applicable in the United States, with possibly negative consequences to the Fund. The procedures and rules governing foreign trading, settlement and custody (holding of the Fund's assets) also may result in losses or delays in payment, delivery or recovery of money or other property. Foreign government supervision and regulation of foreign securities and currency markets and trading systems may be less than or different from government supervision in the United States, and may increase the Fund's regulatory and compliance burden and/or decrease the Fund's investor rights and protections.

Availability of information: Foreign issuers may not be subject to the same disclosure, accounting, auditing and financial reporting standards and practices as U.S. issuers. Thus, there may be less information publicly available about foreign issuers than about most U.S. issuers. In addition, information provided by foreign issuers may be less timely or less reliable than information provided by U.S. issuers.

Limited markets: Certain foreign securities may be less liquid (harder to sell) and their prices may be more volatile than many U.S. securities. Illiquidity tends to be greater, and valuation of the Fund's foreign securities may be more difficult, due to the infrequent trading and/or delayed reporting of quotes and sales.

Regional: Adverse conditions in a certain region or country can adversely affect securities of issuers in other countries whose economies appear to be unrelated. To the extent that the Fund invests a significant portion of its assets in a specific geographic region or a particular country, the Fund will generally have more exposure to the risks affecting that specific geographic region or country. In the event of economic or political turmoil or a deterioration of diplomatic relations in a region or country where a substantial portion of the Fund's assets are invested, the Fund may experience substantial illiquidity or reduction in the value of the Fund's investments.

The risk of investments in Europe may be heightened due to the current uncertainty concerning the economic

consequences of Russia's military invasion of Ukraine in February 2022, which has increased market volatility.

Developing market countries: The Fund's investments in securities of issuers in developing market countries are subject to all of the risks of foreign investing generally, and have additional heightened risks due to a lack of established legal, political, business and social frameworks to support securities markets. Some of the additional significant risks include:

- less social, political and economic stability;
- a higher possibility of the devaluation of a country's currency, a downgrade in the credit ratings of issuers in such country, or a decline in the value and liquidity of securities of issuers in that country if the United States, other nations or other governmental entities (including supranational entities) impose sanctions on issuers that limit or restrict foreign investment, the movement of assets or other economic activity in the country due to political, military or regional conflicts or due to terrorism or war;
- smaller securities markets with low or non-existent trading volume and greater illiquidity and price volatility;
- more restrictive national policies on foreign investment, including restrictions on investment in issuers or industries deemed sensitive to national interests;
- less transparent and established taxation policies;
- less developed regulatory or legal structures governing private and foreign investment or allowing for judicial redress for injury to private property, such as bankruptcy;
- less familiarity with a capital market structure or market-oriented economy and more widespread corruption and fraud;
- less financial sophistication, creditworthiness and/or resources possessed by, and less government regulation of, the financial institutions and issuers with which the Fund transacts;
- less government supervision and regulation of business and industry practices, stock exchanges, brokers and listed companies than in the U.S.;
- greater concentration in a few industries resulting in greater vulnerability to regional and global trade conditions;
- higher rates of inflation and more rapid and extreme fluctuations in inflation rates;
- greater sensitivity to interest rate changes (for example, a higher interest rate environment can make it more difficult for developing market governments to service their existing debt);
- increased volatility in currency exchange rates and potential for currency devaluations and/or currency controls;
- greater debt burdens relative to the size of the economy;

- more delays in settling portfolio transactions and heightened risk of loss from share registration and custody practices; and
- less assurance that when favorable economic developments occur, they will not be slowed or reversed by unanticipated economic, political or social events in such countries.

Because of the above factors, the Fund's investments in developing market countries may be subject to greater price volatility and illiquidity than investments in developed markets.

Value Style Investing: Value stock prices are considered "cheap" relative to the company's perceived value and are often out of favor with other investors. The investment manager may invest in such stocks if it believes the market may have overreacted to adverse developments or failed to appreciate positive changes. However, if other investors fail to recognize the company's value (and do not become buyers, or if they become sellers or favor investing in faster growing companies), value stocks may not increase in value as anticipated by the investment manager and may even decline in value.

Liquidity: Liquidity risk exists when the markets for particular securities or types of securities or other investments are or become relatively illiquid so that the Fund is unable, or it becomes more difficult for the Fund, to sell the security or other investment at the price at which the Fund has valued the security. Illiquidity may result from political, economic or issuer specific events; supply/demand imbalances; changes in a specific market's size or structure, including the number of participants; or overall market disruptions. Securities or other investments with reduced liquidity or that become illiquid may involve greater risk than securities with more liquid markets. Market prices or quotations for illiquid securities may be volatile, and there may be large spreads between bid and ask prices. Reduced liquidity may have an adverse impact on market price and the Fund's ability to sell particular securities when necessary to meet the Fund's liquidity needs, which may arise or increase in response to a specific economic event or because the investment manager wishes to purchase particular investments or believes that a higher level of liquidity would be advantageous. An investment may become illiquid if the Fund and its affiliates receive material non-public information about the issuer or the investment. To the extent that the Fund and its affiliates hold a significant portion of an issuer's outstanding securities, the Fund may be subject to greater liquidity risk than if the issuer's securities were more widely held.

Management: The Fund is actively managed and could experience losses (realized and unrealized) if the investment manager's judgment about markets, interest rates or the attractiveness, relative values, liquidity, or potential appreciation of particular investments made for the Fund's portfolio prove to be incorrect. The Fund could also experience losses if there are imperfections, errors or limitations in the models, tools, and data used by the

investment manager or if the investment manager's techniques or investment decisions do not produce the desired results. Additionally, legislative, regulatory, or tax developments may affect the investment techniques available to the investment manager in connection with managing the Fund and may also adversely affect the ability of the Fund to achieve its investment goal.

Focus: To the extent that the Fund focuses on particular countries, regions, industries, sectors or types of investments from time to time, the Fund may be subject to greater risks of adverse developments in such areas of focus than a fund that invests in a wider variety of countries, regions, industries, sectors or investments.

Energy companies: Companies that are involved in oil or gas exploration, production, refining or marketing, or any combination of the above are greatly affected by the prices and supplies of raw materials such as oil or gas. The earnings and dividends of energy companies can fluctuate significantly as a result of international economics, politics and regulation.

Financial services companies: Financial services companies are subject to extensive government regulation that may affect their profitability in many ways, including by limiting the amount and types of loans and other commitments they can make, and the interest rates and fees they can charge. A financial services company's profitability, and therefore its stock prices, is especially sensitive to interest rate changes as well as the ability of borrowers to repay their loans. Changing regulations, continuing consolidations, and development of new products and structures all are likely to have a significant impact on financial services companies.

Consumer discretionary companies: Companies in the consumer discretionary sector could be affected by, among other things, overall economic conditions, interest rates, consumer confidence, and disposable income.

Information technology companies: Companies operating within information technology related industries may be affected by worldwide technological developments, the success of their products and services (which may be outdated quickly), anticipated products or services that are delayed or cancelled, and investor perception of the company and/or its products or services. These companies typically face intense competition and potentially rapid product obsolescence. They may also have limited product lines, markets, financial resources or personnel. Technology companies are also heavily dependent on intellectual property rights and may be adversely affected by loss or impairment of those rights. There can be no assurance these companies will be able to successfully protect their intellectual property to prevent the misappropriation of their technology, or that competitors will not develop technology that is substantially similar or superior to such companies' technology. These companies typically engage in significant amounts of spending on research and development, and there is no guarantee that the products or services produced by these companies will be successful. Technology

companies are also potential targets for cyberattacks, which can have a materially adverse impact on the performance of these companies. The customers and/or suppliers of technology companies may be concentrated in a particular country, region or industry. Any adverse event affecting one of these countries, regions or industries could have a negative impact on these companies.

Depository Receipts: Depository receipts are subject to many of the risks of the underlying security. For some depository receipts, the custodian or similar financial institution that holds the issuer's shares in a trust account is located in the issuer's home country. The Fund could be exposed to the credit risk of the custodian or financial institution, and in cases where the issuer's home country does not have developed financial markets, greater market risk. In addition, the depository institution may not have physical custody of the underlying securities at all times and may charge fees for various services, including forwarding dividends and interest and corporate actions. The Fund would be expected to pay a share of the additional fees, which it would not pay if investing directly in the foreign securities. The Fund may experience delays in receiving its dividend and interest payments or exercising rights as a shareholder. There may be an increased possibility of untimely responses to certain corporate actions of the issuer in an unsponsored depository receipt program. Accordingly, there may be less information available regarding issuers of securities underlying unsponsored programs and there may not be a correlation between this information and the market value of the depository receipts.

Small and Mid Capitalization Companies: While small and mid capitalization companies may offer substantial opportunities for capital growth, they also may involve more risks than larger companies. Historically, securities issued by small and mid capitalization companies have been more volatile in price than securities that are issued by larger companies, especially over the short term. Among the reasons for the greater price volatility are the less certain growth prospects of small and mid capitalization companies, the lower degree of liquidity in the markets for such securities, and the greater sensitivity of small and mid capitalization companies to changing economic conditions.

In addition, small and mid capitalization companies may lack depth of management, be unable to generate funds necessary for growth or development, have limited product lines or be developing or marketing new products or services for which markets are not yet established and may never become established. Small and mid capitalization companies may be particularly affected by interest rate increases, as they may find it more difficult to borrow money to continue or expand operations, or may have difficulty in repaying loans, particularly those with floating interest rates.

Equity-Linked Notes (ELNs): Investments in ELNs often have risks similar to their underlying securities or index, which could include management risk, market risk and, as applicable, foreign securities and currency risks. In addition, since ELNs are in note form, ELNs are also subject to

certain debt securities risks, such as interest rate and credit risks. Should the prices of the underlying securities or index move in an unexpected manner, the Fund may not achieve the anticipated benefits of an investment in an ELN, and may realize losses, which could be significant and could include the Fund's entire principal investment. An investment in an ELN is also subject to counterparty risk, which is the risk that the issuer of the ELN will default or become bankrupt and the Fund will have difficulty being repaid, or fail to be repaid, the principal amount of, or income from, its investment. Investments in ELNs are also subject to liquidity risk, which may make ELNs difficult to sell and value. In addition, ELNs may exhibit price behavior that does not correlate with their underlying securities, index or a fixed-income investment.

Derivative Instruments: The performance of derivative instruments depends largely on the performance of an underlying instrument, such as a currency, security, interest rate, index and such instruments often have risks similar to the underlying instrument, in addition to other risks. Derivative instruments involve costs and can create economic leverage in the Fund's portfolio, which may result in significant volatility and cause the Fund to participate in losses (as well as gains) in an amount that significantly exceeds the Fund's initial investment. Other risks include illiquidity, mispricing or improper valuation of the derivative instrument, and imperfect correlation between the value of the derivative and the underlying instrument so that the Fund may not realize the intended benefits. Their successful use will usually depend on the investment manager's ability to accurately forecast movements in the market relating to the underlying instrument. Should a market or markets, or prices of particular classes of investments move in an unexpected manner, especially in unusual or extreme market conditions, the Fund may not realize the anticipated benefits of the transaction, and it may realize losses, which could be significant. If the investment manager is not successful in using such derivative instruments, the Fund's performance may be worse than if the investment manager did not use such derivative instruments at all. When a derivative is used for hedging, the change in value of the derivative instrument also may not correlate specifically with the currency, security, interest rate, index or other risk being hedged. There is also the risk, especially under extreme market conditions, that an instrument, which usually would operate as a hedge, provides no hedging benefits at all.

Use of these instruments could also result in a loss if the counterparty to the transaction does not perform as promised, including because of such counterparty's bankruptcy or insolvency. This risk is heightened with respect to over-the-counter (OTC) instruments, such as forward currency contracts, and may be greater during volatile market conditions. Other risks include the inability to close out a position because the trading market becomes illiquid (particularly in the OTC markets) or the availability of counterparties becomes limited for a period of time. In addition, the presence of speculators in a particular market could lead to price distortions. To the extent that the Fund is

unable to close out a position because of market illiquidity, the Fund may not be able to prevent further losses of value in its derivatives holdings. The Fund may also be required to take or make delivery of an underlying instrument that the investment manager would otherwise have attempted to avoid. Some derivatives can be particularly sensitive to changes in interest rates or other market prices. Investors should bear in mind that, while the Fund intends to use derivative strategies on a regular basis, it is not obligated to actively engage in these transactions, generally or in any particular kind of derivative, if the investment manager elects not to do so due to availability, cost or other factors.

The use of derivative strategies may also have a tax impact on the Fund. The timing and character of income, gains or losses from these strategies could impair the ability of the investment manager to use derivatives when it wishes to do so.

ESG Considerations: ESG considerations are one of a number of factors that the investment manager examines when considering investments for the Fund's portfolio. In light of this, the issuers in which the Fund invests may not be considered ESG-focused issuers and may have lower or adverse ESG assessments. Consideration of ESG factors may affect the Fund's exposure to certain issuers or industries and may not work as intended. In addition, ESG considerations assessed as part of the Fund's investment process may vary across types of eligible investments and issuers. In certain circumstances, there may be times when not every investment is assessed for ESG factors and, when they are, not every ESG factor may be identified or evaluated. The investment manager's assessment of an issuer's ESG factors is subjective and will likely differ from that of investors, third party service providers (e.g., ratings providers) and other funds. As a result, securities selected by the investment manager may not reflect the beliefs and values of any particular investor. The investment manager also may be dependent on the availability of timely, complete and accurate ESG data reported by issuers and/or third-party research providers, the timeliness, completeness and accuracy of which is out of the investment manager's control. ESG factors are often not uniformly measured or defined, which could impact the investment manager's ability to assess an issuer. While the investment manager views ESG considerations as having the potential to contribute to the Fund's long-term performance, there is no guarantee that such results will be achieved.

Cybersecurity: Cybersecurity incidents, both intentional and unintentional, may allow an unauthorized party to gain access to Fund assets, Fund or customer data (including private shareholder information), or proprietary information, cause the Fund, the investment manager, and/or their service providers (including, but not limited to, Fund accountants, custodians, sub-custodians, transfer agents and financial intermediaries) to suffer data breaches, data corruption or loss of operational functionality or prevent Fund investors from purchasing, redeeming or exchanging shares or receiving distributions. The investment manager has limited ability to prevent or mitigate cybersecurity incidents

affecting third party service providers, and such third party service providers may have limited indemnification obligations to the Fund or the investment manager. Cybersecurity incidents may result in financial losses to the Fund and its shareholders, and substantial costs may be incurred in an effort to prevent or mitigate future cybersecurity incidents. Issuers of securities in which the Fund invests are also subject to cybersecurity risks, and the value of these securities could decline if the issuers experience cybersecurity incidents.

Because technology is frequently changing, new ways to carry out cyber attacks are always developing. Therefore, there is a chance that some risks have not been identified or prepared for, or that an attack may not be detected, which puts limitations on the Fund's ability to plan for or respond to a cyber attack. Like other funds and business enterprises, the Fund, the investment manager, and their service providers are subject to the risk of cyber incidents occurring from time to time.

More detailed information about the Fund and its policies and risks can be found in the Fund's Statement of Additional Information (SAI).

A description of the Fund's policies and procedures regarding the release of portfolio holdings information is also available in the Fund's SAI. Portfolio holdings information can be viewed online at www.franklintempleton.com.

Management

Templeton Investment Counsel, LLC (Investment Counsel), 300 S.E. 2nd Street, Fort Lauderdale, Florida 33301-1923, is the Fund's investment manager.

The Fund is managed by a team of dedicated professionals focused on global investments of issuers outside the U.S. The portfolio managers of the Fund are as follows:

Peter A. Nori, CFA Executive Vice President/Portfolio Manager - Research Analyst of Investment Counsel

Mr. Nori has been the lead portfolio manager of the Fund since 1999. He has primary responsibility for the investments of the Fund. He has final authority over all aspects of the Fund's investment portfolio, including but not limited to, purchases and sales of individual securities, portfolio risk assessment, and the management of daily cash balances in accordance with anticipated investment management requirements. The degree to which he may perform these functions, and the nature of these functions, may change from time to time. He joined Franklin Templeton in 1987.

Matthew R. Nagle, CFA Portfolio Manager of Investment Counsel

Mr. Nagle has been a portfolio manager of the Fund since 2018, providing research and advice on the purchases and sales of individual securities, and portfolio risk assessment. He joined Franklin Templeton in 2003.

Heather Abdinoor, CFA Senior Vice President/Portfolio Manager - Research Analyst of Investment Counsel

Ms. Abdinoor has been a portfolio manager of the Fund since 2018, providing research and advice on the purchases and sales of individual securities, and portfolio risk assessment. She joined Franklin Templeton in 1996.

CFA® and Chartered Financial Analyst® are trademarks owned by CFA Institute.

The Fund's SAI provides additional information about portfolio manager compensation, other accounts that they manage and their ownership of Fund shares.

The Fund pays Investment Counsel a fee for managing the Fund's assets.

Investment Counsel has agreed to reduce its fees to reflect reduced services resulting from the Fund's investments in Franklin Templeton affiliated funds.

For the fiscal year ended December 31, 2024, the Fund paid Investment Counsel an effective management fee of 0.78% of the Fund's average net assets for investment management services.

A discussion regarding the basis for the board of trustees' approval of the Fund's investment management agreement is available in the Fund's report on Form N-CSR for the period ended June 30, 2024.

Manager of Managers Structure

The investment manager and the Trust have received an exemptive order from the SEC that allows the Fund to operate in a "manager of managers" structure whereby the investment manager can appoint and replace both wholly-owned and unaffiliated sub-advisors, and enter into, amend and terminate sub-advisory agreements with such sub-advisors, each subject to board approval but without obtaining prior shareholder approval (Manager of Managers Structure). The Fund will, however, inform shareholders of the hiring of any new sub-advisor within 90 days after the hiring. The SEC exemptive order provides the Fund with greater flexibility and efficiency and alleviates the need for the Fund to incur the expense and delays associated with obtaining shareholder approval of such sub-advisory agreements.

The use of the Manager of Managers Structure with respect to the Fund is subject to certain conditions that are set forth in the SEC exemptive order. Under the Manager of Managers Structure, the investment manager has the ultimate responsibility, subject to oversight by the Fund's board of trustees, to oversee sub-advisors and recommend their hiring, termination and replacement. The investment manager will also, subject to the review and approval of the Fund's board of trustees: set the Fund's overall investment strategy; evaluate, select and recommend sub-advisors to manage all or a portion of the Fund's assets; and implement procedures reasonably designed to ensure that each sub-advisor complies with the Fund's investment goal, policies and restrictions. Subject to review by the Fund's board of trustees, the investment manager will allocate and, when appropriate, reallocate the Fund's assets among sub-

advisors and monitor and evaluate the sub-advisors' performance.

Financial Highlights

This table presents the financial performance of Fund shares for the past five years or since inception. The table shows certain information on a single Fund share basis (per share performance). It also shows some key Fund statistics, such as total return (past performance) and expense ratios. Total return represents the annual change in value of a share assuming reinvestment of dividends and capital gains. This information has been audited by PricewaterhouseCoopers LLP, an independent registered public accounting firm, whose report, along with the Fund's financial statements, are available on the Fund's website and are included in the Form N-CSR filed with the SEC covering the period ended December 31, 2024, which is available upon request.

FUND DETAILS

Templeton Foreign VIP Fund - Class 1

	Year Ended December 31,				
	2024	2023	2022	2021	2020
Per share operating performance (for a share outstanding throughout the year)					
Net asset value, beginning of year	\$14.57	\$12.44	\$13.90	\$13.57	\$14.23
Income from investment operations ^a :					
Net investment income ^b	0.32	0.33	0.30	0.23	0.32 ^c
Net realized and unrealized gains (losses)	(0.42)	2.27	(1.33)	0.39	(0.54)
Total from investment operations	(0.10)	2.60	(1.03)	0.62	(0.22)
Less distributions from:					
Net investment income	(0.39)	(0.47)	(0.43)	(0.29)	(0.44)
Net asset value, end of year	\$14.08	\$14.57	\$12.44	\$13.90	\$13.57
Total return ^d	(0.79)%	21.09%	(7.39)%	4.44%	(0.92)%
Ratios to average net assets					
Expenses before waiver and payments by affiliates	0.81%	0.82%	0.79%	0.87%	0.86%
Expenses net of waiver and payments by affiliates	0.80%	0.80%	0.78%	0.86%	0.84%
Net investment income	2.18%	2.39%	2.41%	1.58%	2.68% ^c
Supplemental data					
Net assets, end of year (000's)	\$101,005	\$107,439	\$95,961	\$114,563	\$113,317
Portfolio turnover rate	25.29%	15.07%	19.38%	26.13%	40.07%

a. The amount shown for a share outstanding throughout the period may not correlate with the Statement of Operations in the annual report for the period due to the timing of sales and repurchases of the Fund's shares in relation to income earned and/or fluctuating fair value of the investments of the Fund.

b. Based on average daily shares outstanding.

c. Net investment income per share includes approximately \$0.14 per share related to an adjustment for EU reclaims in connection with certain Fund holdings. Excluding this amount, the ratio of net investment income to average net assets would have been 1.54%.

d. Total return does not include fees, charges or expenses imposed by the variable annuity and life insurance contracts for which Franklin Templeton Variable Insurance Products Trust serves as an underlying investment vehicle.

Templeton Foreign VIP Fund - Class 2

	Year Ended December 31,				
	2024	2023	2022	2021	2020
Per share operating performance (for a share outstanding throughout the year)					
Net asset value, beginning of year	\$14.24	\$12.17	\$13.59	\$13.28	\$13.93
Income from investment operations ^a :					
Net investment income ^b	0.28	0.29	0.27	0.19	0.28 ^c
Net realized and unrealized gains (losses)	(0.41)	2.21	(1.31)	0.38	(0.53)
Total from investment operations	(0.13)	2.50	(1.04)	0.57	(0.25)
Less distributions from:					
Net investment income	(0.35)	(0.43)	(0.38)	(0.26)	(0.40)
Net asset value, end of year	\$13.76	\$14.24	\$12.17	\$13.59	\$13.28
Total return ^d	(1.00)%	20.76%	(7.61)%	4.16%	(1.16)%
Ratios to average net assets					
Expenses before waiver and payments by affiliates	1.06%	1.07%	1.04%	1.11%	1.11%
Expenses net of waiver and payments by affiliates	1.05%	1.05%	1.03%	1.11% ^e	1.09%
Net investment income	1.96%	2.14%	2.17%	1.35%	2.42% ^c
Supplemental data					
Net assets, end of year (000's)	\$618,695	\$707,601	\$691,189	\$831,031	\$1,084,789
Portfolio turnover rate	25.29%	15.07%	19.38%	26.13%	40.07%

a. The amount shown for a share outstanding throughout the period may not correlate with the Statement of Operations in the annual report for the period due to the timing of sales and repurchases of the Fund's shares in relation to income earned and/or fluctuating fair value of the investments of the Fund.

b. Based on average daily shares outstanding.

c. Net investment income per share includes approximately \$0.13 per share related to an adjustment for EU reclaims in connection with certain Fund holdings. Excluding this amount, the ratio of net investment income to average net assets would have been 1.28%.

d. Total return does not include fees, charges or expenses imposed by the variable annuity and life insurance contracts for which Franklin Templeton Variable Insurance Products Trust serves as an underlying investment vehicle.

e. Benefit of waiver and payments by affiliates rounds to less than 0.01%.

FUND DETAILS

Templeton Foreign VIP Fund - Class 4

	Year Ended December 31,				
	2024	2023	2022	2021	2020
Per share operating performance (for a share outstanding throughout the year)					
Net asset value, beginning of year	\$14.55	\$12.42	\$13.87	\$13.54	\$14.20
Income from investment operations ^a :					
Net investment income ^b	0.27	0.28	0.26	0.18	0.28 ^c
Net realized and unrealized gains (losses)	(0.41)	2.27	(1.34)	0.39	(0.55)
Total from investment operations	(0.14)	2.55	(1.08)	0.57	(0.27)
Less distributions from:					
Net investment income	(0.34)	(0.42)	(0.37)	(0.24)	(0.39)
Net asset value, end of year	\$14.07	\$14.55	\$12.42	\$13.87	\$13.54
Total return ^d	(1.08)%	20.69%	(7.75)%	4.10%	(1.34)%
Ratios to average net assets					
Expenses before waiver and payments by affiliates	1.16%	1.17%	1.14%	1.21%	1.21%
Expenses net of waiver and payments by affiliates	1.15%	1.15%	1.12%	1.21% ^e	1.19%
Net investment income	1.84%	2.03%	2.06%	1.22%	2.33% ^c
Supplemental data					
Net assets, end of year (000's)	\$70,777	\$77,354	\$76,110	\$91,428	\$106,224
Portfolio turnover rate	25.29%	15.07%	19.38%	26.13%	40.07%

a. The amount shown for a share outstanding throughout the period may not correlate with the Statement of Operations in the annual report for the period due to the timing of sales and repurchases of the Fund's shares in relation to income earned and/or fluctuating fair value of the investments of the Fund.

b. Based on average daily shares outstanding.

c. Net investment income per share includes approximately \$0.13 per share related to an adjustment for EU reclaims in connection with certain Fund holdings. Excluding this amount, the ratio of net investment income to average net assets would have been 1.19%.

d. Total return does not include fees, charges or expenses imposed by the variable annuity and life insurance contracts for which Franklin Templeton Variable Insurance Products Trust serves as an underlying investment vehicle.

e. Benefit of waiver and payments by affiliates rounds to less than 0.01%.

TEMPLETON GLOBAL BOND VIP FUND

Investment Goal

The Fund's investment goal is high current income, consistent with preservation of capital. Capital appreciation is a secondary consideration.

Principal Investment Policies and Practices

Under normal market conditions, the Fund invests at least 80% of its net assets in "bonds." Bonds include debt securities of any maturity, such as bonds, notes, bills and debentures. For purposes of the Fund's 80% policy, bonds include derivative instruments or other investments that have economic characteristics similar to bonds. Shareholders will be given at least 60 days' advance notice of any change to the 80% policy. The Fund invests predominantly in bonds issued by governments, government-related entities and government agencies located around the world. Bonds may be denominated and issued in the local currency or in another currency. The Fund may also invest in inflation-indexed securities and securities or structured products that are linked to or derive their value from another security, asset or currency of any nation. Under normal market conditions, the Fund expects to invest at least 40% of its net assets in foreign securities. In addition, the Fund's assets are invested in issuers located in at least three countries (including the U.S.). The Fund may invest without limit in developing markets.

The Fund may invest in debt securities of any maturity. The average maturity or duration of debt securities in the Fund's portfolio will fluctuate depending on the investment manager's outlook on changing market, economic, and political conditions.

The Fund is a "non-diversified" fund, which means it generally invests a greater portion of its assets in the securities of one or more issuers and invests overall in a smaller number of issuers than a diversified fund.

Bonds represent an obligation of the issuer to repay a loan of money to it, and generally provide for the payment of interest. Investment grade bonds are issues rated in the top four rating categories by at least one independent rating agency, such as S&P Global Ratings (S&P®) or Moody's Investors Service (Moody's), or, if unrated, determined by the Fund's investment manager to be of comparable quality. However, ratings by the independent rating agencies are relative and subjective, are not absolute standards of quality, and do not evaluate the market risk of securities. The Fund may invest up to 25% of its total assets in bonds that are rated below investment grade. Generally, lower rated securities pay higher yields than more highly rated securities to compensate investors for the greater risk of default or of

price fluctuations due to changes in the issuer's creditworthiness. Such lower rated but higher yielding securities are sometimes referred to as "junk bonds." If, subsequent to its purchase a security is downgraded in rating or goes into default, the Fund will consider such events in its evaluation of the overall investment merits of that security but will not necessarily dispose of the security immediately. Many debt securities of emerging market issuers are rated below investment grade or are unrated so that their selection depends on the investment manager's internal analysis.

For purposes of pursuing its investment goal, the Fund regularly enters into currency-related transactions involving derivative instruments, principally currency and cross currency forwards and currency options, but it may also use currency and currency index futures contracts. The Fund maintains extensive positions in currency related derivative instruments as a hedging technique or to implement a currency investment strategy, which could expose a large amount of the Fund's assets to obligations under these instruments. The use of these derivative transactions may allow the Fund to obtain net long or net negative (short) exposure to selected currencies. The results of such transactions may also represent, from time to time, a significant component of the Fund's investment returns. For purposes of pursuing its investment goals, the Fund regularly enters into interest rate swaps and may also enter into various other transactions involving derivatives, including financial futures contracts (such as interest rate or bond futures) and credit default swaps. The use of these derivative transactions may allow the Fund to obtain net long or net negative (short) exposures to selected interest rates, countries, duration or credit risks.

The Fund may use any of the above currency techniques or other derivative transactions for the purposes of enhancing Fund returns, increasing liquidity, gaining exposure to particular instruments in more efficient or less expensive ways and/or hedging risks relating to changes in currency exchange rates, interest rates and other market factors. By way of example, when the investment manager believes that the value of a particular foreign currency is expected to increase compared to the U.S. dollar, the Fund could enter into a forward contract to purchase that foreign currency at a future date. If at such future date the value of the foreign currency exceeds the then current amount of U.S. dollars to be paid by the Fund under the contract, the Fund will recognize a gain. Conversely, if the value of the foreign currency is less than the current amount of the U.S. dollars to be paid by the Fund under the contract the Fund will recognize a loss. When used for hedging purposes, a forward contract or other derivative instrument could be used to protect against possible declines in a currency's value where a security held or to be purchased by the Fund is denominated in that currency, or it may be used to hedge

the Fund's position by entering into a transaction on another currency expected to perform similarly to the currency of the security held or to be purchased (a "proxy hedge").

A currency forward contract is an obligation to purchase or sell a specific foreign currency in exchange for another currency, which may be U.S. dollars, at an agreed exchange rate (price) at a future date. Currency forwards are typically individually negotiated and privately traded by currency traders and their customers in the interbank market. A cross currency forward is a forward contract to sell a specific foreign currency in exchange for another foreign currency and may be used when the Fund believes that the price of one of those foreign currencies will experience a substantial movement against the other foreign currency. A currency forward will tend to reduce or eliminate exposure to the currency that is sold, and increase exposure to the currency that is purchased, similar to when the Fund sells a security denominated in one currency and purchases a security denominated in another currency. When used for hedging purposes, a currency forward should protect the Fund against losses resulting from a decline in the hedged currency, but will cause the Fund to assume the risk of fluctuations in the value of the currency it purchases.

A futures contract is a standard binding agreement that trades on an exchange to buy or sell a specified quantity of an underlying instrument or asset at a specified price at a specified later date. A "sale" of a futures contract means the acquisition of a contractual obligation to deliver the underlying instrument called for by the contract at a specified price on a specified date. A "purchase" of a futures contract means the acquisition of a contractual obligation to acquire a specified quantity of the underlying instrument called for by the contract at a specified price on a specified date. The purchase or sale of a futures contract will allow the Fund to increase or decrease its exposure to the underlying instrument or asset. Although most futures contracts used by the Fund allow for a cash payment of the net gain or loss on the contract at maturity in lieu of delivery of the underlying instruments, some require the actual delivery or acquisition of the underlying instrument or asset. The Fund may buy and sell futures contracts that trade on U.S. and foreign exchanges.

Swap agreements, such as interest rate and credit default swaps, are contracts between the Fund, and another party (the swap counterparty) involving the exchange of payments on specified terms over periods ranging from a few days to multiple years. A swap agreement may be negotiated bilaterally and traded over-the-counter (OTC) between two parties (for an uncleared swap) or, in some instances, must be transacted through a futures commission merchant (FCM) and cleared through a clearinghouse that serves as a central counterparty (for a cleared swap). In a basic swap transaction, the Fund agrees with the swap counterparty to exchange the returns (or differentials in rates of return) and/or cash flows earned or realized on a particular "notional amount" of underlying instruments. The notional amount is the set amount selected by the parties as the basis on which to calculate the obligations that they have agreed to

exchange. The parties typically do not actually exchange the notional amount. Instead, they agree to exchange the returns that would be earned or realized if the notional amount were invested in given instruments or at given interest rates.

An interest rate swap is an agreement between two parties to exchange interest rate payment obligations. Typically, one rate is based on an interest rate fixed to maturity while the other is based on an interest rate that changes in accordance with changes in a designated benchmark (for example, SOFR, prime, commercial paper, or other benchmarks).

For credit default swaps, the "buyer" of the credit default swap agreement is obligated to pay the "seller" a periodic stream of payments over the term of the agreement in return for a payment by the seller that is contingent upon the occurrence of a credit event with respect to an underlying reference debt obligation. The buyer of the credit default swap is purchasing the obligation of its counterparty to offset losses the buyer could experience if there was such a credit event. Generally, a credit event means bankruptcy, failure to timely pay interest or principal, obligation acceleration or default, or repudiation or restructuring of the reference debt obligation. The contingent payment by the seller generally is either the face amount of the reference debt obligation in exchange for the physical delivery of the reference debt obligation or a cash payment equal to the decrease in market value of the reference debt obligation following the occurrence of the credit event.

A call option gives the purchaser of the option, upon payment of a premium, the right to buy, and the seller the obligation to sell, the underlying instrument at the exercise price. Conversely, a put option gives the purchaser of the option, upon payment of a premium, the right to sell, and the seller of the option the obligation to buy, the underlying instrument at the exercise price. For example, when the investment manager expects the price of a currency to decline in value, the Fund may purchase put options that are expected to increase in value as the price of the currency declines to hedge against such anticipated decline in value.

The investment manager considers various factors, such as availability and cost, in deciding whether to use a particular derivative instrument or strategy. Moreover, investors should bear in mind that the Fund is not obligated to actively engage in any derivative transactions.

The Fund may, at times, maintain a large position in cash and cash equivalents (including money market funds).

Portfolio Selection

The investment manager allocates the Fund's assets based upon its assessment of changing market, political and economic conditions, including changes in interest rates, currency exchange rates and credit ratings.

In selecting the investments for the Fund's portfolio, the investment manager employs a research-driven investment process that combines qualitative, country-specific and

global macroeconomic analysis with quantitative tools. Among the quantitative tools it uses is a proprietary methodology, the Templeton Global Macro ESG-Index (TGM-ESGI), that leverages third party index data to score each country in the index's investment universe on certain ESG related indicators that the investment manager believes may have an impact on macroeconomic conditions in a country. The investment manager gleans information from the results of this ESG scoring methodology for the purpose of analyzing the potential economic and investment performance of a sovereign bond or other investment that provides exposure to sovereign debt. While the investment manager integrates the information alongside other components of its research, it does not use the TGM-ESGI as a screen or exclusionary metric with respect to its portfolio decisions for the Fund. As a result, the investment manager may invest in certain countries whose practices may not be considered sustainable or may be contrary to the principles of ESG investment, because such practices may be outweighed by other factors that the investment manager considered relevant to its holistic analysis of the country. The Fund does not evaluate corporate or supra-national issuers for ESG-related criteria and, in certain circumstances, there may be times when not every issuer that provides exposure to sovereign debt is assessed for ESG factors and, when they are, not every ESG factor may be identified or evaluated.

The investment manager may consider selling a security when it believes the security has become fully valued due to either its price appreciation or changes in the issuer's fundamentals, or when the investment manager believes another security is a more attractive investment opportunity.

Exclusion of Investment Manager from Commodity Pool Operator Definition

With respect to the Fund, the investment manager has claimed an exclusion from the definition of "commodity pool operator" (CPO) under the Commodity Exchange Act (CEA) and the rules of the Commodity Futures Trading Commission (CFTC) and, therefore, is not subject to CFTC registration or regulation as a CPO. In addition, with respect to the Fund, the investment manager is relying upon a related exclusion from the definition of "commodity trading advisor" (CTA) under the CEA and the rules of the CFTC.

The terms of the CPO exclusion require the Fund, among other things, to adhere to certain limits on its investments in commodity futures, commodity options and swaps, which in turn include non-deliverable currency forward contracts, as further described in the Fund's Statement of Additional Information (SAI). Because the investment manager and the Fund intend to comply with the terms of the CPO exclusion, the Fund may, in the future, need to adjust its investment strategies, consistent with its investment goal, to limit its investments in these types of instruments. The Fund is not intended as a vehicle for trading in the commodity futures, commodity options, or swaps markets. The CFTC has neither reviewed nor approved the investment manager's

reliance on these exclusions, or the Fund, its investment strategies or this prospectus.

Temporary Investments

When the investment manager believes market or economic conditions are unfavorable for investors, the investment manager may invest up to 100% of the Fund's assets in a temporary defensive manner by holding all or a substantial portion of its assets in cash, cash equivalents or other high quality short-term investments. Temporary defensive investments generally may include short-term U.S. government securities, commercial paper, short-term bank time deposits, bankers' acceptances, repurchase agreements and money market fund shares (including shares of an affiliated money market fund). The investment manager also may invest in these types of securities or hold cash while looking for suitable investment opportunities, or to maintain liquidity or to segregate on the Fund's books in connection with its derivative strategies, such as forward currency contracts or currency or interest rate futures positions. In these circumstances, the Fund may be unable to achieve its investment goal.

Principal Risks

Foreign Securities (non-U.S.): Investing in foreign securities, including sovereign debt securities, typically involves more risks than investing in U.S. securities, including risks related to currency exchange rates and policies, country or government specific issues, less favorable trading practices or regulation and greater price volatility. Certain of these risks also may apply to securities of U.S. companies with significant foreign operations.

Currency exchange rates: Foreign securities may be issued and traded in foreign currencies. As a result, their market values in U.S. dollars may be affected by changes in exchange rates between such foreign currencies and the U.S. dollar, as well as between currencies of countries other than the U.S. For example, if the value of the U.S. dollar goes up compared to a foreign currency, an investment traded in that foreign currency will go down in value because it will be worth fewer U.S. dollars. The Fund accrues additional expenses when engaging in currency exchange transactions, and valuation of the Fund's foreign securities may be subject to greater risk because both the currency (relative to the U.S. dollar) and the security must be considered.

Currency management strategies: Currency management strategies may substantially change the Fund's exposure to currency exchange rates and could result in losses to the Fund if currencies do not perform as the investment manager expects. In addition, currency management strategies, to the extent that they reduce the Fund's exposure to currency risks, also reduce the Fund's ability to benefit from favorable changes in currency exchange rates. There is no assurance that the investment manager's use of currency management strategies will benefit the Fund or that

FUND DETAILS

they will be, or can be, used at appropriate times. Furthermore, there may not be perfect correlation between the amount of exposure to a particular currency and the amount of securities in the Fund's portfolio denominated in that currency. Investing in foreign currencies for purposes of gaining from projected changes in exchange rates, as opposed to hedging currency risks applicable to the Fund's holdings, further increases the Fund's exposure to foreign investment losses.

Political and economic developments: The political, economic and social policies or structures of some foreign countries may be less stable and more volatile than those in the United States. Investments in these countries may be subject to greater risks of internal and external conflicts, expropriation, nationalization of assets, foreign exchange controls (such as suspension of the ability to transfer currency from a given country), restrictions on removal of assets, political or social instability, military action or unrest, diplomatic developments, currency devaluations, foreign ownership limitations, and substantial, punitive or confiscatory tax increases. It is possible that a government may take over the assets or operations of a company or impose restrictions on the exchange or export of currency or other assets. Some countries also may have different legal systems that may make it difficult or expensive for the Fund to vote proxies, exercise shareholder rights, and pursue legal remedies with respect to its foreign investments. Diplomatic and political developments could affect the economies, industries, and securities and currency markets of the countries in which the Fund is invested. These developments include rapid and adverse political changes; social instability; regional conflicts; sanctions imposed by the United States, other nations or other governmental entities, including supranational entities; terrorism; and war. In addition, such developments could contribute to the devaluation of a country's currency, a downgrade in the credit ratings of issuers in such country, or a decline in the value and liquidity of securities of issuers in that country. An imposition of sanctions upon, or other government actions impacting, certain issuers in a country could result in (i) an immediate freeze of that issuer's securities, impairing the ability of the Fund to buy, sell, receive or deliver those securities or (ii) other limitations on the Fund's ability to invest or hold such securities. These factors would affect the value of the Fund's investments and are extremely difficult, if not impossible, to predict and take into account with respect to the Fund's investments.

Sovereign debt securities: Sovereign debt securities are subject to various risks in addition to those relating to debt securities and foreign securities generally, including, but not limited to, the risk that a governmental entity may be unwilling or unable to pay interest and repay principal on its sovereign debt, or otherwise meet its obligations when due because of cash flow problems, insufficient foreign reserves, the relative size of the debt service burden to the economy as a whole, the government's policy towards principal international lenders such as the International Monetary Fund, or the political considerations to which the government

may be subject. Sovereign debtors also may be dependent on expected disbursements from other foreign governments or multinational agencies and the country's access to, or balance of, trade. If a sovereign debtor defaults (or threatens to default) on its sovereign debt obligations, the indebtedness may be restructured. Restructuring may include obtaining additional credit to finance outstanding obligations, reduction and rescheduling of payments of interest and principal, or negotiation of new or amended credit and security agreements. Unlike most corporate debt restructurings, the fees and expenses of financial and legal advisers to the creditors in connection with a restructuring may be borne by the holders of the sovereign debt securities instead of the sovereign entity itself. Some sovereign debtors have in the past been able to restructure their debt payments without the approval of some or all debt holders or to declare moratoria on payments, and similar occurrences may happen in the future.

In the event of a default on sovereign debt, the Fund may have limited legal recourse against the defaulting government entity. As a sovereign entity, the issuing government may be immune from lawsuits in the event of its failure or refusal to pay the obligations when due, and any rights the Fund may have may be restricted pursuant to the terms of applicable treaties with such sovereign entity. If a sovereign entity defaults, it may request additional time in which to pay or for further loans. There may be no legal process for collecting principal or interest payments on sovereign debt that a government does not pay or such legal process may be relatively more expensive, nor are there bankruptcy proceedings by which the Fund may collect in whole or in part on debt issued by a sovereign entity. In certain cases, remedies must be pursued in the courts located in the country of the defaulting sovereign entity itself, which may further limit the Fund's ability to obtain recourse.

Trading practices: Brokerage commissions, withholding taxes, custodial fees, and other fees generally are higher in foreign markets. The policies and procedures followed by foreign stock exchanges, currency markets, trading systems and brokers may differ from those applicable in the United States, with possibly negative consequences to the Fund. The procedures and rules governing foreign trading, settlement and custody (holding of the Fund's assets) also may result in losses or delays in payment, delivery or recovery of money or other property. Foreign government supervision and regulation of foreign securities and currency markets and trading systems may be less than or different from government supervision in the United States, and may increase the Fund's regulatory and compliance burden and/or decrease the Fund's investor rights and protections.

Availability of information: Foreign issuers may not be subject to the same disclosure, accounting, auditing and financial reporting standards and practices as U.S. issuers. Thus, there may be less information publicly available about foreign issuers than about most U.S. issuers. In addition, information provided by foreign issuers may be less timely or less reliable than information provided by U.S. issuers.

Limited markets: Certain foreign securities may be less liquid (harder to sell) and their prices may be more volatile than many U.S. securities. Illiquidity tends to be greater, and valuation of the Fund's foreign securities may be more difficult, due to the infrequent trading and/or delayed reporting of quotes and sales.

Regional: Adverse conditions in a certain region or country can adversely affect securities of issuers in other countries whose economies appear to be unrelated. To the extent that the Fund invests a significant portion of its assets in a specific geographic region or a particular country, the Fund will generally have more exposure to the risks affecting that specific geographic region or country. In the event of economic or political turmoil or a deterioration of diplomatic relations in a region or country where a substantial portion of the Fund's assets are invested, the Fund may experience substantial illiquidity or reduction in the value of the Fund's investments.

Developing market countries: The Fund's investments in securities of issuers in developing market countries are subject to all of the risks of foreign investing generally, and have additional heightened risks due to a lack of established legal, political, business and social frameworks to support securities markets. Some of the additional significant risks include:

- less social, political and economic stability;
- a higher possibility of the devaluation of a country's currency, a downgrade in the credit ratings of issuers in such country, or a decline in the value and liquidity of securities of issuers in that country if the United States, other nations or other governmental entities (including supranational entities) impose sanctions on issuers that limit or restrict foreign investment, the movement of assets or other economic activity in the country due to political, military or regional conflicts or due to terrorism or war;
- smaller securities markets with low or non-existent trading volume and greater illiquidity and price volatility;
- more restrictive national policies on foreign investment, including restrictions on investment in issuers or industries deemed sensitive to national interests;
- less transparent and established taxation policies;
- less developed regulatory or legal structures governing private and foreign investment or allowing for judicial redress for injury to private property, such as bankruptcy;
- less familiarity with a capital market structure or market-oriented economy and more widespread corruption and fraud;
- less financial sophistication, creditworthiness and/or resources possessed by, and less government regulation of, the financial institutions and issuers with which the Fund transacts;

- less government supervision and regulation of business and industry practices, stock exchanges, brokers and listed companies than in the U.S.;
- greater concentration in a few industries resulting in greater vulnerability to regional and global trade conditions;
- higher rates of inflation and more rapid and extreme fluctuations in inflation rates;
- greater sensitivity to interest rate changes (for example, a higher interest rate environment can make it more difficult for developing market governments to service their existing debt);
- increased volatility in currency exchange rates and potential for currency devaluations and/or currency controls;
- greater debt burdens relative to the size of the economy;
- more delays in settling portfolio transactions and heightened risk of loss from share registration and custody practices; and
- less assurance that when favorable economic developments occur, they will not be slowed or reversed by unanticipated economic, political or social events in such countries.

Because of the above factors, the Fund's investments in developing market countries may be subject to greater price volatility and illiquidity than investments in developed markets.

Market: The market values of securities or other investments owned by the Fund will go up or down, sometimes rapidly or unpredictably. The Fund's investments may decline in value due to factors affecting individual issuers (such as the results of supply and demand), or sectors within the securities markets. The value of a security or other investment also may go up or down due to general market conditions that are not specifically related to a particular issuer, such as real or perceived adverse economic conditions, changes in interest rates or exchange rates, or adverse investor sentiment generally. Furthermore, events involving limited liquidity, defaults, non-performance or other adverse developments that affect one industry, such as the financial services industry, or concerns or rumors about any events of these kinds, have in the past and may in the future lead to market-wide liquidity problems, may spread to other industries, and could negatively affect the value and liquidity of the Fund's investments. In addition, unexpected events and their aftermaths, such as the spread of diseases; natural, environmental or man-made disasters; financial, political or social disruptions; terrorism and war; and other tragedies or catastrophes, can cause investor fear and panic, which can adversely affect the economies of many companies, sectors, nations, regions and the market in general, in ways that cannot necessarily be foreseen. During a general downturn in the securities markets, multiple asset classes may decline in value. When markets perform well, there can be no assurance that securities or other

FUND DETAILS

investments held by the Fund will participate in or otherwise benefit from the advance.

The long-term impact of the COVID-19 pandemic and its subsequent variants on economies, markets, industries and individual issuers is not known. The U.S. government and the Federal Reserve, as well as certain foreign governments and central banks, took extraordinary actions to support local and global economies and the financial markets in response to the COVID-19 pandemic. This and other government intervention into the economy and financial markets have resulted in a large expansion of government deficits and debt, the long-term consequences of which are not known.

The United States and various countries are currently involved in disputes over trade and other matters, which may result in tariffs, investment restrictions and other adverse impacts on affected companies and securities. Trade disputes may adversely affect the economies of the United States and its trading partners, as well as companies directly or indirectly affected and financial markets generally. For example, the United States has imposed tariffs and other trade barriers on Chinese exports, has restricted sales of certain categories of goods to China, and has established barriers to investments in China. The United States government has prohibited U.S. persons from investing in Chinese companies designated as related to the Chinese military. These and possible future restrictions could limit the Fund's opportunities for investment and require the sale of securities at a loss or make them illiquid. Moreover, the Chinese government is involved in a longstanding dispute with Taiwan that has included threats of invasion. If the political climate between the United States and China does not improve or continues to deteriorate, if China were to attempt unification of Taiwan by force, or if other geopolitical conflicts develop or get worse, economies, markets and individual securities may be severely affected both regionally and globally, and the value of the Fund's assets may go down.

Interest Rate: Interest rate changes can be sudden and unpredictable, and are influenced by a number of factors, including government policy, monetary policy, inflation expectations, perceptions of risk, and supply of and demand for bonds. Changes in government or central bank policy, including changes in tax policy or changes in a central bank's implementation of specific policy goals, may have a substantial impact on interest rates. There can be no guarantee that any particular government or central bank policy will be continued, discontinued or changed, nor that any such policy will have the desired effect on interest rates. Debt securities generally tend to lose market value when interest rates rise and increase in value when interest rates fall. A rise in interest rates also has the potential to cause investors to rapidly sell fixed income securities. A substantial increase in interest rates may also have an adverse impact on the liquidity of a debt security, especially those with longer maturities or durations. Securities with longer maturities or durations or lower coupons or that make little

(or no) interest payments before maturity tend to be more sensitive to interest rate changes.

Credit: The Fund could lose money on a debt security if the issuer or borrower is unable or fails to meet its obligations, including failing to make interest payments and/or to repay principal when due. Changes in an issuer's financial strength, the market's perception of the issuer's financial strength or an issuer's or security's credit rating, which reflects a third party's assessment of the credit risk presented by a particular issuer or security, may affect debt securities' values. The Fund may incur substantial losses on debt securities that are inaccurately perceived to present a different amount of credit risk by the market, the investment manager or the rating agencies than such securities actually do.

Portfolio Turnover: Active and frequent trading may increase a shareholder's tax liability and the Fund's transaction costs, which could detract from Fund performance.

Derivative Instruments: The performance of derivative instruments depends largely on the performance of an underlying instrument, such as a currency, security, interest rate or index, and such instruments often have risks similar to the underlying instrument, in addition to other risks. Derivative instruments involve costs and can create economic leverage in the Fund's portfolio, which may result in significant volatility and cause the Fund to participate in losses (as well as gains) in an amount that significantly exceeds the Fund's initial investment. Other risks include illiquidity, mispricing or improper valuation of the derivative instrument, and imperfect correlation between the value of the derivative and the underlying instrument so that the Fund may not realize the intended benefits. Their successful use will usually depend on the investment manager's ability to accurately forecast movements in the market relating to the underlying instrument. Should a market or markets, or prices of particular classes of investments, move in an unexpected manner, especially in unusual or extreme market conditions, the Fund may not realize the anticipated benefits of the transaction, and it may realize losses, which could be significant. If the investment manager is not successful in using such derivative instruments, the Fund's performance may be worse than if the investment manager did not use such derivative instruments at all. When a derivative is used for hedging, the change in value of the derivative instrument also may not correlate specifically with the currency, security, interest rate index or other risk being hedged. There is also the risk, especially under extreme market conditions, that an instrument, which usually would operate as a hedge, provides no hedging benefits at all.

Use of these instruments could also result in a loss if the counterparty to the transaction does not perform as promised, including because of such counterparty's bankruptcy or insolvency. This risk is heightened with respect to over-the-counter (OTC) instruments, such as certain swap agreements and may be greater during volatile market conditions. Other risks include the inability to close

out a position because the trading market becomes illiquid (particularly in the OTC markets) or the availability of counterparties becomes limited for a period of time. In addition, the presence of speculators in a particular market could lead to price distortions. To the extent that the Fund is unable to close out a position because of market illiquidity, the Fund may not be able to prevent further losses of value in its derivatives holdings and the Fund's liquidity may be impaired. Some derivatives can be particularly sensitive to changes in interest rates or other market prices. Investors should bear in mind that, while the Fund intends to use derivative strategies on a regular basis, it is not obligated to actively engage in these transactions, generally or in any particular kind of derivative, if the investment manager elects not to do so due to availability, cost or other factors.

Many swaps currently are, and others eventually are expected to be, required to be cleared through a central counterparty. Central clearing is designed to reduce counterparty credit risk and increase liquidity compared to OTC swaps, but it does not eliminate those risks completely. With cleared swaps, there is also a risk of loss by the Fund of its initial and variation margin deposits in the event of bankruptcy of the futures commission merchant (FCM) with which the Fund has an open position, or the central counterparty in a swap contract. With cleared swaps, the Fund may not be able to obtain as favorable terms as it would be able to negotiate for a bilateral, uncleared swap. In addition, an FCM may unilaterally amend the terms of its agreement with the Fund, which may include the imposition of position limits or additional margin requirements with respect to the Fund's investment in certain types of swaps. The regulation of cleared and uncleared swaps, as well as other derivatives, is a rapidly changing area of law and is subject to modification by government and judicial action. In addition, the SEC, Commodity Futures Trading Commission (CFTC) and the exchanges are authorized to take extraordinary actions in the event of a market emergency. It is not possible to predict fully the effects of current or future regulation.

The use of derivative strategies may also have a tax impact on the Fund. The timing and character of income, gains or losses from these strategies could impair the ability of the investment manager to use derivatives when it wishes to do so.

Liquidity: Liquidity risk exists when the markets for particular securities or types of securities or other investments are or become relatively illiquid so that the Fund is unable, or it becomes more difficult for the Fund, to sell the security or other investment at the price at which the Fund has valued the security. Illiquidity may result from political, economic or issuer specific events; supply/demand imbalances; changes in a specific market's size or structure, including the number of participants; or overall market disruptions. Securities or other investments with reduced liquidity or that become illiquid may involve greater risk than securities with more liquid markets. Market prices or quotations for illiquid securities may be volatile, and there may be large spreads between bid and ask prices. Reduced

liquidity may have an adverse impact on market price and the Fund's ability to sell particular securities when necessary to meet the Fund's liquidity needs, which may arise or increase in response to a specific economic event or because the investment manager wishes to purchase particular investments or believes that a higher level of liquidity would be advantageous. An investment may become illiquid if the Fund and its affiliates receive material non-public information about the issuer or the investment. To the extent that the Fund and its affiliates hold a significant portion of an issuer's outstanding securities, the Fund may be subject to greater liquidity risk than if the issuer's securities were more widely held.

Income: The Fund's distributions to shareholders may decline when prevailing interest rates fall, when the Fund experiences defaults on debt securities it holds or when the Fund realizes a loss upon the sale of a debt security. The Fund's income generally declines during periods of falling benchmark interest rates because the Fund must reinvest the proceeds it receives from existing investments (upon their maturity, prepayment, amortization, sale, call, or buy-back) at a lower rate of interest or return.

Cash Position: To the extent that the Fund holds a large position in cash/cash equivalents (including money market funds) the Fund may lose opportunities to participate in market appreciation and may have lower returns than if the Fund made other investments. In such circumstances, the Fund may not achieve its investment goal.

Non-Diversification: A "non-diversified" fund generally invests a greater portion of its assets in the securities of one or more issuers and invests overall in a smaller number of issuers than a diversified fund. The Fund may be more sensitive to a single economic, business, political, regulatory or other occurrence than a more diversified fund might be, which may negatively impact the Fund's performance and result in greater fluctuation in the value of the Fund's shares and a greater risk of loss.

Focus: To the extent that the Fund focuses on particular countries, regions, industries, sectors or types of investments from time to time, the Fund may be subject to greater risks of adverse developments in such areas of focus than a fund that invests in a wider variety of countries, regions, industries, sectors or investments.

Unrated Debt Securities: Unrated debt securities determined by the investment manager to be of comparable credit quality to rated securities which the Fund may purchase may pay a higher interest rate than such rated debt securities and be subject to a greater risk of illiquidity or price changes. Less public information and independent credit analysis are typically available about unrated securities or issuers, and therefore they may be subject to greater risk of default.

Debt Securities Ratings: The use of credit ratings in evaluating debt securities can involve certain risks, including the risk that the credit rating may not reflect the issuer's current financial condition or events since the security was

FUND DETAILS

last rated by a rating agency. Credit ratings may be influenced by conflicts of interest or based on historical data that no longer apply or that are no longer accurate.

Inflation-Indexed Securities: Inflation-indexed securities have a tendency to react to changes in real interest rates. Real interest rates represent nominal (stated) interest rates lowered by the anticipated effect of inflation. In general, the price of an inflation-indexed security decreases when real interest rates increase, and increases when real interest rates decrease. Interest payments on inflation-indexed securities will fluctuate as the principal and/or interest is adjusted for inflation and can be unpredictable. Any increase in the principal amount of an inflation-protected debt security will be considered taxable ordinary income, even though investors, such as the Fund, do not receive their principal until maturity.

High-Yield Debt Instruments: High-yield debt instruments (including loans) and unrated instruments of similar credit quality (high-yield debt instruments or junk bonds) involve greater risk of a complete loss of the Fund's investment, or delays of interest and principal payments, than higher-quality debt instruments or loans. Issuers of high-yield debt instruments are not as strong financially as those issuing securities of higher credit quality. High-yield debt instruments are generally considered predominantly speculative by the applicable rating agencies as these issuers are more likely to encounter financial difficulties because they may be more highly leveraged, or because of other considerations. In addition, high yield debt instruments generally are more vulnerable to changes in the relevant economy, such as a recession or a sustained period of rising interest rates, that could affect their ability to make interest and principal payments when due. If an issuer stops making interest and/or principal payments, payments on the securities may never resume. These instruments may be worthless and the Fund could lose its entire investment.

The prices of high-yield debt instruments generally fluctuate more than higher-quality securities. Prices are especially sensitive to developments affecting the issuer's business or operations and to changes in the ratings assigned by rating agencies. In addition, the entire high-yield debt market can experience sudden and sharp price swings due to changes in economic conditions, stock market activity, large sustained sales by major investors, a high-profile default, or other factors. Prices of corporate high-yield debt instruments often are closely linked with the company's stock prices and typically rise and fall in response to factors that affect stock prices.

High-yield debt instruments are generally less liquid than higher-quality securities. Many of these instruments are not registered for sale under the federal securities laws and/or do not trade frequently. When they do trade, their prices may be significantly higher or lower than expected. At times, it may be difficult to sell these securities promptly at an acceptable price, which may limit the Fund's ability to sell securities in response to specific economic events or to meet redemption requests. As a result, certain high-yield

debt instruments generally pose greater illiquidity and valuation risks.

Substantial declines in the prices of high-yield debt instruments can dramatically increase the yield of such instruments. The decline in market prices generally reflects an expectation that the issuer(s) may be at greater risk of defaulting on the obligation to pay interest and principal when due. Therefore, substantial increases in yield may reflect a greater risk by the Fund of losing some or part of its investment rather than reflecting any increase in income from the higher yield that the debt instrument may pay to the Fund on its investment.

Management: The Fund is actively managed and could experience losses (realized and unrealized) if the investment manager's judgment about markets, interest rates or the attractiveness, relative values, liquidity, or potential appreciation of particular investments made for the Fund's portfolio prove to be incorrect. The Fund could also experience losses if there are imperfections, errors or limitations in the models, tools, and data used by the investment manager or if the investment manager's techniques or investment decisions do not produce the desired results. Additionally, legislative, regulatory, or tax developments may affect the investment techniques available to the investment manager in connection with managing the Fund and may also adversely affect the ability of the Fund to achieve its investment goal.

ESG Considerations: ESG considerations are one of a number of factors that the investment manager examines when considering investments for the Fund's portfolio. In light of this, the issuers in which the Fund invests may not be considered ESG-focused issuers and may have lower or adverse ESG assessments. Consideration of ESG factors may affect the Fund's exposure to certain issuers or industries and may not work as intended. In addition, ESG considerations assessed as part of the Fund's investment process may vary across types of eligible investments and issuers. In certain circumstances, there may be times when not every investment is assessed for ESG factors and, when they are, not every ESG factor may be identified or evaluated. The investment manager's assessment of an issuer's ESG factors is subjective and will likely differ from that of investors, third party service providers (e.g., ratings providers) and other funds. As a result, securities selected by the investment manager may not reflect the beliefs and values of any particular investor. The investment manager also may be dependent on the availability of timely, complete and accurate ESG data reported by issuers and/or third-party research providers, the timeliness, completeness and accuracy of which is out of the investment manager's control. ESG factors are often not uniformly measured or defined, which could impact the investment manager's ability to assess an issuer. While the investment manager views ESG considerations as having the potential to contribute to the Fund's long-term performance, there is no guarantee that such results will be achieved.

Cybersecurity: Cybersecurity incidents, both intentional and unintentional, may allow an unauthorized party to gain access to Fund assets, Fund or customer data (including private shareholder information), or proprietary information, cause the Fund, the investment manager, and/or their service providers (including, but not limited to, Fund accountants, custodians, sub-custodians, transfer agents and financial intermediaries) to suffer data breaches, data corruption or loss of operational functionality or prevent Fund investors from purchasing, redeeming or exchanging shares or receiving distributions. The investment manager has limited ability to prevent or mitigate cybersecurity incidents affecting third party service providers, and such third party service providers may have limited indemnification obligations to the Fund or the investment manager. Cybersecurity incidents may result in financial losses to the Fund and its shareholders, and substantial costs may be incurred in an effort to prevent or mitigate future cybersecurity incidents. Issuers of securities in which the Fund invests are also subject to cybersecurity risks, and the value of these securities could decline if the issuers experience cybersecurity incidents.

Because technology is frequently changing, new ways to carry out cyber attacks are always developing. Therefore, there is a chance that some risks have not been identified or prepared for, or that an attack may not be detected, which puts limitations on the Fund's ability to plan for or respond to a cyber attack. Like other funds and business enterprises, the Fund, the investment manager, and their service providers are subject to the risk of cyber incidents occurring from time to time.

More detailed information about the Fund and its policies and risks can be found in the Fund's Statement of Additional Information (SAI).

A description of the Fund's policies and procedures regarding the release of portfolio holdings information is also available in the Fund's SAI. Portfolio holdings information can be viewed online at www.franklintempleton.com.

Management

Franklin Advisers, Inc. (Advisers), One Franklin Parkway, San Mateo, California 94403-1906, is the Fund's investment manager.

The Fund is managed by a team of dedicated professionals focused on investments of bonds issued by government and government agencies around the world. The portfolio managers of the Fund are as follows:

Michael Hasenstab, Ph.D. Executive Vice President of Advisers

Dr. Hasenstab has been a lead portfolio manager of the Fund since 2001. He has primary responsibility for the investments of the Fund. Dr. Hasenstab has final authority over all aspects of the Fund's investment portfolio, including but not limited to, purchases and sales of individual

securities, portfolio risk assessment, and the management of daily cash balances in accordance with anticipated investment management requirements. The degree to which he may perform these functions, and the nature of these functions, may change from time to time. Dr. Hasenstab first joined Franklin Templeton in 1995, rejoining again in 2001 after a three-year leave to obtain his Ph.D.

Calvin Ho, Ph.D. Senior Vice President of Advisers

Dr. Ho has been a portfolio manager of the Fund since 2018, providing research and advice on the purchases and sales of individual securities and portfolio risk assessment. He joined Franklin Templeton in 2005.

The Fund's SAI provides additional information about portfolio manager compensation, other accounts that they manage and their ownership of Fund shares.

The Fund pays Advisers a fee for managing the Fund's assets.

Advisers has agreed to reduce its fees to reflect reduced services resulting from the Fund's investments in Franklin Templeton affiliated funds.

For the fiscal year ended December 31, 2024, the Fund paid Advisers an effective management fee of 0.44% of the Fund's average net assets for investment management services.

A discussion regarding the basis for the board of trustees' approval of the Fund's investment management agreement is available in the Fund's report on Form N-CSR for the period ended June 30, 2024.

Manager of Managers Structure

The investment manager and the Trust have received an exemptive order from the SEC that allows the Fund to operate in a "manager of managers" structure whereby the investment manager can appoint and replace both wholly-owned and unaffiliated sub-advisors, and enter into, amend and terminate sub-advisory agreements with such sub-advisors, each subject to board approval but without obtaining prior shareholder approval (Manager of Managers Structure). The Fund will, however, inform shareholders of the hiring of any new sub-advisor within 90 days after the hiring. The SEC exemptive order provides the Fund with greater flexibility and efficiency and alleviates the need for the Fund to incur the expense and delays associated with obtaining shareholder approval of such sub-advisory agreements.

The use of the Manager of Managers Structure with respect to the Fund is subject to certain conditions that are set forth in the SEC exemptive order. Under the Manager of Managers Structure, the investment manager has the ultimate responsibility, subject to oversight by the Fund's board of trustees, to oversee sub-advisors and recommend their hiring, termination and replacement. The investment manager will also, subject to the review and approval of the Fund's board of trustees: set the Fund's overall investment strategy; evaluate, select and recommend sub-advisors to

FUND DETAILS

manage all or a portion of the Fund's assets; and implement procedures reasonably designed to ensure that each sub-advisor complies with the Fund's investment goal, policies and restrictions. Subject to review by the Fund's board of trustees, the investment manager will allocate and, when appropriate, reallocate the Fund's assets among sub-advisors and monitor and evaluate the sub-advisors' performance.

Financial Highlights

This table presents the financial performance of Fund shares for the past five years or since inception. The table shows certain information on a single Fund share basis (per share performance). It also shows some key Fund statistics, such as total return (past performance) and expense ratios. Total return represents the annual change in value of a share assuming reinvestment of dividends and capital gains. This information has been audited by PricewaterhouseCoopers LLP, an independent registered public accounting firm, whose report, along with the Fund's financial statements, are available on the Fund's website and are included in the Form N-CSR filed with the SEC covering the period ended December 31, 2024, which is available upon request.

FUND DETAILS

Templeton Global Bond VIP Fund - Class 1

	Year Ended December 31,				
	2024	2023	2022	2021	2020
Per share operating performance (for a share outstanding throughout the year)					
Net asset value, beginning of year	\$13.57	\$13.15	\$13.82	\$14.49	\$16.63
Income from investment operations ^a :					
Net investment income ^b	0.67	0.51	0.47	0.48	0.52
Net realized and unrealized gains (losses)	(2.18)	(0.09)	(1.14)	(1.15)	(1.31)
Total from investment operations	(1.51)	0.42	(0.67)	(0.67)	(0.79)
Less distributions from:					
Net investment income and net foreign currency gains	—	—	—	—	(1.35)
Tax return of capital	—	—	—	—	(—) ^c
Total distributions	—	—	—	—	(1.35)
Net asset value, end of year	\$12.06	\$13.57	\$13.15	\$13.82	\$14.49
Total return ^d	(11.13)%	3.19%	(4.85)%	(4.62)%	(4.73)%
Ratios to average net assets					
Expenses before waiver and payments by affiliates and expense reduction	0.50%	0.50%	0.50%	0.51%	0.51%
Expenses net of waiver and payments by affiliates	0.48%	0.48%	0.48%	0.50%	0.46%
Expenses net of waiver and payments by affiliates and expense reduction	0.48%	0.44%	0.48% ^e	0.50% ^e	0.45%
Net investment income	5.22%	3.94%	3.56%	3.42%	3.43%
Supplemental data					
Net assets, end of year (000's)	\$154,393	\$162,098	\$153,423	\$204,318	\$224,704
Portfolio turnover rate	37.96%	106.76%	14.78%	27.65%	52.84%

a. The amount shown for a share outstanding throughout the period may not correlate with the Statement of Operations in the annual report in the annual report for the period due to the timing of sales and repurchases of the Fund's shares in relation to income earned and/or fluctuating fair value of the investments of the Fund.

b. Based on average daily shares outstanding.

c. Amount rounds to less than \$0.01 per share.

d. Total return does not include fees, charges or expenses imposed by the variable annuity and life insurance contracts for which Franklin Templeton Variable Insurance Products Trust serves as an underlying investment vehicle.

e. Benefit of expense reduction rounds to less than 0.01%.

Templeton Global Bond VIP Fund - Class 2

	Year Ended December 31,				
	2024	2023	2022	2021	2020
Per share operating performance (for a share outstanding throughout the year)					
Net asset value, beginning of year	\$12.84	\$12.47	\$13.13	\$13.82	\$15.91
Income from investment operations ^a :					
Net investment income ^b	0.60	0.45	0.41	0.43	0.46
Net realized and unrealized gains (losses)	(2.06)	(0.08)	(1.07)	(1.12)	(1.24)
Total from investment operations	(1.46)	0.37	(0.66)	(0.69)	(0.78)
Less distributions from:					
Net investment income and net foreign currency gains	—	—	—	—	(1.31)
Tax return of capital	—	—	—	—	(—) ^c
Total distributions	—	—	—	—	(1.31)
Net asset value, end of year	\$11.38	\$12.84	\$12.47	\$13.13	\$13.82
Total return ^d	(11.37)%	2.88%	(4.95)%	(4.99)%	(4.92)%
Ratios to average net assets					
Expenses before waiver and payments by affiliates and expense reduction	0.75%	0.75%	0.75%	0.76%	0.75%
Expenses net of waiver and payments by affiliates	0.73%	0.73%	0.73%	0.75%	0.71%
Expenses net of waiver and payments by affiliates and expense reduction	0.73%	0.69%	0.73% ^e	0.75% ^e	0.70%
Net investment income	4.96%	3.66%	3.31%	3.17%	3.16%
Supplemental data					
Net assets, end of year (000's)	\$1,167,095	\$1,404,468	\$1,527,997	\$1,859,619	\$2,022,487
Portfolio turnover rate	37.96%	106.76%	14.78%	27.65%	52.84%

a. The amount shown for a share outstanding throughout the period may not correlate with the Statement of Operations in the annual report in the annual report for the period due to the timing of sales and repurchases of the Fund's shares in relation to income earned and/or fluctuating fair value of the investments of the Fund.

b. Based on average daily shares outstanding.

c. Amount rounds to less than \$0.01 per share.

d. Total return does not include fees, charges or expenses imposed by the variable annuity and life insurance contracts for which Franklin Templeton Variable Insurance Products Trust serves as an underlying investment vehicle.

e. Benefit of expense reduction rounds to less than 0.01%.

FUND DETAILS

Templeton Global Bond VIP Fund - Class 4

	Year Ended December 31,				
	2024	2023	2022	2021	2020
Per share operating performance (for a share outstanding throughout the year)					
Net asset value, beginning of year	\$13.13	\$12.77	\$13.46	\$14.17	\$16.27
Income from investment operations ^a :					
Net investment income ^b	0.61	0.45	0.41	0.42	0.46
Net realized and unrealized gains (losses)	(2.11)	(0.09)	(1.10)	(1.13)	(1.27)
Total from investment operations	(1.50)	0.36	(0.69)	(0.71)	(0.81)
Less distributions from:					
Net investment income and net foreign currency gains	—	—	—	—	(1.29)
Tax return of capital	—	—	—	—	(—) ^c
Total distributions	—	—	—	—	(1.29)
Net asset value, end of year	\$11.63	\$13.13	\$12.77	\$13.46	\$14.17
Total return ^d	(11.42)%	2.82%	(5.13)%	(5.01)%	(5.00)%
Ratios to average net assets					
Expenses before waiver and payments by affiliates and expense reduction	0.85%	0.85%	0.85%	0.86%	0.85%
Expenses net of waiver and payments by affiliates	0.83%	0.83%	0.83%	0.85%	0.81%
Expenses net of waiver and payments by affiliates and expense reduction	0.83%	0.79%	0.83% ^e	0.85% ^e	0.80%
Net investment income	4.86%	3.56%	3.21%	3.07%	3.06%
Supplemental data					
Net assets, end of year (000's)	\$43,727	\$51,317	\$55,577	\$71,454	\$76,771
Portfolio turnover rate	37.96%	106.76%	14.78%	27.65%	52.84%

a. The amount shown for a share outstanding throughout the period may not correlate with the Statement of Operations in the annual report in the annual report for the period due to the timing of sales and repurchases of the Fund's shares in relation to income earned and/or fluctuating fair value of the investments of the Fund.

b. Based on average daily shares outstanding.

c. Amount rounds to less than \$0.01 per share.

d. Total return does not include fees, charges or expenses imposed by the variable annuity and life insurance contracts for which Franklin Templeton Variable Insurance Products Trust serves as an underlying investment vehicle.

e. Benefit of expense reduction rounds to less than 0.01%.

TEMPLETON GROWTH VIP FUND

Investment Goal

The Fund's investment goal is long-term capital growth.

Principal Investment Policies and Practices

Under normal market conditions, the Fund invests predominantly in the equity securities of companies located anywhere in the world, including developing markets. Developing market countries are currently those considered to be emerging or developing by the United Nations or the countries' authorities or by S&P Dow Jones, Morgan Stanley Capital International or Russell index providers. The Fund considers frontier markets to be a subset of developing markets. These countries typically are located in the Asia-Pacific region, Eastern Europe, Central and South America, the Middle East and Africa. The equity securities in which the Fund primarily invests are common stock.

An equity security represents a proportionate share of the ownership of a company; its value is based on the success or failure of the company's business, any income paid to stockholders, the value of its assets and general market conditions. Common stocks and preferred stocks, and securities convertible into common stocks, are examples of equity securities. The Fund may invest in companies of any size, including small and mid capitalization companies. The Fund also invests in depositary receipts. These are certificates typically issued by a bank or trust company that give their holders the right to receive securities issued by a foreign or domestic company.

Although the Fund seeks investments across a number of countries and sectors, from time to time, based on economic conditions, the Fund may have substantial investments in particular countries or regions, such as Europe, or sectors such as healthcare, consumer discretionary, financial services and industrials.

In addition to the principal investment strategies set forth above, the Fund may, from time to time, engage in currency-related derivatives, such as currency and cross-currency forwards and currency futures contracts, to seek to hedge (protect) against currency risks. The Fund also may, from time to time, engage in equity-related derivatives, which may include buying and selling (writing) put and call options on individual securities (including ETFs) and indices, and engaging in equity futures and equity index futures, for various purposes including enhancing Fund returns, increasing liquidity, gaining exposure to individual securities and particular markets in more efficient or less expensive ways, generating additional income for the Fund and/or hedging risks relating to changes in certain equity markets.

A currency forward contract is an obligation to purchase or sell a specific foreign currency in exchange for another currency, which may be U.S. dollars, at an agreed exchange rate (price) at a future date. Currency forwards are typically individually negotiated and privately traded by currency traders and their customers in the interbank market. A cross currency forward is a forward contract to sell a specific foreign currency in exchange for another foreign currency and may be used when the Fund believes that the price of one of those foreign currencies will experience a substantial movement against the other foreign currency. A currency forward will tend to reduce or eliminate exposure to the currency that is sold, and increase exposure to the currency that is purchased, similar to when the Fund sells a security denominated in one currency and purchases a security denominated in another currency. When used for hedging purposes, a currency forward should help protect the Fund against losses resulting from a decline in the hedged currency, but will cause the Fund to assume the risk of fluctuations in the value of the currency it purchases.

A futures contract is a standard binding agreement that trades on an exchange to buy or sell a specified quantity of an underlying instrument or asset at a specified price at a specified later date. A "sale" of a futures contract means the acquisition of a contractual obligation to deliver the underlying instrument called for by the contract at a specified price on a specified date. A "purchase" of a futures contract means the acquisition of a contractual obligation to acquire a specified quantity of the underlying instrument called for by the contract at a specified price on a specified date. The purchase or sale of a futures contract will allow the Fund to increase or decrease its exposure to the underlying instrument or asset. Although most futures contracts used by the Fund allow for a cash payment of the net gain or loss on the contract at maturity in lieu of delivery of the underlying instruments, some require the actual delivery or acquisition of the underlying instrument or asset. The Fund may buy and sell futures contracts that trade on U.S. and foreign exchanges.

A call option gives the purchaser of the option, upon payment of a premium, the right to buy, and the seller the obligation to sell, the underlying instrument at the exercise price. Conversely, a put option gives the purchaser of the option, upon payment of a premium, the right to sell, and the seller of the option the obligation to buy, the underlying instrument at the exercise price. For example, when the investment manager expects the price of a stock held by the Fund to decline in value, the Fund may also purchase put options that are expected to increase in value as the market price of the stock declines to hedge against such anticipated decline in value. The investment manager considers various factors, such as availability and cost, in deciding whether, when and to what extent to enter into derivative transactions.

The Fund may invest in equity-linked notes (ELNs), which are hybrid derivative-type instruments that are specially designed to combine the characteristics of one or more reference securities (usually a single stock, a stock index or a basket of stocks (underlying securities)) and a related equity derivative, such as a put or call option, in a single note form. The Fund may engage in all types of ELNs, including those that: (1) provide for protection of the Fund's principal in exchange for limited participation in the appreciation of the underlying securities, and (2) do not provide for such protection and subject the Fund to the risk of loss of the Fund's principal investment. ELNs can provide the Fund with an efficient investment tool that may be less expensive than investing directly in the underlying securities and the related equity derivative.

Portfolio Selection

The Fund's investment goal is to seek long-term capital growth of the Fund's overall portfolio in accordance with the Fund's name. In pursuing the growth of the Fund's portfolio, the investment manager applies a "bottom-up," value-oriented, long-term approach, focusing on the market price of a company's securities relative to the investment manager's evaluation of the company's long-term earnings, asset value and cash flow potential. This includes an assessment by the investment manager of the potential impacts of material environmental, social and governance factors on the long-term risk and return profile of a company. The investment manager also considers a company's price/earnings ratio, price/cash flow ratio, profit margins and liquidation value. This approach results in a portfolio that includes both growth and value stocks and in stocks with characteristics of both.

The investment manager may consider selling an equity security when it believes the security has become overvalued due to either its price appreciation or changes in the company's fundamentals, or when the investment manager believes another security is a more attractive investment opportunity.

Alongside traditional financial and economic analyses, the investment manager assesses the potential impacts of material environmental, social and governance (ESG) factors on a company, which the investment manager believes provide a measure of the company's sustainability. In analyzing ESG factors, the investment manager assesses whether a company's practices pose a material financial risk or opportunity. Consideration of ESG factors and risks is only one component of the investment manager's assessment of eligible investments and may not be a determinative factor in the investment manager's final decision on whether to invest in a security. In addition, the weight given to ESG factors may vary across types of investments, industries, regions and issuers and ESG factors and weights considered may change over time. In certain circumstances, there may be times when not every investment is assessed for ESG factors and, when they are, not every ESG factor may be identified or evaluated.

Exclusion of Investment Manager from Commodity Pool Operator Definition

With respect to the Fund, the investment manager has claimed an exclusion from the definition of "commodity pool operator" (CPO) under the Commodity Exchange Act (CEA) and the rules of the Commodity Futures Trading Commission (CFTC) and, therefore, is not subject to CFTC registration or regulation as a CPO. In addition, with respect to the Fund, the investment manager is relying upon a related exclusion from the definition of "commodity trading advisor" (CTA) under the CEA and the rules of the CFTC.

The terms of the CPO exclusion require the Fund, among other things, to adhere to certain limits on its investments in commodity futures, commodity options and swaps, which in turn include non-deliverable currency forward contracts, as further described in the Fund's Statement of Additional Information (SAI). Because the investment manager and the Fund intend to comply with the terms of the CPO exclusion, the Fund may, in the future, need to adjust its investment strategies, consistent with its investment goal, to limit its investments in these types of instruments. The Fund is not intended as a vehicle for trading in the commodity futures, commodity options, or swaps markets. The CFTC has neither reviewed nor approved the investment manager's reliance on these exclusions, or the Fund, its investment strategies or this prospectus.

Temporary Investments

When the investment manager believes market or economic conditions are unfavorable for investors, the investment manager may invest up to 100% of the Fund's assets in a temporary defensive manner by holding all or a substantial portion of its assets in cash, cash equivalents or other high quality short-term investments. Temporary defensive investments generally may include U.S. government securities, bank time deposits denominated in the currency of any major nation, commercial paper and repurchase agreements. The investment manager also may invest in these types of securities or hold cash while looking for suitable investment opportunities or to maintain liquidity. In these circumstances, the Fund may be unable to achieve its investment goal.

Principal Risks

Market: The market values of securities or other investments owned by the Fund will go up or down, sometimes rapidly or unpredictably. The Fund's investments may decline in value due to factors affecting individual issuers (such as the results of supply and demand), or sectors within the securities markets. The value of a security or other investment also may go up or down due to general market conditions that are not specifically related to a particular issuer, such as real or perceived adverse economic conditions, changes in interest rates or exchange rates, or adverse investor sentiment generally. Furthermore,

events involving limited liquidity, defaults, non-performance or other adverse developments that affect one industry, such as the financial services industry, or concerns or rumors about any events of these kinds, have in the past and may in the future lead to market-wide liquidity problems, may spread to other industries, and could negatively affect the value and liquidity of the Fund's investments. In addition, unexpected events and their aftermaths, such as the spread of diseases; natural, environmental or man-made disasters; financial, political or social disruptions; terrorism and war; and other tragedies or catastrophes, can cause investor fear and panic, which can adversely affect the economies of many companies, sectors, nations, regions and the market in general, in ways that cannot necessarily be foreseen. During a general downturn in the securities markets, multiple asset classes may decline in value. When markets perform well, there can be no assurance that securities or other investments held by the Fund will participate in or otherwise benefit from the advance.

The long-term impact of the COVID-19 pandemic and its subsequent variants on economies, markets, industries and individual issuers is not known. The U.S. government and the Federal Reserve, as well as certain foreign governments and central banks, took extraordinary actions to support local and global economies and the financial markets in response to the COVID-19 pandemic. This and other government intervention into the economy and financial markets have resulted in a large expansion of government deficits and debt, the long-term consequences of which are not known.

The United States and various countries are currently involved in disputes over trade and other matters, which may result in tariffs, investment restrictions and other adverse impacts on affected companies and securities. Trade disputes may adversely affect the economies of the United States and its trading partners, as well as companies directly or indirectly affected and financial markets generally. For example, the United States has imposed tariffs and other trade barriers on Chinese exports, has restricted sales of certain categories of goods to China, and has established barriers to investments in China. The United States government has prohibited U.S. persons from investing in Chinese companies designated as related to the Chinese military. These and possible future restrictions could limit the Fund's opportunities for investment and require the sale of securities at a loss or make them illiquid. Moreover, the Chinese government is involved in a longstanding dispute with Taiwan that has included threats of invasion. If the political climate between the United States and China does not improve or continues to deteriorate, if China were to attempt unification of Taiwan by force, or if other geopolitical conflicts develop or get worse, economies, markets and individual securities may be severely affected both regionally and globally, and the value of the Fund's assets may go down.

Stock prices tend to go up and down more dramatically than those of debt securities. A slower-growth or recessionary

economic environment could have an adverse effect on the prices of the various stocks held by the Fund.

Foreign Securities (non-U.S.): Investing in foreign securities typically involves more risks than investing in U.S. securities, including risks related to currency exchange rates and policies, country or government specific issues, less favorable trading practices or regulation and greater price volatility. Certain of these risks also may apply to securities of U.S. companies with significant foreign operations.

Currency exchange rates: Foreign securities may be issued and traded in foreign currencies. As a result, their market values in U.S. dollars may be affected by changes in exchange rates between such foreign currencies and the U.S. dollar, as well as between currencies of countries other than the U.S. For example, if the value of the U.S. dollar goes up compared to a foreign currency, an investment traded in that foreign currency will go down in value because it will be worth fewer U.S. dollars. The Fund accrues additional expenses when engaging in currency exchange transactions, and valuation of the Fund's foreign securities may be subject to greater risk because both the currency (relative to the U.S. dollar) and the security must be considered.

Currency management strategies: Currency management strategies may substantially change the Fund's exposure to currency exchange rates and could result in losses to the Fund if currencies do not perform as the investment manager expects. In addition, currency management strategies, to the extent that they reduce the Fund's exposure to currency risks, also reduce the Fund's ability to benefit from favorable changes in currency exchange rates. There is no assurance that the investment manager's use of currency management strategies will benefit the Fund or that they will be, or can be, used at appropriate times. Furthermore, there may not be perfect correlation between the amount of exposure to a particular currency and the amount of securities in the Fund's portfolio denominated in that currency. Investing in foreign currencies for purposes of gaining from projected changes in exchange rates, as opposed to hedging currency risks applicable to the Fund's holdings, further increases the Fund's exposure to foreign investment losses.

Political and economic developments: The political, economic and social policies or structures of some foreign countries may be less stable and more volatile than those in the United States. Investments in these countries may be subject to greater risks of internal and external conflicts, expropriation, nationalization of assets, foreign exchange controls (such as suspension of the ability to transfer currency from a given country), restrictions on removal of assets, political or social instability, military action or unrest, diplomatic developments, currency devaluations, foreign ownership limitations, and substantial, punitive or confiscatory tax increases. It is possible that a government may take over the assets or operations of a company or impose restrictions on the exchange or export of currency or other assets. Some countries also may have different legal

FUND DETAILS

systems that may make it difficult or expensive for the Fund to vote proxies, exercise shareholder rights, and pursue legal remedies with respect to its foreign investments. Diplomatic and political developments could affect the economies, industries, and securities and currency markets of the countries in which the Fund is invested. These developments include rapid and adverse political changes; social instability; regional conflicts; sanctions imposed by the United States, other nations or other governmental entities, including supranational entities; terrorism; and war. In addition, such developments could contribute to the devaluation of a country's currency, a downgrade in the credit ratings of issuers in such country, or a decline in the value and liquidity of securities of issuers in that country. An imposition of sanctions upon, or other government actions impacting, certain issuers in a country could result in (i) an immediate freeze of that issuer's securities, impairing the ability of the Fund to buy, sell, receive or deliver those securities or (ii) other limitations on the Fund's ability to invest or hold such securities. These factors would affect the value of the Fund's investments and are extremely difficult, if not impossible, to predict and take into account with respect to the Fund's investments.

Trading practices: Brokerage commissions, withholding taxes, custodial fees, and other fees generally are higher in foreign markets. The policies and procedures followed by foreign stock exchanges, currency markets, trading systems and brokers may differ from those applicable in the United States, with possibly negative consequences to the Fund. The procedures and rules governing foreign trading, settlement and custody (holding of the Fund's assets) also may result in losses or delays in payment, delivery or recovery of money or other property. Foreign government supervision and regulation of foreign securities and currency markets and trading systems may be less than or different from government supervision in the United States, and may increase the Fund's regulatory and compliance burden and/or decrease the Fund's investor rights and protections.

Availability of information: Foreign issuers may not be subject to the same disclosure, accounting, auditing and financial reporting standards and practices as U.S. issuers. Thus, there may be less information publicly available about foreign issuers than about most U.S. issuers. In addition, information provided by foreign issuers may be less timely or less reliable than information provided by U.S. issuers.

Limited markets: Certain foreign securities may be less liquid (harder to sell) and their prices may be more volatile than many U.S. securities. Illiquidity tends to be greater, and valuation of the Fund's foreign securities may be more difficult, due to the infrequent trading and/or delayed reporting of quotes and sales.

Regional: Adverse conditions in a certain region or country can adversely affect securities of issuers in other countries whose economies appear to be unrelated. To the extent that the Fund invests a significant portion of its assets in a specific geographic region or a particular country, the Fund will generally have more exposure to the risks affecting that

specific geographic region or country. In the event of economic or political turmoil or a deterioration of diplomatic relations in a region or country where a substantial portion of the Fund's assets are invested, the Fund may experience substantial illiquidity or reduction in the value of the Fund's investments.

The risk of investments in Europe may be heightened due to the current uncertainty concerning the economic consequences of Russia's military invasion of Ukraine in February 2022, which has increased market volatility.

Developing market countries: The Fund's investments in securities of issuers in developing market countries are subject to all of the risks of foreign investing generally, and have additional heightened risks due to a lack of established legal, political, business and social frameworks to support securities markets. Some of the additional significant risks include:

- less social, political and economic stability;
- a higher possibility of the devaluation of a country's currency, a downgrade in the credit ratings of issuers in such country, or a decline in the value and liquidity of securities of issuers in that country if the United States, other nations or other governmental entities (including supranational entities) impose sanctions on issuers that limit or restrict foreign investment, the movement of assets or other economic activity in the country due to political, military or regional conflicts or due to terrorism or war;
- smaller securities markets with low or non-existent trading volume and greater illiquidity and price volatility;
- more restrictive national policies on foreign investment, including restrictions on investment in issuers or industries deemed sensitive to national interests;
- less transparent and established taxation policies;
- less developed regulatory or legal structures governing private and foreign investment or allowing for judicial redress for injury to private property, such as bankruptcy;
- less familiarity with a capital market structure or market-oriented economy and more widespread corruption and fraud;
- less financial sophistication, creditworthiness and/or resources possessed by, and less government regulation of, the financial institutions and issuers with which the Fund transacts;
- less government supervision and regulation of business and industry practices, stock exchanges, brokers and listed companies than in the U.S.;
- greater concentration in a few industries resulting in greater vulnerability to regional and global trade conditions;
- higher rates of inflation and more rapid and extreme fluctuations in inflation rates;
- greater sensitivity to interest rate changes;

- increased volatility in currency exchange rates and potential for currency devaluations and/or currency controls;
- greater debt burdens relative to the size of the economy;
- more delays in settling portfolio transactions and heightened risk of loss from share registration and custody practices; and
- less assurance that when favorable economic developments occur, they will not be slowed or reversed by unanticipated economic, political or social events in such countries.

Because of the above factors, the Fund's investments in developing market countries may be subject to greater price volatility and illiquidity than investments in developed markets.

Small and Mid Capitalization Companies: While small and mid capitalization companies may offer substantial opportunities for capital growth, they also may involve more risks than larger companies. Historically, securities issued by small and mid capitalization companies have been more volatile in price than securities that are issued by larger companies, especially over the short term. Among the reasons for the greater price volatility are the less certain growth prospects of small and mid capitalization companies, the lower degree of liquidity in the markets for such securities, and the greater sensitivity of small and mid capitalization companies to changing economic conditions.

In addition, small and mid capitalization companies may lack depth of management, be unable to generate funds necessary for growth or development, have limited product lines or be developing or marketing new products or services for which markets are not yet established and may never become established. Small and mid capitalization companies may be particularly affected by interest rate increases, as they may find it more difficult to borrow money to continue or expand operations, or may have difficulty in repaying loans, particularly those with floating interest rates.

Equity-Linked Notes (ELNs): Investments in ELNs often have risks similar to their underlying securities or index, which could include management risk, market risk and, as applicable, foreign securities and currency risks. In addition, since ELNs are in note form, ELNs are also subject to certain debt securities risks, such as interest rate and credit risks. Should the prices of the underlying securities or index move in an unexpected manner, the Fund may not achieve the anticipated benefits of an investment in an ELN, and may realize losses, which could be significant and could include the Fund's entire principal investment. An investment in an ELN is also subject to counterparty risk, which is the risk that the issuer of the ELN will default or become bankrupt and the Fund will have difficulty being repaid, or fail to be repaid, the principal amount of, or income from, its investment. Investments in ELNs are also subject to liquidity risk, which may make ELNs difficult to sell and value. In addition, ELNs may exhibit price behavior that does not

correlate with their underlying securities, index or a fixed-income investment.

Liquidity: Liquidity risk exists when the markets for particular securities or types of securities or other investments are or become relatively illiquid so that the Fund is unable, or it becomes more difficult for the Fund, to sell the security or other investment at the price at which the Fund has valued the security. Illiquidity may result from political, economic or issuer specific events; supply/demand imbalances; changes in a specific market's size or structure, including the number of participants; or overall market disruptions. Securities or other investments with reduced liquidity or that become illiquid may involve greater risk than securities with more liquid markets. Market prices or quotations for illiquid securities may be volatile, and there may be large spreads between bid and ask prices. Reduced liquidity may have an adverse impact on market price and the Fund's ability to sell particular securities when necessary to meet the Fund's liquidity needs, which may arise or increase in response to a specific economic event or because the investment manager wishes to purchase particular investments or believes that a higher level of liquidity would be advantageous. An investment may become illiquid if the Fund and its affiliates receive material non-public information about the issuer or the investment. To the extent that the Fund and its affiliates hold a significant portion of an issuer's outstanding securities, the Fund may be subject to greater liquidity risk than if the issuer's securities were more widely held.

Value Style Investing: Value stock prices are considered "cheap" relative to the company's perceived value and are often out of favor with other investors. The investment manager may invest in such stocks if it believes the market may have overreacted to adverse developments or failed to appreciate positive changes. However, if other investors fail to recognize the company's value (and do not become buyers, or if they become sellers or favor investing in faster growing companies), value stocks may not increase in value as anticipated by the investment manager and may even decline in value.

Management: The Fund is actively managed and could experience losses (realized and unrealized) if the investment manager's judgment about markets, interest rates or the attractiveness, relative values, liquidity, or potential appreciation of particular investments made for the Fund's portfolio prove to be incorrect. The Fund could also experience losses if there are imperfections, errors or limitations in the models, tools, and data used by the investment manager or if the investment manager's techniques or investment decisions do not produce the desired results. Additionally, legislative, regulatory, or tax developments may affect the investment techniques available to the investment manager in connection with managing the Fund and may also adversely affect the ability of the Fund to achieve its investment goal.

Focus: To the extent that the Fund focuses on particular countries, regions, industries, sectors or types of

FUND DETAILS

investments from time to time, the Fund may be subject to greater risks of adverse developments in such areas of focus than a fund that invests in a wider variety of countries, regions, industries, sectors or investments.

Healthcare companies: The activities of healthcare companies may be funded or subsidized by federal and state governments. If government funding and subsidies are reduced or discontinued, the profitability of these companies could be adversely affected. Healthcare companies may also be affected by government policies on healthcare reimbursements, regulatory approval for new drugs and medical products, and similar matters. They are also subject to legislative risk, i.e., the risks associated with the reform of the healthcare system through legislation.

Consumer discretionary companies: Companies in the consumer discretionary sector could be affected by, among other things, overall economic conditions, interest rates, consumer confidence, and disposable income.

Financial services companies: Financial services companies are subject to extensive government regulation that may affect their profitability in many ways, including by limiting the amount and types of loans and other commitments they can make, and the interest rates and fees they can charge. A financial services company's profitability, and therefore its stock prices, is especially sensitive to interest rate changes as well as the ability of borrowers to repay their loans. Changing regulations, continuing consolidations, and development of new products and structures all are likely to have a significant impact on financial services companies.

Industrials companies: The stock prices of companies in the industrials sector are affected by supply and demand both for their specific product or service and for industrials sector products in general. Companies in the industrials sector may be adversely affected by changes in government regulation, world events and economic conditions. In addition, these companies are at risk for environmental damage and product liability claims. Companies in this sector could be adversely affected by commodity price volatility, changes in exchange rates, imposition of export or import controls, increased competition, depletion of resources, technological developments and labor relations.

Depository Receipts: Depository receipts are subject to many of the risks of the underlying security. For some depository receipts, the custodian or similar financial institution that holds the issuer's shares in a trust account is located in the issuer's home country. The Fund could be exposed to the credit risk of the custodian or financial institution, and in cases where the issuer's home country does not have developed financial markets, greater market risk. In addition, the depository institution may not have physical custody of the underlying securities at all times and may charge fees for various services, including forwarding dividends and interest and corporate actions. The Fund would be expected to pay a share of the additional fees, which it would not pay if investing directly in the foreign securities. The Fund may experience delays in receiving its

dividend and interest payments or exercising rights as a shareholder.

Derivative Instruments: The performance of derivative instruments depends largely on the performance of an underlying instrument, such as a currency, security, interest rate, or index and such instruments often have risks similar to the underlying instrument, in addition to other risks. Derivative instruments involve costs and can create economic leverage in the Fund's portfolio, which may result in significant volatility and cause the Fund to participate in losses (as well as gains) in an amount that significantly exceeds the Fund's initial investment. Other risks include illiquidity, mispricing or improper valuation of the derivative instrument, and imperfect correlation between the value of the derivative and the underlying instrument so that the Fund may not realize the intended benefits. Their successful use will usually depend on the investment manager's ability to accurately forecast movements in the market relating to the underlying instrument. Should a market or markets, or prices of particular classes of investments move in an unexpected manner, especially in unusual or extreme market conditions, the Fund may not realize the anticipated benefits of the transaction, and it may realize losses, which could be significant. If the investment manager is not successful in using such derivative instruments, the Fund's performance may be worse than if the investment manager did not use such derivative instruments at all. When a derivative is used for hedging, the change in value of the derivative instrument also may not correlate specifically with the currency, security, interest rate, or index or other risk being hedged. There is also the risk, especially under extreme market conditions, that an instrument, which usually would operate as a hedge, provides no hedging benefits at all.

Use of these instruments could also result in a loss if the counterparty to the transaction does not perform as promised, including because of such counterparty's bankruptcy or insolvency. This risk is heightened with respect to over-the-counter (OTC) instruments, such as certain swap agreements, and may be greater during volatile market conditions. Other risks include the inability to close out a position because the trading market becomes illiquid (particularly in the OTC markets) or the availability of counterparties becomes limited for a period of time. In addition, the presence of speculators in a particular market could lead to price distortions. To the extent that the Fund is unable to close out a position because of market illiquidity, the Fund may not be able to prevent further losses of value in its derivatives holdings. The Fund may also be required to take or make delivery of an underlying instrument that the investment manager would otherwise have attempted to avoid. Some derivatives can be particularly sensitive to changes in interest rates or other market prices. Investors should bear in mind that, while the Fund intends to use derivative strategies on a regular basis, it is not obligated to actively engage in these transactions, generally or in any particular kind of derivative, if the investment manager elects not to do so due to availability, cost or other factors.

The use of derivative strategies may also have a tax impact on the Fund. The timing and character of income, gains or losses from these strategies could impair the ability of the investment manager to use derivatives when it wishes to do so.

ESG Considerations: ESG considerations are one of a number of factors that the investment manager examines when considering investments for the Fund's portfolio. In light of this, the issuers in which the Fund invests may not be considered ESG-focused issuers and may have lower or adverse ESG assessments. Consideration of ESG factors may affect the Fund's exposure to certain issuers or industries and may not work as intended. In addition, ESG considerations assessed as part of the Fund's investment process may vary across types of eligible investments and issuers. In certain circumstances, there may be times when not every investment is assessed for ESG factors and, when they are, not every ESG factor may be identified or evaluated. The investment manager's assessment of an issuer's ESG factors is subjective and will likely differ from that of investors, third party service providers (e.g., ratings providers) and other funds. As a result, securities selected by the investment manager may not reflect the beliefs and values of any particular investor. The investment manager also may be dependent on the availability of timely, complete and accurate ESG data reported by issuers and/or third-party research providers, the timeliness, completeness and accuracy of which is out of the investment manager's control. ESG factors are often not uniformly measured or defined, which could impact the investment manager's ability to assess an issuer. While the investment manager views ESG considerations as having the potential to contribute to the Fund's long-term performance, there is no guarantee that such results will be achieved.

Cybersecurity: Cybersecurity incidents, both intentional and unintentional, may allow an unauthorized party to gain access to Fund assets, Fund or customer data (including private shareholder information), or proprietary information, cause the Fund, the investment manager, and/or their service providers (including, but not limited to, Fund accountants, custodians, sub-custodians, transfer agents and financial intermediaries) to suffer data breaches, data corruption or loss of operational functionality or prevent Fund investors from purchasing, redeeming or exchanging shares or receiving distributions. The investment manager has limited ability to prevent or mitigate cybersecurity incidents affecting third party service providers, and such third party service providers may have limited indemnification obligations to the Fund or the investment manager. Cybersecurity incidents may result in financial losses to the Fund and its shareholders, and substantial costs may be incurred in an effort to prevent or mitigate future cybersecurity incidents. Issuers of securities in which the Fund invests are also subject to cybersecurity risks, and the value of these securities could decline if the issuers experience cybersecurity incidents.

Because technology is frequently changing, new ways to carry out cyber attacks are always developing. Therefore,

there is a chance that some risks have not been identified or prepared for, or that an attack may not be detected, which puts limitations on the Fund's ability to plan for or respond to a cyber attack. Like other funds and business enterprises, the Fund, the investment manager, and their service providers are subject to the risk of cyber incidents occurring from time to time.

More detailed information about the Fund and its policies and risks can be found in the Fund's Statement of Additional Information (SAI).

A description of the Fund's policies and procedures regarding the release of portfolio holdings information is also available in the Fund's SAI. Portfolio holdings information can be viewed online at www.franklintempleton.com.

Management

Templeton Global Advisors Limited (Global Advisors), Lyford Cay, Nassau, Bahamas, is the Fund's investment manager. Under a separate agreement with Global Advisors, Templeton Asset Management Ltd. (Asset Management), 7 Temasek Blvd., Suntec Tower 1, #38-03, Singapore, 038987 serves as the Fund's sub-advisor. The sub-advisor provides Global Advisors with investment management advice (which may include research and analysis services). Asset Management is an indirect subsidiary of Resources. For purposes of the Fund's investment strategies, techniques and risks, the term "investment manager" includes the sub-advisor.

The Fund is managed by a team of dedicated professionals focused on investments in equity securities of companies anywhere in the world. The portfolio managers of the Fund are as follows:

Christopher James Peel, CFA President, Chief Executive Officer and Director of Global Advisors

Mr. Peel has been a portfolio manager of the Fund since 2017. He joined Franklin Templeton in 2007.

Warren Pustam, CFA Vice President and Portfolio Manager of Global Advisors

Mr. Pustam has been a portfolio manager of the Fund since 2019. He joined Franklin Templeton in 2013.

Peter D. Sartori Portfolio Manager of Asset Management

Mr. Sartori has been a portfolio manager of the Fund since March 2024, providing research and advice on the purchases and sales of individual securities, and portfolio risk assessment. He joined Franklin Templeton in 2019.

CFA® and Chartered Financial Analyst® are trademarks owned by CFA Institute.

The Fund's SAI provides additional information about portfolio manager compensation, other accounts that they manage and their ownership of Fund shares.

The Fund pays Global Advisors a fee for managing the Fund's assets.

FUND DETAILS

Global Advisors has agreed to waive fees and/or reimburse operating expenses (excluding Rule 12b-1 fees, acquired fund fees and expenses, interest expense and certain non-routine expenses or costs, such as those relating to litigation, indemnification, reorganizations and liquidations) for the Fund so that the ratio of total annual fund operating expenses will not exceed 0.87% for each share class. Global Advisors has also agreed to reduce its fees to reflect reduced services resulting from the Fund's investments in Franklin Templeton affiliated funds. These arrangements are expected to continue until April 30, 2026. During the terms, the fee waiver and expense reimbursement agreements may not be terminated or amended without approval of the board of trustees except to add series or classes, to reflect the extension of termination dates or to lower the waiver and expense limitation.

For the fiscal year ended December 31, 2024, the Fund paid Global Advisors an effective management fee of 0.85% of the Fund's average net assets for investment management services.

A discussion regarding the basis for the board of trustees' approval of the Fund's investment management agreement is available in the Fund's report on Form N-CSR for the period ended June 30, 2024.

Manager of Managers Structure

The investment manager and the Trust have received an exemptive order from the SEC that allows the Fund to operate in a "manager of managers" structure whereby the investment manager can appoint and replace both wholly-owned and unaffiliated sub-advisors, and enter into, amend and terminate sub-advisory agreements with such sub-advisors, each subject to board approval but without obtaining prior shareholder approval (Manager of Managers Structure). The Fund will, however, inform shareholders of the hiring of any new sub-advisor within 90 days after the hiring. The SEC exemptive order provides the Fund with greater flexibility and efficiency and alleviates the need for the Fund to incur the expense and delays associated with obtaining shareholder approval of such sub-advisory agreements.

The use of the Manager of Managers Structure with respect to the Fund is subject to certain conditions that are set forth in the SEC exemptive order. Under the Manager of Managers Structure, the investment manager has the ultimate responsibility, subject to oversight by the Fund's board of trustees, to oversee sub-advisors and recommend their hiring, termination and replacement. The investment manager will also, subject to the review and approval of the Fund's board of trustees: set the Fund's overall investment strategy; evaluate, select and recommend sub-advisors to manage all or a portion of the Fund's assets; and implement procedures reasonably designed to ensure that each sub-advisor complies with the Fund's investment goal, policies and restrictions. Subject to review by the Fund's board of trustees, the investment manager will allocate and, when appropriate, reallocate the Fund's assets among sub-

advisors and monitor and evaluate the sub-advisors' performance.

Financial Highlights

This table presents the financial performance of Fund shares for the past five years or since inception. The table shows certain information on a single Fund share basis (per share performance). It also shows some key Fund statistics, such as total return (past performance) and expense ratios. Total return represents the annual change in value of a share assuming reinvestment of dividends and capital gains. This information has been audited by PricewaterhouseCoopers LLP, an independent registered public accounting firm, whose report, along with the Fund's financial statements, are available on the Fund's website and are included in the Form N-CSR filed with the SEC covering the period ended December 31, 2024, which is available upon request.

FUND DETAILS

Templeton Growth VIP Fund - Class 1

	Year Ended December 31,				
	2024	2023	2022	2021	2020
Per share operating performance (for a share outstanding throughout the year)					
Net asset value, beginning of year	\$12.26	\$10.47	\$11.87	\$11.42	\$11.15
Income from investment operations ^a :					
Net investment income ^b	0.15	0.14	0.12	0.09	0.24 ^c
Net realized and unrealized gains (losses)	0.55	2.06	(1.47)	0.52	0.36
Total from investment operations	0.70	2.20	(1.35)	0.61	0.60
Less distributions from:					
Net investment income	(0.15)	(0.41)	(0.05)	(0.16)	(0.33)
Net realized gains	(0.04)	—	—	—	—
Total distributions	(0.19)	(0.41)	(0.05)	(0.16)	(0.33)
Net asset value, end of year	\$12.77	\$12.26	\$10.47	\$11.87	\$11.42
Total return ^d	5.70%	21.23%	(11.32)%	5.26%	5.99%
Ratios to average net assets					
Expenses before waiver and payments by affiliates	0.92%	0.91%	0.90%	0.91%	0.91%
Expenses net of waiver and payments by affiliates	0.87%	0.87%	0.90% ^e	0.91% ^e	0.91% ^e
Net investment income	1.15%	1.20%	1.12%	0.71%	2.42% ^c
Supplemental data					
Net assets, end of year (000's)	\$33,772	\$34,924	\$31,251	\$39,373	\$92,653
Portfolio turnover rate	51.62%	29.48%	34.43%	45.59% ^f	63.65%

a. The amount shown for a share outstanding throughout the period may not correlate with the Statement of Operations in the annual report for the period due to the timing of sales and repurchases of the Fund's shares in relation to income earned and/or fluctuating fair value of the investments of the Fund.

b. Based on average daily shares outstanding.

c. Net investment income per share includes approximately \$0.13 per share related to an adjustment for EU reclaims in connection with certain Fund holdings. Excluding this amount, the ratio of net investment income to average net assets would have been 1.08%.

d. Total return does not include fees, charges or expenses imposed by the variable annuity and life insurance contracts for which Franklin Templeton Variable Insurance Products Trust serves as an underlying investment vehicle.

e. Benefit of waiver and payments by affiliates rounds to less than 0.01%.

f. Excludes the value of portfolio activity as a result of in-kind transactions.

Templeton Growth VIP Fund - Class 2

	Year Ended December 31,				
	2024	2023	2022	2021	2020
Per share operating performance (for a share outstanding throughout the year)					
Net asset value, beginning of year	\$11.99	\$10.24	\$11.59	\$11.17	\$10.90
Income from investment operations ^a :					
Net investment income ^b	0.11	0.11	0.09	0.05	0.21 ^c
Net realized and unrealized gains (losses)	0.54	2.02	(1.42)	0.50	0.36
Total from investment operations	0.65	2.13	(1.33)	0.55	0.57
Less distributions from:					
Net investment income	(0.12)	(0.38)	(0.02)	(0.13)	(0.30)
Net realized gains	(0.04)	—	—	—	—
Total distributions	(0.16)	(0.38)	(0.02)	(0.13)	(0.30)
Net asset value, end of year	\$12.48	\$11.99	\$10.24	\$11.59	\$11.17
Total return ^d	5.40%	21.01%	(11.50)%	4.87%	5.80%
Ratios to average net assets					
Expenses before waiver and payments by affiliates	1.17%	1.16%	1.15%	1.18%	1.16%
Expenses net of waiver and payments by affiliates	1.12%	1.12%	1.15% ^e	1.18% ^e	1.16% ^e
Net investment income	0.90%	0.95%	0.87%	0.39%	2.17% ^c
Supplemental data					
Net assets, end of year (000's)	\$302,997	\$333,250	\$315,684	\$405,365	\$603,996
Portfolio turnover rate	51.62%	29.48%	34.43%	45.59% ^f	63.65%

a. The amount shown for a share outstanding throughout the period may not correlate with the Statement of Operations in the annual report for the period due to the timing of sales and repurchases of the Fund's shares in relation to income earned and/or fluctuating fair value of the investments of the Fund.

b. Based on average daily shares outstanding.

c. Net investment income per share includes approximately \$0.13 per share related to an adjustment for EU reclaims in connection with certain Fund holdings. Excluding this amount, the ratio of net investment income to average net assets would have been 0.83%.

d. Total return does not include fees, charges or expenses imposed by the variable annuity and life insurance contracts for which Franklin Templeton Variable Insurance Products Trust serves as an underlying investment vehicle.

e. Benefit of waiver and payments by affiliates rounds to less than 0.01%.

f. Excludes the value of portfolio activity as a result of in-kind transactions.

FUND DETAILS

Templeton Growth VIP Fund - Class 4

	Year Ended December 31,				
	2024	2023	2022	2021	2020
Per share operating performance (for a share outstanding throughout the year)					
Net asset value, beginning of year	\$12.19	\$10.41	\$11.79	\$11.35	\$11.07
Income from investment operations ^a :					
Net investment income ^b	0.10	0.10	0.08	0.03	0.20 ^c
Net realized and unrealized gains (losses)	0.55	2.04	(1.45)	0.53	0.36
Total from investment operations	0.65	2.14	(1.37)	0.56	0.56
Less distributions from:					
Net investment income	(0.10)	(0.36)	(0.01)	(0.12)	(0.28)
Net realized gains	(0.04)	—	—	—	—
Total distributions	(0.14)	(0.36)	(0.01)	(0.12)	(0.28)
Net asset value, end of year	\$12.70	\$12.19	\$10.41	\$11.79	\$11.35
Total return ^d	5.35%	20.79%	(11.62)%	4.85%	5.65%
Ratios to average net assets					
Expenses before waiver and payments by affiliates	1.27%	1.26%	1.25%	1.29%	1.26%
Expenses net of waiver and payments by affiliates	1.22%	1.22%	1.25% ^e	1.29% ^e	1.26% ^e
Net investment income	0.80%	0.85%	0.77%	0.24%	2.04% ^c
Supplemental data					
Net assets, end of year (000's)	\$14,425	\$16,621	\$17,048	\$21,559	\$23,213
Portfolio turnover rate	51.62%	29.48%	34.43%	45.59% ^f	63.65%

a. The amount shown for a share outstanding throughout the period may not correlate with the Statement of Operations in the annual report for the period due to the timing of sales and repurchases of the Fund's shares in relation to income earned and/or fluctuating fair value of the investments of the Fund.

b. Based on average daily shares outstanding.

c. Net investment income per share includes approximately \$0.13 per share related to an adjustment for EU reclaims in connection with certain Fund holdings. Excluding this amount, the ratio of net investment income to average net assets would have been 0.70%.

d. Total return does not include fees, charges or expenses imposed by the variable annuity and life insurance contracts for which Franklin Templeton Variable Insurance Products Trust serves as an underlying investment vehicle.

e. Benefit of waiver and payments by affiliates rounds to less than 0.01%.

f. Excludes the value of portfolio activity as a result of in-kind transactions.

Additional Information, All Funds

Dealer Compensation

Franklin Distributors, LLC (Distributors) and/or its affiliates may provide financial support to insurance companies that use the Funds as underlying investment options for their variable contracts, securities dealers that sell shares of Franklin Templeton funds, or participate in the offering of variable insurance products that invest in the Trust (VIP Qualifying Dealers) or other financial intermediaries (together, the intermediaries). Such financial support may be made by payments from Distributors' and/or its affiliates' resources, including from Distributors' retention of underwriting concessions and, in the case of Rule 12b-1 share classes, from payments to Distributors under such plans.

Distributors makes these payments to intermediaries for the provision of services to contract holders, or for marketing support in connection with efforts to educate financial advisors or for the provision of other services which may facilitate, directly or indirectly, investment in the Funds. A number of factors will be considered in determining payments, including an intermediary's sales, assets and redemption rates, the nature and quality of any servicing provided to the Funds, and the quality of an intermediary's relationship with Distributors. Distributors will, on an annual basis, determine the advisability of continuing these payments. To the extent permitted by SEC and FINRA rules and other applicable laws and regulations, Distributors and/or its affiliates may pay or allow other promotional incentives or payments to dealers. Sale of shares of the Funds, as well as shares of other Franklin Templeton funds, is not considered a factor in the selection of securities dealers to execute the Funds' portfolio transactions. Accordingly, the allocation of portfolio transactions for execution by VIP Qualifying Dealers is not considered marketing support payments.

You can find further details in the SAI about the payments made by Distributors and/or its affiliates and the services provided by your insurance company, VIP Qualifying Dealer or other financial intermediary. While your insurance company's fees and charges are generally disclosed in the insurance contract prospectus, your VIP Qualifying Dealer may charge you additional fees or commissions other than those disclosed in this prospectus. You can ask your insurance company, VIP Qualifying Dealer or other financial intermediary for information about any payments they receive from Distributors and/or its affiliates and any services they provide, as well as about fees and/or commissions they charge. These payments and other fees and charges are not reflected in the fee table included in this prospectus. Additional disclosure may be included in the insurance contract prospectus.

Portfolio Holdings

A description of the Trust's policies and procedures regarding the release of portfolio holdings information for each Fund of the Trust (collectively, the "Fund") is also available in the Trust's SAI. Portfolio holdings information can be viewed online at franklintempleton.com.

Statements and Reports

Contract Owners should receive financial reports for the Fund related to their Contract from the sponsoring Insurer every six months.

Administrative Services

Franklin Templeton Services, LLC (FT Services) has an agreement with the investment managers to provide certain administrative services and facilities for each Fund.

FT Services or an affiliate, on behalf of itself and other affiliates of the managers, makes certain payments to insurance companies out of its own resources for certain services provided to the Funds by insurance companies relating to their investment in the Funds on behalf of variable contract owners. See "Dealer Compensation" or the SAI for more information.

Distributions and Taxes

Income and Capital Gains Distributions

As a regulated investment company, each Fund generally pays no federal income tax on the income and gains it distributes to its shareholders. Each Fund (sometimes referred to as "the Fund") intends to pay income dividends at least annually from its net investment income. Capital gains, if any, may be paid at least annually. The Fund may distribute income dividends and capital gains more frequently, if necessary, in order to reduce or eliminate federal excise or income taxes on the Fund. The amount of any distribution will vary, and there is no guarantee the Fund will pay either income dividends or capital gain distributions.

Tax Considerations

The Trust consists of multiple Funds each of which for federal income tax purposes is treated separately from any other. Each Fund expects to qualify as a regulated investment company under Subchapter M of the Internal Revenue Code of 1986, as amended (the "Code"). Accordingly, the assets, income and distributions of the Fund are considered separately for purposes of determining whether the Fund qualifies as a regulated investment company. If the Fund so qualifies, it will not be subject to federal income tax on the portion of its income and gains that it distributes to shareholders. Additionally, each Fund

intends to comply with the diversification requirements imposed by Section 817(h) of the Code.

For federal income tax purposes, the insurance companies and their separate accounts are treated as the owners of the shares of the Fund selected as an investment option rather than the purchasers of a variable annuity contract or variable life insurance policy (variable contracts). In light of the tax-favored status of life insurance company separate accounts, there should be no adverse federal income tax consequences to them as a result of their buying, holding, exchanging or selling Fund shares or on their receipt of Fund distributions, subject to applicable limitations under the Code.

Insurance companies offer variable annuity and variable life insurance products to investors including pension plans (Contracts), through separate accounts (Insurers). When shares of the Fund are investment options of Contracts, separate accounts, and not the owners of the Contracts including group contract and pension plan certificate holders (Contract Owners), are generally the shareholders of the Fund. As a result, it is anticipated that any income dividends or capital gains distributions paid by the Fund will be exempt from current taxation to the purchaser of such variable contracts if left to accumulate within a variable contract. Withdrawals from such contracts may be subject to ordinary income tax and, if such withdrawals are made before age 59 ½, a 10% penalty tax. For more information on taxes, please refer to the accompanying prospectus of the annuity or life insurance program through which shares of the Fund are underlying investment options.

Other tax information. This discussion of "Distributions and Taxes" is for general information only and is not tax advice. You should consult your own tax advisor regarding your particular circumstances and about any federal, state or local tax consequences before making an investment in a variable contract or the Fund.

Fund Account Information

Buying Shares

Insurance companies offer variable annuity and variable life insurance products to investors including pension plans (Contracts), through separate accounts (Insurers). When shares of the Fund are investment options of Contracts, separate accounts, and not the owners of the Contracts including group contract and pension plan certificate holders (Contract Owners), are generally the shareholders of the Fund. Shares of the Fund may also be purchased by other mutual funds (funds of funds).

Shares of the Fund are sold at net asset value (NAV). When sold in connection with Contracts, the Fund corresponds with the investment options offered by the Insurer to Contract Owners. The board of trustees monitors the Fund for the existence of any material irreconcilable conflicts of interest between different types of their separate account

investors. If there were any such conflicts, the board of trustees will determine what action, if any, shall be taken in response. Please refer to the accompanying contract prospectus for information on how to select the Fund as an investment option.

Contract Owners' payments will be allocated by the insurance company separate account to sub-accounts that purchase shares of the Fund corresponding with the sub-account chosen by the Contract Owner, and are subject to any limits or conditions in the contract. Requests to buy shares are processed at the NAV next calculated after we or our designees receive the request in proper form. Please refer to your Contract prospectus or other disclosure document for further information. The Fund does not issue share certificates.

Selling Shares

An Insurer that holds shares of the Fund in connection with a Contract sells shares of the Fund to make benefit or surrender payments or to execute exchanges (transfers) between investment options under the terms of the Contract.

Exchanging Shares

Contract Owners may exchange interests in sub-accounts of an insurance company separate account that corresponds with shares of any one class or Fund, for interests in sub-accounts that correspond with shares of other classes or Funds, subject to the terms and any specific limitations on the exchange (or "transfer") privilege described in the Contract prospectus.

Frequent exchanges or excessive trading can harm performance and interfere with Fund portfolio management or operations and increase Fund costs. The Funds discourage short-term or excessive trading and may seek to restrict or reject such trading (please see "Fund Account Information - Frequent Trading Policy," below).

Frequent Trading Policy

The board of trustees has adopted the following policies and procedures with respect to frequent trading (Frequent Trading Policy):

Frequent trading generally. The Fund discourages and does not intend to accommodate short-term or frequent purchases and redemptions of fund shares, often referred to as "frequent trading," and asks its Fund of Fund investors and participating Insurers for their cooperation in trying to discourage such activity in their separate accounts by Contract Owners and their financial advisors. The Fund intends to seek to restrict or reject such trading or take other action, as described below, if in the judgment of the Fund manager or transfer agent such trading may interfere with the efficient management of the Fund's portfolio, may materially increase the Fund's transaction costs, administrative costs or taxes, or may otherwise be detrimental to the interests of the Fund and its shareholders.

Frequent trading consequences. If information regarding trading activity in the Fund or in any other Franklin

Templeton fund or non-Franklin Templeton fund is brought to the attention of the Fund's investment manager or transfer agent and based on that information the Fund or its investment manager or transfer agent in their sole discretion conclude that such trading may be detrimental to the Fund as described in this Frequent Trading Policy, the Fund may temporarily or permanently bar future purchases into the Fund or, alternatively, may limit the amount, number or frequency of any future purchases and/or the method by which an Insurer or a Fund of Funds may request future purchases and redemptions (including purchases and/or redemptions by an exchange or transfer between the Fund and any other mutual fund). In determining what actions should be taken, the Fund's transfer agent may consider a variety of factors, including the potential impact of such remedial actions on the Fund or its shareholders. If the Fund is a "fund of funds," the Fund's transfer agent may take into account the impact of the trading activity and of any proposed remedial action on both the Fund and the underlying funds in which the Fund invests.

In considering trading activity, the Fund may consider, among other factors, trading history both directly and, if known, through financial intermediaries, in the Fund, in other Franklin Templeton funds, in non-Franklin Templeton mutual funds, or in accounts under common control or ownership.

Frequent trading through Insurers. As a Contract Owner you are also subject to this policy. An Insurer's order for purchases and/or redemptions pursuant to a Contract Owner's instructions (including purchases and/or redemptions by an exchange or transfer between the Fund and any mutual fund) are submitted pursuant to aggregated orders (Aggregated Orders). A fund of fund's order for purchases and/or redemptions pursuant to its investors' instructions are also submitted pursuant to Aggregated Orders. While the Fund will encourage Insurers and funds of funds to apply the Fund's Frequent Trading Policy to their investors, the Fund is limited in its ability to monitor the trading activity or enforce the Fund's Frequent Trading Policy because Insurers and funds of funds have the relationships with, and are responsible for maintaining the account records of, the individual investors. For example, should it occur, the Fund may not be able to detect frequent trading that may be facilitated by financial intermediaries or made difficult to identify in the Aggregated Orders used by Insurers and Fund of Fund investors.

Therefore, the Fund or its agent selectively monitor the Aggregated Orders used by Insurers and Fund of Fund investors for purchases, exchanges and redemptions in respect of all their investors and seek the cooperation of Insurers and Fund of Fund investors to apply the Fund's Frequent Trading Policy. There may be legal and technological limitations on the ability of an Insurer or Fund of Fund to impose trading restrictions and to apply the Fund's Frequent Trading Policy to their investors through such methods as implementing short-term trading limitations or restrictions, assessing the Fund's redemption fee (if applicable) and monitoring trading activity for what might be frequent trading. As a result, the Fund may not be able to

determine whether trading by Insurers or funds of funds in respect of their investors is contrary to the Fund's Frequent Trading Policy.

Risks from frequent trading. Depending on various factors, including the size of the Fund, the amount of assets the portfolio manager typically maintains in cash or cash equivalents and the dollar amount and number and frequency of trades and the types of securities in which the Fund typically invests, short-term or frequent trading may interfere with the efficient management of the Fund's portfolio, increase the Fund's transaction costs, administrative costs and taxes and/or impact Fund performance.

In addition, if the nature of the Fund's portfolio holdings exposes the Fund to "arbitrage market timers," the value of the Fund's shares may be diluted if redeeming shareholders receive proceeds (and buying shareholders receive shares) based upon net asset values which do not reflect appropriate fair value prices. Arbitrage market timing occurs when an investor seeks to take advantage of the possible delay between the change in the value of a mutual fund's portfolio holdings and the reflection of the change in the fund's net asset value per share. A fund that invests significantly in foreign securities may be particularly vulnerable to arbitrage market timing. Arbitrage market timing in foreign investments may occur because of time zone differences between the foreign markets on which the Fund's international portfolio securities trade and the time as of which the Fund's NAV is calculated. Arbitrage market timers may purchase shares of the Fund based on events occurring after foreign market closing prices are established, but before calculation of the Fund's NAV. One of the objectives of the Trust's fair value pricing procedures is to minimize the possibilities of this type of arbitrage market timing (please see "Fund Account Information - Valuation - Foreign Securities – Potential Impact of Time Zones and Market Holidays").

Since the Fund may invest significantly in securities that are, or may be, restricted, unlisted, traded infrequently, thinly traded, or relatively illiquid (relatively illiquid securities), the Fund may be particularly vulnerable to arbitrage market timing. An arbitrage market timer may seek to take advantage of a possible differential between the last available market prices for one or more of these relatively illiquid securities that are used to calculate the Fund's net asset value and the latest indications of market values for those securities. One of the objectives of the Fund's fair value pricing procedures is to minimize the possibilities of this type of arbitrage market timing (please see "Fund Account Information - Fair Valuation – Individual Securities" under the heading "Fund Account Policies", below).

The Fund is currently using several methods to reduce the risk of frequent trading. These methods include:

- seeking the cooperation of Insurers and funds of funds to assist the Fund in identifying potential frequent trading activity;

- committing staff to selectively review on a continuing basis recent trading activity in order to identify trading activity that may be contrary to the Fund's Frequent Trading Policy;
- monitoring potential price differentials following the close of trading in foreign markets to determine whether the application of fair value pricing procedures is warranted; and
- seeking the cooperation of financial intermediaries to assist the Fund in identifying frequent trading activity.

Though these methods involve judgments that are inherently subjective and involve some selectivity in their application, the Fund seeks to make judgments and applications that are consistent with the interests of the Fund's shareholders. There is no assurance that the Fund or its agents will gain access to any or all information necessary to detect frequent trading in Insurers' separate accounts. While the Fund will seek to take actions (directly and with the assistance of Insurers) that will detect frequent trading, it cannot represent that such trading activity can be minimized or completely eliminated.

Revocation of frequent trading trades. Transactions placed in violation of a Fund's Frequent Trading Policy or exchange limit guidelines are not necessarily deemed accepted by the Fund and may be cancelled or revoked by the Fund, in full or in part, as soon as practicable following receipt by the Fund and prompt inquiry of the intermediary.

Involuntary Redemptions

The Fund reserves the right to close an account (and involuntarily redeem any investment) if it is deemed to have engaged in activities that are illegal (such as late trading) or otherwise believed to be detrimental to the Fund (such as frequent trading), to the fullest extent permitted by law and consistent with the best interests of the Fund and its shareholders. Thus, for example, if upon inquiry the Fund and insurance company identify a contract owner that has engaged in late trading or frequent trading activities, the Fund may advise the insurance company that it will not accept future investments, or is redeeming any investment related to that contract owner. Involuntary redemptions may be in cash or in kind.

Fund Account Policies

CALCULATING SHARE PRICE

When they buy and sell shares, the Fund's shareholders pay and receive the net asset value (NAV) per share.

The value of a mutual fund is determined by deducting the fund's liabilities from the total assets of the portfolio. The NAV per share of a class of the Fund is determined by dividing the net asset value of the Fund's share class by the applicable number of shares outstanding of that share class. The Fund's NAV does not include any fee or sales charge imposed by variable insurance contracts for which the Fund is an investment option or funds of funds that purchase shares of the Fund. Investors should consult the contract

prospectus, disclosure document or Fund of Funds prospectus for more information.

The Fund calculates the NAV per share each business day as of 1 p.m. Pacific time or the regularly scheduled close of the New York Stock Exchange (NYSE), whichever is earlier. The Fund does not calculate the NAV on days the NYSE is closed for trading, which include New Year's Day, Martin Luther King Jr. Day, President's Day, Good Friday, Memorial Day, Juneteenth National Independence Day, Independence Day, Labor Day, Thanksgiving Day and Christmas Day. If the NYSE has a scheduled early close, the Fund's share price would be determined as of the time of the close of the NYSE. If, due to weather or other special or unexpected circumstances, the NYSE has an unscheduled early close on a day that it has opened for business, the Fund reserves the right to consider that day as a regular business day and accept purchase and redemption orders and calculate its share price as of the normally scheduled close of regular trading on the NYSE.

When determining the NAV, the Fund values cash and receivables at their realizable amounts, and records interest as accrued and dividends on the ex-dividend date. The Fund generally utilizes two independent pricing services to assist in determining a current market value for each security. If market quotations are readily available for portfolio securities listed on a securities exchange (including exchange-traded funds), the Fund values those securities at the last quoted sale price or the official closing price of the day, respectively, or, if there is no reported sale, within the range of the most recent quoted bid and ask prices. The Fund values over-the-counter portfolio securities within the range of the most recent bid and ask prices. If portfolio securities trade both in the over-the-counter market and on a stock exchange, the Fund values them according to the broadest and most representative market. Prices received by the Fund for securities may be based on institutional "round lot" sizes, but the Fund may hold smaller, "odd lot" sizes. Odd lots may trade at lower prices than round lots.

Generally, trading in corporate bonds, U.S. government securities and money market instruments is substantially completed each day at various times before 1 p.m. Pacific time. The value of these securities used in computing the NAV is determined as of such times. Occasionally, events affecting the values of these securities may occur between the times at which they are determined and 1:00 p.m. Pacific time that will not be reflected in the computation of the NAV. The Fund relies on third party pricing vendors to provide evaluated prices that reflect current fair market value at 1 p.m. Pacific time.

To the extent that a Fund is invested in one or more open-end investment management companies (mutual funds), the Fund values shares of a mutual fund at the mutual fund's last determined NAV.

FAIR VALUATION - INDIVIDUAL SECURITIES

Since the Fund may invest in securities that are restricted, unlisted, traded infrequently, thinly traded, or relatively

illiquid, there is the possibility of a differential between the last available market prices for one or more of those securities and the latest indications of market values for those securities. The Fund has procedures, approved by the board of trustees, to determine the fair value of individual securities and other assets for which market prices are not readily available (such as certain restricted or unlisted securities and private placements) or which may not be reliably priced (such as in the case of trade suspensions or halts, price movement limits set by certain foreign markets, and thinly traded or illiquid securities). Some methods for valuing these securities may include: fundamental analysis (earnings multiple, etc.), matrix pricing, discounts from market prices of similar securities, or discounts applied due to the nature and duration of restrictions on the disposition of the securities. The board of trustees oversees the application of fair value pricing procedures.

The application of fair value pricing procedures represents a good faith determination based upon specifically applied procedures. There can be no assurance that the Funds could obtain the fair value assigned to a security if they were able to sell the security at approximately the time at which a Fund determines its NAV per share.

SECURITY VALUATION - U.S. PASS-THROUGH SECURITIES, CMO, ABS, MBS

Mortgage pass-through securities (such as Ginnie Mae, Fannie Mae and Freddie Mac), other mortgage-backed securities (MBS), collateralized mortgage obligations (CMOs) and asset-backed securities (ABS), generally trade in the over-the-counter market rather than on a securities exchange. The Fund may value these portfolio securities by utilizing quotations from bond dealers, information with respect to bond and note transactions and may rely on independent pricing services. The Fund's pricing services use valuation models or matrix pricing to determine current value. In general, they use information with respect to comparable bond and note transactions, quotations from bond dealers or by reference to other securities that are considered comparable in such characteristics as rating, interest rate, maturity date, option adjusted spread models, prepayment projections, interest rate spreads and yield curves. Matrix pricing is considered a form of fair value pricing.

SECURITY VALUATION - CORPORATE DEBT SECURITIES

Corporate debt securities generally trade in the over-the-counter market rather than on a securities exchange. The Fund may value these portfolio securities by utilizing quotations from bond dealers, information with respect to bond and note transactions and may rely on independent pricing services to assist in determining a current market value for each security. The Fund's pricing services uses independent quotations from bond dealers and bond market activity to determine current value.

SECURITY VALUATION - SENIOR SECURED CORPORATE LOANS

Senior secured corporate loans with floating or variable interest rates generally trade in the over-the-counter market rather than on a securities exchange. The Fund may value these portfolio securities by utilizing quotations from loan dealers and other financial institutions, information with respect to bond and note transactions and may rely on independent pricing services to assist in determining a current market value for each security. These pricing services may utilize independent market quotations from loan dealers or financial institutions and may incorporate valuation methodologies that incorporate multiple bond characteristics. These characteristics may include dealer quotes, issuer type, coupon, maturity, weighted average maturity, interest rate spreads and yield curves, cash flow and credit risk/quality analysis.

SECURITY VALUATION - MUNICIPAL SECURITIES - MATRIX PRICING (FAIR VALUATION)

Municipal securities generally trade in the over-the-counter market rather than on a securities exchange. The Fund's pricing services use valuation models or matrix pricing to determine current value. In general, they use information with respect to comparable bond and note transactions, quotations from bond dealers or by reference to other securities that are considered comparable in such characteristics as rating, interest rate and maturity date. Matrix pricing is considered a form of fair value pricing.

SECURITY VALUATION - OPTIONS

The Fund values traded call options at their market price as determined above. The current market value of any option the Fund holds is its last sale price on the relevant exchange before the Fund values its assets. If there are no sales that day or if the last sale price is outside the bid and ask prices, the Fund values options within the range of the current closing bid and ask prices if the Fund believes the valuation fairly reflects the contract's market value.

VALUATION - FOREIGN SECURITIES - COMPUTATION OF U.S. EQUIVALENT VALUE

The Fund generally determines the value of a foreign security as of the close of trading on the foreign stock exchange on which the security is primarily traded, or as of 1 p.m. Pacific time, if earlier. The value is then converted into its U.S. dollar equivalent at the foreign exchange rate in effect at 1 p.m. Pacific time on the day that the value of the foreign security is determined. If no sale is reported at that time, the foreign security will be valued within the range of the most recent quoted bid and ask prices. Occasionally events (such as repatriation limits or restrictions) may impact the availability or reliability of foreign exchange rates used to convert the U.S. dollar equivalent value. If such an event occurs, the foreign exchange rate will be valued at fair value using procedures established and approved by the board of trustees.

VALUATION – FOREIGN SECURITIES – POTENTIAL IMPACT OF TIME ZONES AND MARKET HOLIDAYS

Trading in securities on foreign securities stock exchanges and over-the-counter markets, such as those in Europe and Asia, may be completed before 1 p.m. Pacific time on each day that the Fund is open. Occasionally, events occur between the time at which trading in a foreign security is completed and 1 p.m. Pacific time that might call into question the availability (including the reliability) of the value of a foreign portfolio security held by the Fund. As a result, the Fund may be susceptible to what is referred to as “time-zone arbitrage.” Certain investors in the Fund may seek to take advantage of discrepancies in the value of the Fund’s portfolio securities as determined by the foreign market at its close and the latest indications of value attributable to the portfolio securities at the time the Fund’s NAV is computed. Trading by these investors, often referred to as “arbitrage market timers,” may dilute the value of the Fund’s shares, if such discrepancies in security values actually exist. To attempt to minimize the possibilities for time-zone arbitrage, and in accordance with procedures established and approved by the Fund’s board of trustees, the investment manager monitors price movements by using a fair value pricing service offered through an independent pricing vendor.

The fair value pricing service is used to estimate the price of a security in a liquid market at the time of the NAV calculation (1 p.m. Pacific Time). If certain criteria are met, the foreign securities may be valued using the price from the fair value pricing services. The intended effect of applying fair value pricing is to compute an NAV that accurately reflects the value of the Fund’s portfolio at the time that the NAV is calculated, to discourage potential arbitrage market timing in Fund shares, to mitigate the dilutive impact of such attempted arbitrage market timing and to be fair to purchasing, redeeming and existing shareholders. However, the application of fair value pricing procedures may, on occasion, worsen rather than mitigate the potential dilutive impact of shareholder trading.

In addition, trading in foreign portfolio securities generally, or in securities markets in a particular country or countries, may not take place on every Fund’s business day. Furthermore, trading takes place in various foreign markets on days that are not business days for the Funds, and on which the Fund’s NAV is not calculated (in which case, the NAV of the Fund’s shares may change on days when shareholders will not be able to purchase or redeem Fund shares). Thus, the calculation of the Fund’s NAV does not take place contemporaneously with the determination of the prices of many of the foreign portfolio securities used in the calculation. If events affecting the last determined values of these foreign securities occur, the securities will be valued at fair value determined in good faith in accordance with the Fund’s fair value procedures established and approved by the board of trustees (as described above).

SHARE CLASSES

Class 1, Class 2, Class 4 and Class 5 shares of the Funds are identical except that Class 2, Class 4 and Class 5 each have a distribution plan or “rule 12b-1” plan, as described below.

Subject to applicable law, the board of trustees may from time to time, without the approval, vote or consent of shareholders of the Fund or any class, combine, merge or otherwise consolidate the shares of two or more classes of shares of the Fund with and/or into a single class of shares of the Fund, with such designation, preference, conversion or other rights, voting powers, restrictions, limitations as to dividends, qualifications, terms and conditions of redemption and other characteristics as the board of trustees may determine. Such transactions may be effected through share-for-share exchanges, transfers or sales of assets, shareholder in-kind redemptions and purchases, exchange offers, or any other method approved by the board of trustees.

Distribution and service (12b-1) fees Class 2, Class 4 and Class 5 each have a distribution plan, sometimes known as a rule 12b-1 plan, that allows the Fund to pay distribution fees to those who sell and distribute Class 2, Class 4 or Class 5 shares, as applicable, and provide services to shareholders and Contract Owners. Because these fees are paid out of Class 2’s, Class 4’s and Class 5’s assets on an on-going basis, over time these fees will increase the cost of an investment, and may cost you more than paying other types of sales charges. While the maximum amount payable under most Funds’ Class 2 rule 12b-1 plan is 0.35% per year of the Fund’s Class 2 average daily net assets, the board of trustees has set the current rate at 0.25%. However, Franklin Strategic Income VIP Fund, Templeton Developing Markets VIP Fund, Templeton Foreign VIP Fund and Templeton Global Bond VIP Fund each have a maximum rule 12b-1 plan fee of 0.25% per year. The maximum amount payable under each applicable Fund’s Class 4 rule 12b-1 plan is 0.35% per year of the Fund’s Class 4 average daily net assets. The maximum amount payable under the Franklin VolSmart Allocation VIP Fund’s Class 5 rule 12b-1 plan is 0.15% per year of the Fund’s Class 5 average daily net assets. A portion of the fees payable to Franklin Distributors, LLC (Distributors) or others under the rule 12b-1 plan may be retained by Distributors for distribution expenses.

REDEMPTIONS

Typically, the Fund uses cash and cash equivalents held in its portfolio or sells portfolio assets to meet all redemption needs. In unusual circumstances or under stressed market conditions, the Fund may use other methods to meet redemptions, such as the use of lines of credit or interfund lending in reliance on exemptive relief from the SEC.

ADDITIONAL POLICIES

Please note that the Fund maintains additional policies and reserves certain rights, including:

- The Fund may restrict, reject or cancel any purchase orders, including an exchange request.

- Typically, redemptions are processed by the next business day provided the redemption request is received in proper form and good order, but may take up to seven days to be processed if making immediate payment would adversely affect the Fund or there is another cause for delay (for example, if you sell shares recently purchased, proceeds may be delayed until your check, draft or wire/electronic funds transfer has cleared). In certain circumstances, however, the Fund may not have the ability to delay a redemption request or may not have the time to determine whether a particular redemption would have an adverse effect on the Fund before the redemption request is paid.
- At any time, the Fund may establish or change investment minimums.
- The Fund may make material changes to or discontinue the exchange privilege on 60 days' notice to insurance company or Fund of Fund shareholders, or as otherwise provided by law.
- Purchases of shares of the Fund (including the purchase side of an exchange) may be made only when such shares are eligible for sale in the appropriate state or jurisdiction.
- In unusual circumstances, we may temporarily suspend redemptions or postpone the payment of proceeds, as allowed by federal securities laws.
- For redemptions over a certain amount, the Fund may, but is not required to, pay redemption proceeds in securities or other assets rather than cash (also known as a redemption in-kind) if the investment manager determines it is in the best interest of the Fund, consistent with applicable law. The investment manager will, in its sole discretion, determine whether a redemption in-kind will be considered for a particular redemption request or type of redemption request. In certain circumstances, however, the investment manager may not have the ability to determine whether a particular redemption could be paid in-kind before the redemption request is paid. If a redemption request is redeemed in-kind, investors should expect to incur transaction costs upon the disposition of the securities received in the distribution.
- To permit their investors to obtain the current price, participating insurance companies and funds of funds are responsible for transmitting all orders to the Fund promptly.

Questions

More detailed information about the Trust and the Fund's account policies can be found in the Fund's SAI. If you have any questions about the Fund, you can write to us at One Franklin Parkway, P.O. Box 7777, San Mateo, CA 94403-7777. You can also call us at 1-800/362-6243 (a toll-free number). For your protection and to help ensure we provide you with quality service, all calls may be monitored or recorded.

This page intentionally left blank

This page intentionally left blank

For More Information

For information on the Fund, including a free copy of the Fund's prospectus and Statement of Additional Information, Financial Statements, and the Fund's Annual and Semiannual Reports, contact your financial advisor or the insurance company offering your Contract.

Shares of the insurance funds of Franklin Templeton Variable Insurance Products Trust (FTVIPT) are not offered to the public; they are offered and sold only to: (1) insurance company separate accounts to serve as the underlying investment vehicles for variable contracts; (2) certain qualified plans; and (3) other mutual funds (funds of funds).

Not all Funds and classes are available in all Contracts. For information on the terms of investment in a Contract, please consult the Contract prospectus that accompanies this Fund prospectus.

You can learn more about the Fund in the following documents:

Annual/Semiannual Fund Reports to Shareholders and Form N-CSR Filed with the SEC

Contain additional information about the Fund's investments. The Fund's annual report also discusses the market conditions and investment strategies that significantly affected the Fund's performance during its last fiscal year. In Form N-CSR, you will find the Fund's annual and semi-annual financial statements.

Statement of Additional Information (SAI)

Contains more information about the Fund, its investments, policies, and risks. It is incorporated by reference into (is legally a part of) this prospectus.

Reports and other information about the Fund are available on the EDGAR database on the SEC's website at www.sec.gov, and copies of this information may be obtained, after paying a duplicating fee, by electronic request at the following e-mail address: publicinfo@sec.gov.

