Franklin Onchain U.S. Government Money Fund™

CUSIP:	35473R104
Ticker:	FOBXX
Inception:	06 Apr 21

Factsheet as of September 30, 2026

Investment Objective
Maximum current income to the extent consistent with preservation of capital and the maintenance of liquidity.

Investment Structure
U.S. dollar-denominated, diversified open-end 2a-7 fund.

Ratings*
S&P: AAAm
Moody's: Aaa-mf
Fitch: AAAmmf

Fund Performance

Month End Current 7 Day Yield*	**3.73%**
Month End Current 30 Day Yield*	**3.63%**

Sep 26	Aug 26	Jul 26	Jun 26	May 26	Apr 26	Mar 26	Feb 26	Jan 26	Dec 25	Nov 25	Oct 25
3.63%	3.56%	3.53%	3.49%	3.47%	3.52%	3.52%	3.53%	3.54%	3.65%	3.82%	3.96%

Average Annual Total Returns (%)

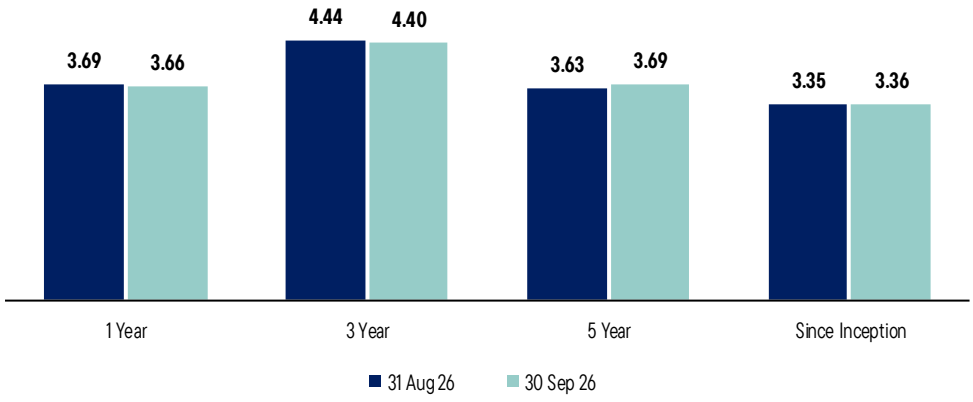

Minimum Investment (USD)
Differs by blockchain; currently $20; Please see "Buying Shares" in the fund's current prospectus.

Because transaction fees on blockchain networks can fluctuate from time to time, the Fund may waive or change the minimum initial investment amounts without prior notice to shareholders.

Net Asset Value
$1.00

Total Net Assets
$668.0 (mm)

Weighted Average Maturity
33 days

Weighted Average Life
110 days

Weighted Maximum Average Maturity
60 days

Fund Cut-Off Time[1]
5:00 PM ET

Sales Charges: None; Total Annual Operating Expenses: Net: 0.20% Gross: 0.22%

Performance data quoted represents past performance, which does not guarantee future results. Current performance may be lower or higher than the figures shown. Investment returns will fluctuate so that an investor's shares, when redeemed, may be worth more or less than their original cost. Performance would have been lower if fees had not been waived in various periods. Total returns assume the reinvestment of all distributions and the deduction of all fund expenses. Returns for periods of less than one year are not annualized. All classes of shares may not be available to all investors or through all distribution channels. For current month-end performance, please call Franklin Templeton at (800) 625-4554 or visit www.franklintempleton.com.

Gross expenses are the fund's total annual operating expenses as of the fund's prospectus available at the time of publication. Actual expenses may be higher and may impact portfolio returns. Net expenses reflect contractual fee waivers, expense caps and/or reimbursements, which cannot be terminated prior to July 31, 2027 without Board consent. Additional amounts may be voluntarily waived and/or reimbursed and may be modified or discontinued at any time without notice.

*Current as of date stated above. Ratings are issued and reported at the Portfolio level. A fund rated 'AAAm' demonstrates extremely strong capacity to maintain principal stability and to limit exposure to principal losses due to credit risk. 'AAAm' is the highprincipal stability fund rating assigned by S&P Global Ratings. S&P's ratings represent an opinion only, are not recommendations to buy, sell or hold securities of a Fund, and may be revised or withdrawn at any time. The Fitch AAAmmf, money market fund rating reflects the Portfolio's extremely strong capacities to achieve the investment objectives of preserving principal and providing shareholder liquidity through limiting credit, market and liquidity risk. The Moody's Aaa-mf rating of the Portfolio reflects the strong underlying credit and liquidity profiles of the Portfolio and the conservative investment strategies employed in the pursuit to generate income while preserving capital and maintaining liquidity for the shareholders.

For more information regarding rating methodologies: for Standard & Poor's: www.spratings.com/en_US/understandingratings | for Fitch visit: www.fitchratings.com | for Moody's visit: www.moodys.com

**The current SEC 7-day yield represents net interest income generated by the investments for the past 7 days and assumes that the same income is generated each week over a 365-day period. The 7-day yield more closely reflects current fund earnings than does total returns. The 30-day yield is the average annualized net investment income per share and is subject to change. Yields for other share classes may vary due to differences in sales charge structure and class expenses. The Fund's yields reflect fee waivers, absent these reimbursements and/or waivers, performance would have been lower. Without these fee waivers and/or reimbursements, the Fund's most recent 7-day and 30-day yields would have been 3.73% and 3.63% respectively. A negative yield may result from accrued expenses exceeding income collected over the period indicated.

[1] The fund invests in securities through an underlying fund (hub). Assets are reported at the Portfolio level.

[2]The fund may close early in certain circumstances, as described in the fund's current prospectus. On days when the fund closes early, the final NAV of the day will be calculated as of the early close.

Not FDIC Insured • No Bank Guarantee • May Lose Value

FRANKLIN TEMPLETON

Franklin Onchain U.S. Government Money Fund™

CUSIP:	35473R104
Ticker:	FOBXX
Inception:	06 Apr 21

Factsheet as of September 30, 2026

Portfolio Composition*

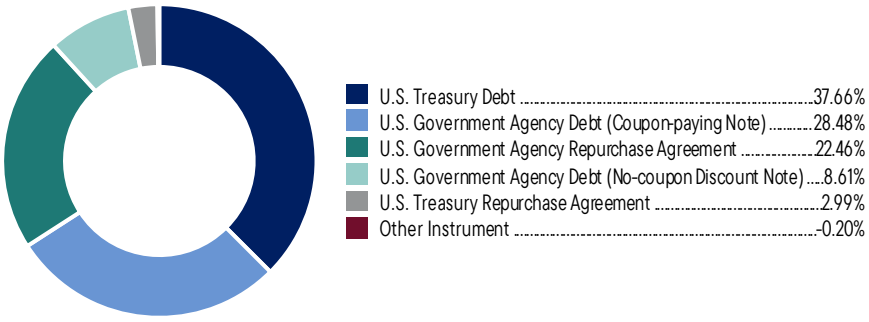

Maturity Distribution*

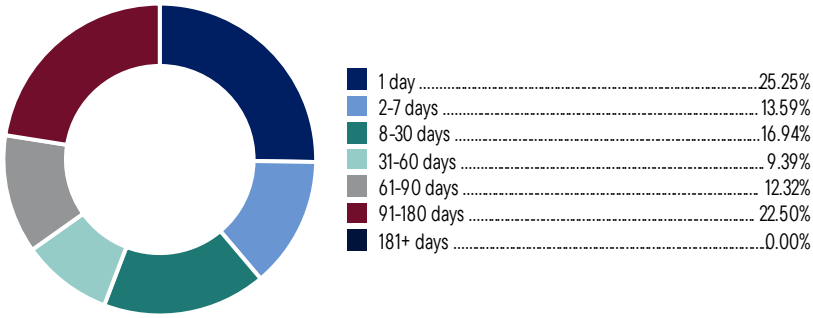

Investment Team

Western Asset Management is one of the world's leading global fixed income managers. Founded in 1971, the firm is known for team management and proprietary research, supported by robust risk management and a long-term fundamental value approach.

Permissible Investments

Invests exclusively in short term U.S. Government obligations:

- Treasuries
- Agencies
- Treasury/agency repurchase agreements

Use of Blockchain The Fund's transfer agent maintains the official record of share ownership via a proprietary blockchain-integrated system that utilizes features of traditional book-entry form and one or more public blockchain networks. The use of blockchain technology is relatively new and still evolving for mutual funds. Similar to traditional fund recordkeeping systems, all Fund and shareholder records in the blockchain-integrated system are under the full and complete control of the Fund's transfer agent. The Fund's investment manager expects that the blockchain-integrated recordkeeping system will provide operational efficiencies without negatively impacting the quality of the transfer agent's services.
There are risks associated with the issuance, redemption, transfer, custody and record keeping of shares maintained and recorded on a blockchain. Please see the Principal Risks section of the fund's current prospectus for details.

What should I know before investing?

You could lose money by investing in the fund. Although the fund seeks to preserve the value of your investment at $1.00 per share, it cannot guarantee it will do so. An investment in the fund is not a bank account and is not insured or guaranteed by the Federal Deposit Insurance Corporation or any other government agency. The fund's sponsor is not required to reimburse the fund for losses, and you should not expect that the sponsor will provide financial support to the fund at any time, including during periods of market stress. Although the fund invests in U.S. government obligations, an investment in the fund is neither insured nor guaranteed by the U.S. government.

All investments involve risk, including loss of principal. The fund's **yield** may be affected by changes in interest rates and changes in credit ratings. These and other risks are discussed in the fund's prospectus.

*Percentages are based on total portfolio and are subject to change at any time. U.S. Government obligations are not necessarily backed by the full faith and credit of the United States and investment in the fund is neither insured nor guaranteed by the U.S. Government. Does not include unsettled trades. Data may not sum to 100%.

Weighted Average Maturity (WAM) is a weighted average of all the maturities of the securities held in a fund. WAM for money market funds can be used as a measure of sensitivity to interest rate changes. Generally, the longer the maturity, the greater the sensitivity. **Weighted Average Life (WAL)** is the weighted average of the life of the securities held in a fund or portfolio and can be used as a measure of sensitivity to changes in liquidity and/or credit risk. Generally, the higher the value, the greater the sensitivity. However, unlike WAM, WAL does not include interest rate resets in its calculation. **Maturity Distribution** is a measure of a bond's maturity which takes into consideration the possibility that the issuer may call the bond before its maturity date.

This material must be preceded or accompanied by a summary prospectus and/or prospectus.

Western Asset Management Company, LLC serves as the Fund's Subadvisor.

©2026 Franklin Distributors, LLC. Member FINRA/SIPC. Western Asset Management Company, LLC, Franklin Templeton Fund Adviser, LLC and Franklin Distributors, LLC are Franklin Templeton affiliated companies.

29386-FF

Not FDIC Insured • No Bank Guarantee • May Lose Value

FRANKLIN TEMPLETON