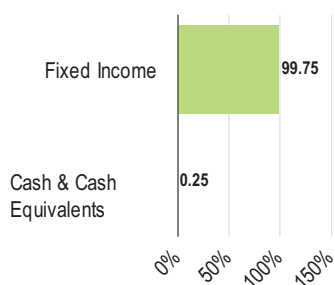


**Product Profile**
**Product Details<sup>1</sup>**

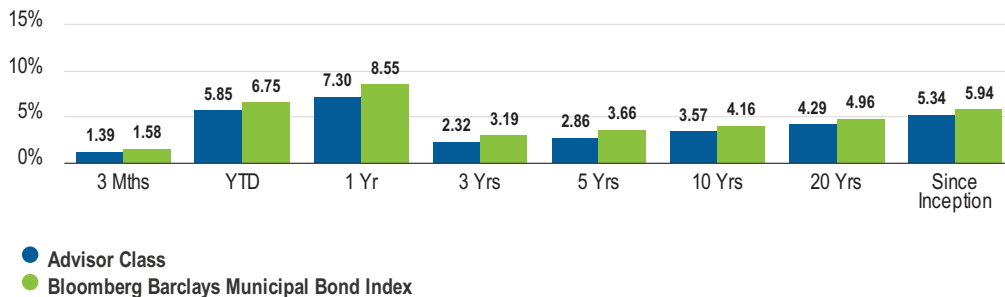
Fund Assets	\$240,290,028.27
Fund Inception Date	09/01/1987
Number of Holdings	61
NASDAQ Symbol	FALZX
Maximum Sales Charge	0.00
Investment Style	Municipals
Benchmark	Bloomberg Barclays Municipal Bond Index
Lipper Classification	Other States Municipal Debt Funds
Morningstar Category™	Muni Single State Long
Dividend Frequency	Monthly, on or near the last business day

**Asset Allocation<sup>2</sup>**

**Fund Description**

The fund seeks to provide investors with as high a level of income exempt from federal income taxes and Alabama personal income taxes as is consistent with prudent investment management and the preservation of shareholders' capital.<sup>3</sup>

**Performance Data<sup>4,5</sup>**
**Average Annual Total Returns<sup>6</sup> (%)**

	3 Mths	YTD	1 Yr	3 Yrs	5 Yrs	10 Yrs	20 Yrs	Since Inception (09/01/1987)
Advisor Class	1.39	5.85	7.30	2.32	2.86	3.57	4.29	5.34
Bloomberg Barclays Municipal Bond Index	1.58	6.75	8.55	3.19	3.66	4.16	4.96	5.94


**Total Annual Operating Expenses:** 0.66%

**30-Day Standardized Yield<sup>7</sup>:** 1.20%

**Taxable Equivalent Yield<sup>8</sup>:** 2.21%

Performance data represents past performance, which does not guarantee future results. Current performance may differ from figures shown. The fund's investment return and principal value will change with market conditions, and you may have a gain or a loss when you sell your shares. Please call Franklin Templeton at (800) DIAL BEN/342-5236 or visit franklintempleton.com for the most recent month-end performance.

Advisor Class shares are offered only to certain eligible investors as stated in the prospectus. They are offered without sales charges or Rule 12b-1 fees. The fund offers other share classes subject to different fees and expenses, which will affect their performance. Please see the prospectus for details.

- All holdings are subject to change.
- Information is historical and may not reflect current or future portfolio characteristics. Percentage may not equal 100% due to rounding. All holdings are subject to change.
- Dividends are generally subject to state and local taxes, if any. For investors subject to the alternative minimum tax, a small portion of fund dividends may be taxable. Distributions of capital gains are generally taxable.
- Source for Index: FactSet. Indexes are unmanaged, and one cannot invest directly in an index. They do not reflect any fees, expenses or sales charges.
- Periods shorter than one year are shown as cumulative total returns.
- The fund's 30-day standardized yield is calculated over a trailing 30-day period using the yield to maturity on bonds and/or the dividends accrued on stocks. It may not equal the fund's actual income distribution rate, which reflects the fund's past dividends paid to shareholders.
- The Taxable-Equivalent Yield assumes the maximum regular federal income tax rate, maximum state personal income tax and the Medicare tax in effect on December 2018.

## Calendar Year Returns (%)

	2018	2017	2016	2015	2014	2013	2012	2011	2010	2009
Advisor Class	0.65	3.17	1.82	1.22	10.56	-4.87	7.50	12.21	-0.27	13.10
Bloomberg Barclays Municipal Bond Index	1.28	5.45	0.25	3.30	9.05	-2.55	6.78	10.70	2.38	12.91

Performance data represents past performance, which does not guarantee future results. Current performance may differ from figures shown. The fund's investment return and principal value will change with market conditions, and you may have a gain or a loss when you sell your shares. Please call Franklin Templeton at (800) DIAL BEN/342-5236 or visit franklintempleton.com for the most recent month-end performance.

Lipper Income Returns<sup>9,10</sup> (%)

	1 Mth	3 Mths	1 Yr	3 Yrs	5 Yrs	10 Yrs	20 Yrs
Advisor Class	0.24	0.74	3.25	3.35	-	-	-
Other States Municipal Debt Funds Classification Average	0.21	0.63	2.76	2.83	2.90	3.28	3.79
Other States Municipal Debt Funds Classification Percentile Ranking - Advisor Class	21	22	20	20	-	-	-

Portfolio Manager Insight<sup>11</sup>

## Performance Review

## QUARTERLY KEY PERFORMANCE DRIVERS

	Duration	Quality	Sector
HELPED	Overweight Long End of Yield Curve (20 Years and Longer)	Underweight AAA Rated Bonds	Underweight State General Obligation
	—	Security Selection in AA Rated Bonds	Overweight Revenue Bonds
	—	—	—
HURT	—	Security Selection in AAA Rated Bonds	Overweight Refunded Bonds
	—	—	—
	—	—	—

- Our portfolio is positioned to provide stable, high levels of tax-free income. We continue to focus on income production within the portfolio, and our primary goal is to maintain an above-average income return ranking over the 1-, 3-, 5-, and 10-year trailing time periods.
- Our underweight to state general obligation bonds contributed to relative returns over the period as these municipal bonds generally underperformed their revenue bond counterparts. We continue to favor essential purpose revenue bonds over government sectors, where we believe unfunded pension liabilities may stress budgets in many cases around the country.
- Our overweight allocation to refunded bonds detracted from relative returns over the quarter. Refunded bonds provide a source of liquidity as we opportunistically allocate to other areas of the market during periods of volatility. Additionally, these bonds help deliver elevated levels of income and price stability in the portfolio.

## Outlook &amp; Strategy

- We continue to manage our strategies with a focus on maximizing tax-free income for investors. This approach relies heavily upon our research capabilities and credit analysis.
- In general, the performance and volatility of the municipal bond market are typically driven by supply and demand dynamics, as well as interest rates. From a credit perspective, there has been little change in underlying market fundamentals, in our view, as general creditworthiness and low default rates remain stable. Meanwhile, the municipal bond market has continued to see large inflows of funds, while net issuance has remained negative. This has caused measures of municipal bond yields versus those of Treasuries to fall.
- As interest rates decline and volatility decreases, our strategies capitalize on market liquidity to optimize credit quality, diversification and overall portfolio structure, which can potentially help protect long-term investment income and preserve shareholder capital. When rates do rise and volatility returns, our strategies typically sell lower-yielding positions and replace them with higher-yielding securities, resulting in an increase in portfolio turnover and higher distributions of tax-free income for clients. Although we have been more conservatively positioned, we will use periods of volatility to buy opportunistically across available credits should relative values improve.

9. Source: Lipper, Inc., 09/30/2019. Lipper figures do not include sales charges and may have been different if such charges had been considered. Lipper income return rankings are different than Lipper total return rankings. Income return rankings reflect performance from income only; they do not reflect performance from price gain or loss. Total return reflects performance from both income and price gain or loss. Rankings do not include sales charges. Other share classes may differ. Past performance is not an indicator or a guarantee of future performance.

10. Periods shorter than one year are shown as cumulative total returns.

- Regardless of the market environment, our long history of navigating the various cycles of the municipal market has provided a steady source of tax-free income for our clients. As we continue to monitor the market, we seek to improve our income production and take advantage of market volatility, while maintaining our long-standing philosophy of investing conservatively in high-quality, diversified municipal bond portfolios.

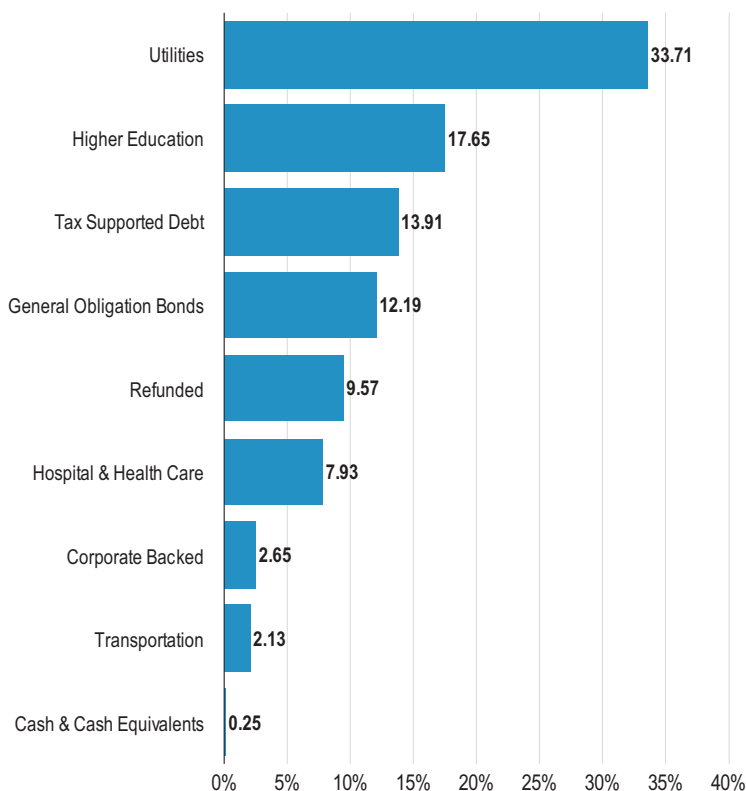
11. The information provided is not a complete analysis of every material fact regarding any country, market, industry, security or fund. Because market and economic conditions are subject to change, comments, opinions and analyses are rendered as of the date of this material and may change without notice. A portfolio manager’s assessment of a particular security, investment or strategy is not intended as individual investment advice or a recommendation or solicitation to buy, sell or hold any security or to adopt any investment strategy; it is intended only to provide insight into the fund’s portfolio selection process. Holdings are subject to change.

**Portfolio Characteristics**<sup>12,13,14</sup>

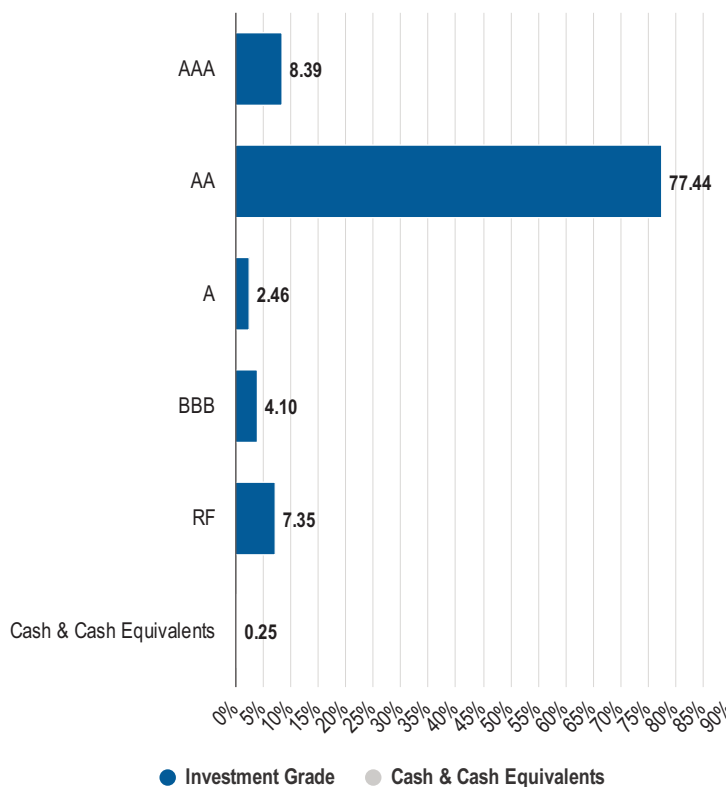
	Portfolio	Bloomberg Barclays Municipal Bond Index
Average Duration	4.33 Yrs	5.29 Yrs
Average Weighted Maturity	18.00 Yrs	14.27 Yrs
AMT Exposure	0.00%	-
Annual Turnover Ratio (02/28/2019)	8.57%	-

**Portfolio Diversification**

**Sector Allocation**<sup>15</sup>  
Percent of Total



**Credit Quality Ratings**<sup>16</sup>  
Percent of Total



12. The portfolio characteristics listed are based on the fund’s underlying holdings, and do not necessarily reflect the fund’s characteristics. Information is historical and may not reflect current or future portfolio characteristics. All holdings are subject to change.

13. Turnover Ratio is as of the fund’s fiscal year-end.

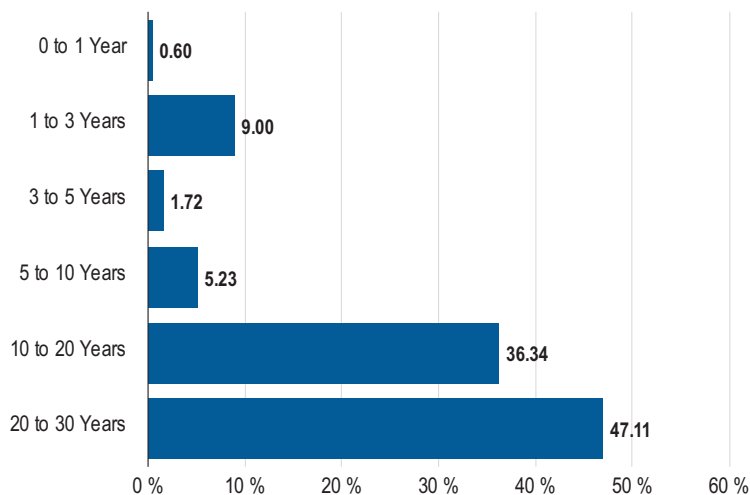
14. Source for Index: FactSet. Indexes are unmanaged, and one cannot invest directly in an index. They do not reflect any fees, expenses or sales charges.

15. Information is historical and may not reflect current or future portfolio characteristics. Percentage may not equal 100% due to rounding. All holdings are subject to change.

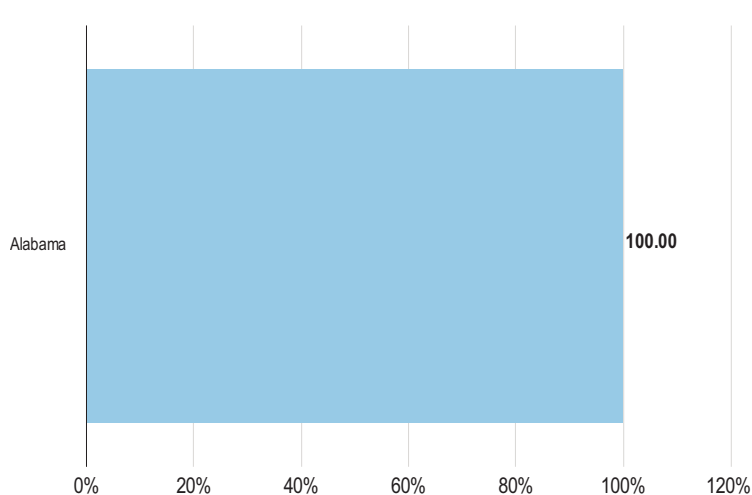
16. Securities, except for those labeled Not Rated (“NR”), are assigned ratings by one or more Nationally Recognized Statistical Rating Organizations (“NRSRO”), such as Standard & Poor’s, Moody’s and Fitch, that can be considered by the investment manager as part of its independent securities analysis. When ratings from multiple agencies are available, the highest is used, consistent with the portfolio investment process. Ratings reflect an NRSRO’s opinion of an issuer’s creditworthiness and typically range from AAA (highest) to D (lowest). The Refunded (“RF”) category consists of refunded bonds secured by U.S. government or other high-quality securities and not rerated by an NRSRO. The Not Rated category consists of ratable securities that have not been rated by an NRSRO. Cash includes equivalents, which may be rated. Information is historical and may not reflect current or future portfolio characteristics. All holdings are subject to change.

**Maturity Allocation<sup>17</sup>**

Percent of Total

**State / U.S. Territory Allocation<sup>18,19</sup>**

Percent of Total

**Investment Philosophy****Focus on Income**

Franklin municipal managers aim to maximize monthly tax-free income for shareholders. Historically, the income return from municipal bonds has contributed much more to municipal bond returns than changes in municipal bond prices. Additionally, Franklin managers generally limit fund exposure to bonds with income that is subject to the Alternative Minimum Tax.

**No Leverage, No Derivatives, No Options**

Franklin managers avoid investment practices that may expose shareholder capital to unnecessary risk. For example, we don't use leverage or invest in derivatives or futures, because they can increase portfolio volatility.

**Strict Internal Analysis**

Our analysts are responsible for conducting research on credit-driven securities in the municipal market. They are responsible for evaluating an issuer's credit strengths and weaknesses and working with the portfolio managers on select fund purchase and sale decisions.

**Buy and Hold for the Long Term**

Franklin managers are focused on seeking to maximize income; we don't actively trade bonds to try to capture capital gains. We typically sell holdings only if we see an opportunity to enhance a fund's portfolio structure or its income earning potential.

**Investment Process****Market Analysis**

On a daily basis, we analyze current market conditions, including:

- Trading activity
- Yield spreads
- Call option spreads
- New offerings
- Secondary market offerings
- Credit ratings
- Event risk

**Research**

We search for high-quality, undervalued bonds that we believe should provide a high level of income until maturity.

We often make site visits to identify potential problems and opportunities that may not be readily visible on paper.

Analysts focus on credit-driven bond issues where we believe they can add the most value to the security selection process.

**Portfolio Construction**

We build portfolios with diversification in mind, taking into consideration allocations to sectors, regions, coupons, calls, maturities and quality, as appropriate.

We don't make significant allocation shifts based on expected market conditions. Rather, we look for the best value in the marketplace from an income-oriented perspective.

**Investment Team**

Portfolio Manager	Years with Firm	Years Experience
John Pomeroy, SVP/ Portfolio Manager	33	33
John Bonelli, VP/Portfolio Manager	9	9
James Conn, CFA, SVP/ Portfolio Manager	27	32

**Glossary**

**AMT Exposure:** Percentage of a fund's assets invested in bonds with income subject to the alternative minimum tax (AMT). For investors subject to the alternative minimum tax, a small portion of fund dividends may be taxable. Distributions of capital gains are generally taxable

<sup>17,19</sup> Information is historical and may not reflect current or future portfolio characteristics. Percentage may not equal 100% due to rounding. All holdings are subject to change.

<sup>18</sup> Uninvested cash is not included in the State / U.S. Territory Allocation.

**Annual Turnover Ratio:** Percentage of a fund's holdings replaced with other holdings during a fund's most recent full fiscal year.

**Average Duration:** A measure of the sensitivity of the price (the value of principal) of a fixed-income investment to a change in interest rates. Duration is expressed as a number of years.

**Average Weighted Maturity:** An estimate of the number of terms to maturity, taking the possibility of early payments into account, for the underlying holdings. Maturity is expressed as a number of years.

**What Are The Risks?**

All investments involve risks, including possible loss of principal. Because municipal bonds are sensitive to interest rate movements, the fund's yield and share price will fluctuate with market conditions. Bond prices generally move in the opposite direction of interest rates. Thus, as prices of bonds in the fund adjust to a rise in interest rates, the fund's share price may decline. Because the fund invests principally in a single state, it is subject to greater risk of adverse economic and regulatory changes in that state than a geographically diversified fund. Changes in the credit rating of a bond, or in the credit rating or financial strength of a bond's issuer, insurer or guarantor, may affect the bond's value. The fund may invest a significant part of its assets in municipal securities that finance similar types of projects, such as utilities, hospitals, higher education and transportation. A change that affects one project would likely affect all similar projects, thereby increasing market risk.

**Important Legal Information**

*Investors should carefully consider a fund's investment goals, risks, charges and expenses before investing. To obtain a summary prospectus and/or prospectus, which contains this and other information, talk to your financial advisor, call us at (800) DIAL BEN/342-5236 or visit [franklintempleton.com](http://franklintempleton.com). Please carefully read a prospectus before you invest or send money.*

*CFA® and Chartered Financial Analyst® are trademarks owned by CFA Institute.*

*Important data provider notices and terms available at: [www.franklintempletondatasources.com](http://www.franklintempletondatasources.com)*

4. Effective 09/15/2016, the fund began offering Advisor Class Shares. For periods prior to the fund's Advisor Class inception date, a restated figure is used based on the fund's oldest share class, Class A1 performance, excluding the effect of Class A1's maximum initial sales charge but reflecting the effect of the Class A1 Rule 12b-1 fees; and b) for periods after the fund's Advisor Class inception date, actual Advisor Class performance is used, reflecting all charges and fees applicable to that class.

**Franklin Templeton Distributors, Inc.**

One Franklin Parkway  
San Mateo, CA 94403-1906  
(800) DIAL BEN/342-5236  
[franklintempleton.com](http://franklintempleton.com)