



FRANKLIN  
TEMPLETON

# FRANKLIN TEMPLETON ETF TRUST

**Prospectus** | August 1, 2025

	<b>Ticker:</b>	<b>Exchange:</b>
<b>Franklin U.S. Large Cap Multifactor Index ETF</b>	FLQL	Cboe BZX Exchange, Inc.
<b>Franklin U.S. Mid Cap Multifactor Index ETF</b>	FLQM	Cboe BZX Exchange, Inc.
<b>Franklin U.S. Small Cap Multifactor Index ETF</b>	FLQS	Cboe BZX Exchange, Inc.

The U.S. Securities and Exchange Commission (SEC) has not approved or disapproved these securities or passed upon the adequacy of this prospectus. Any representation to the contrary is a criminal offense.

**ETF P 08/25**

**FRANKLIN TEMPLETON ETF TRUST  
SUPPLEMENT DATED DECEMBER 30, 2025  
TO THE SUMMARY PROSPECTUSES, PROSPECTUS  
AND STATEMENT OF ADDITIONAL INFORMATION (“SAI”)  
EACH DATED AUGUST 1, 2025, OF  
FRANKLIN U.S. LARGE CAP MULTIFACTOR INDEX ETF  
FRANKLIN U.S. MID CAP MULTIFACTOR INDEX ETF AND  
FRANKLIN U.S. SMALL CAP MULTIFACTOR INDEX ETF  
(EACH, A “FUND” AND TOGETHER THE “FUNDS”)**

---

**Each Fund’s Summary Prospectus and Prospectus are amended as follows:**

- I. The following replaces the first paragraph under the section titled “Fund Summary – Principal Investment Strategies” in the Fund’s Summary Prospectus and Prospectus.**
  - A. For the Franklin U.S. Large Cap Multifactor Index ETF (FLQL)**

Under normal market conditions, the Fund invests at least 80% of its assets in the component securities of the U.S. Large Cap Underlying Index. The U.S. Large Cap Underlying Index is a systematic, rules-based proprietary index maintained and calculated by FTSE Russell. The U.S. Large Cap Underlying Index is based on the Russell 1000® Index (Parent Index) and is constructed by applying a multi-factor methodology to the Parent Index. The Parent Index is a subset of the Russell 3000® Index and is designed to measure the performance of large capitalization stocks in the United States. It includes approximately 1,000 of the largest issuers based on a combination of their market cap and current index membership. As of May 31, 2025, the Parent Index represented approximately 95% of the total market capitalization of the Russell 3000® Index.
  - B. For the Franklin U.S. Mid Cap Multifactor Index (FLQM)**

Under normal market conditions, the Fund invests at least 80% of its assets in the component securities of the U.S. Mid Cap Underlying Index. The U.S. Mid Cap Underlying Index is a systematic, rules-based proprietary index that is maintained

and calculated by FTSE Russell. The U.S. Mid Cap Underlying Index is based on the Russell Midcap® Index (Parent Index) and is constructed by applying a multi-factor methodology to the Parent Index. The Parent Index is a subset of the Russell 1000® Index and is designed to measure the performance of mid-capitalization stocks in the United States. It includes approximately 800 of the smallest issuers in the Russell 1000® Index.

C. For the Franklin U.S. Small Cap Multifactor Index (FLQS)

Under normal market conditions, the Fund invests at least 80% of its assets in the component securities of the U.S. Small Cap Underlying Index. The U.S. Small Cap Underlying Index is a systematic, rules-based proprietary index that is maintained and calculated by FTSE Russell. The U.S. Small Cap Underlying Index is based on the Russell 2000® Index (Parent Index) and is constructed by applying a multi-factor methodology to the Parent Index. The Parent Index is a subset of the Russell 3000® Index and is designed to measure the performance of small capitalization stocks in the United States. It includes approximately 2000 of the smallest issuers in the Russell 3000® Index.

**II. For each Fund, the following is added as the second to last paragraph under the section titled “Fund Summary – Principal Investment Strategies” in the Fund’s Summary Prospectus and Prospectus, and as the last paragraph in the section titled “Fund Details – Principal Investment Policies and Practices” in the Prospectus.**

The Fund intends to be diversified in approximately the same proportion as the Fund’s underlying index is diversified. The Fund may become “non-diversified,” as defined in the 1940 Act, solely as a result of a change in relative market capitalization or index weighting of one or more constituents of the Fund’s underlying index. A “non-diversified” fund generally invests a greater proportion of its assets in the securities of one or more issuers and invests overall in a smaller number of issuers than a diversified fund. Shareholder approval will not be sought if the Fund becomes non-diversified due solely to a change in the relative market capitalization or index weighting of one or more constituents of the Fund’s underlying index.

**III. The following replaces the first four paragraphs in the section titled “Fund Details – Principal Investment Policies and Practices” in the Funds’ Prospectus.**

Under normal market conditions, each Fund invests at least 80% of its assets in the component securities of the Fund’s corresponding Underlying Index. Each Underlying Index is a systematic, rules-based proprietary index maintained and calculated by FTSE Russell.

The U.S. Large Cap Underlying Index is based on the Russell 1000® Index and is constructed by applying a multi-factor methodology to the Russell 1000® Index. The Russell 1000® Index is a subset of the Russell 3000® Index and is designed to measure the performance of large capitalization stocks in the United States. As of May 31, 2025, the Russell 1000® Index represented approximately 95% of the total market capitalization of the Russell 3000® Index. It includes approximately 1,000 of the largest issuers based on a combination of their market cap and current index membership. As of May 31, 2025, the U.S. Large Cap Underlying Index was comprised of 211 securities with capitalizations ranging from \$1.89 billion to \$3.42 trillion.

The U.S. Mid Cap Underlying Index is based on the Russell Midcap® Index and is constructed by applying a multi-factor methodology to the Russell Midcap® Index. The Russell Midcap® Index is a subset of the Russell 1000® Index and is designed to measure the performance of mid-capitalization stocks in the United States. It includes approximately 800 of the smallest issuers in the Russell 1000® Index. As of May 31, 2025, the U.S. Mid Cap Underlying Index was comprised of 202 securities with capitalizations ranging from \$902 million to \$56.88 billion.

The U.S. Small Cap Underlying Index is based on the Russell 2000® Index and is constructed by applying a multi-factor methodology to the Russell 2000® Index. The Russell 2000® Index is a subset of the Russell 3000® Index and is designed to measure the performance of small capitalization stocks in the United States. It includes approximately 2000 of the smallest issuers in the Russell 3000® Index. As of May 31, 2025, the U.S. Small Cap Underlying Index was comprised of 486 securities with capitalizations ranging from \$21 million to \$16.97 billion.

**IV. The following is added to each Fund's Summary Prospectus and Prospectus in the section titled "Fund Summary – Principal Risks."**

**Change in Diversification Status:** In seeking to track its Underlying Index, the Fund may become non-diversified as a result of a change in relative market capitalization or index weighting of one or more constituents of the Underlying Index. In such circumstances, the Fund may be more sensitive to economic, business, political or other changes affecting individual issuers or investments than a diversified fund, which may negatively impact the Fund's performance and result in greater fluctuation in the value of the Fund's shares and greater risk of loss.

**V. The following is added to each Fund's Prospectus in the section titled "Fund Details – Principal Risks."**

**Change in Diversification Status:** In seeking to track its Underlying Index, the Fund may become non-diversified as a result of a change in relative market capitalization or index weighting of one or more constituents of the Underlying Index. A "non-diversified" fund generally invests a greater portion of its assets in the securities of one or more issuers and invests overall in a smaller number of issuers than a diversified fund. The Fund may be more sensitive to a single economic, business, political, regulatory or other occurrence than a more diversified fund might be, which may negatively impact the Fund's performance and result in greater fluctuation in the value of the Fund's shares and a greater risk of loss.

**VI. The following replaces the disclosure in the section titled "Index Provider" and the section titled "Disclaimers—FTSE Russell" in the Funds' Prospectus.**

FTSE Russell creates, compiles, maintains, calculates and publishes each Underlying Index. Franklin Templeton Companies, LLC (FTC), an affiliate of Advisory Services, has entered into a license agreement with FTSE Russell to use the Underlying Indexes. Pursuant to an index sub-licensing agreement between FTC and Franklin Templeton ETF Trust, FTC provides the use of the Underlying Indexes and related intellectual property at no cost to the Franklin Templeton ETF Trust and the Funds.

The LibertyQ U.S. Large Cap Equity Index, LibertyQ U.S. Mid Cap Equity Index, and LibertyQ U.S. Small Cap Equity Index are calculated and maintained by FTSE Russell. Franklin U.S. Large Cap Multifactor Index ETF, Franklin U.S. Mid Cap Multifactor Index ETF and Franklin U.S. Small Cap Multifactor Index ETF are not in any way sponsored, endorsed, sold or promoted by Russell or the London Stock Exchange Group companies (“LSEG”) (together the “Licensor Parties”) and none of the Licensor Parties make any claim, prediction, warranty or representation whatsoever, expressly or impliedly, either as to (i) the results to be obtained from the use of an Index (upon which the Franklin U.S. Large Cap Multifactor Index ETF, Franklin U.S. Mid Cap Multifactor Index ETF or Franklin U.S. Small Cap Multifactor Index ETF is based), (ii) the figure at which an Index is said to stand at any particular time on any particular day or otherwise, or (iii) the suitability of an Index for the purpose to which it is being put in connection with Franklin U.S. Large Cap Multifactor Index ETF, Franklin U.S. Mid Cap Multifactor Index ETF or Franklin U.S. Small Cap Multifactor Index ETF. None of the Licensor Parties have provided or will provide any financial or investment advice or recommendation in relation to an Index to FTC or to its clients. Each Index is calculated by Russell or its agent. None of the Licensor Parties shall be (a) liable (whether in negligence or otherwise) to any person for any error in an Index or (b) under any obligation to advise any person of any error therein.

Frank Russell Company (“Russell”) is the source and owner of the trademarks, service marks and copyrights related to the Russell Indexes. Russell® is a trademark of Frank Russell Company. Neither Russell nor its licensors accept any liability for any errors or omissions in the Russell Indexes and / or Russell ratings or underlying data and no party may rely on any Russell Indexes and / or Russell ratings and / or underlying data contained in this communication. No further distribution of Russell Data is permitted without Russell’s express written consent. Russell does not promote, sponsor or endorse the content of this communication.

**Each Fund is updating its diversification policy under the Investment Company Act of 1940, as amended (the “1940 Act”). Under the revised policy, each Fund will continue to track its respective underlying index (the “Underlying Index”) even if the Fund becomes non-diversified as a result of a change in relative**

**market capitalization or index weighting of one or more constituents of the Underlying Index.**

**Shareholder approval will not be sought if the Fund crosses from diversified to non-diversified status under such circumstances.**

**The Funds' SAI is amended as follows:**

- I. The following is added with respect to each Fund in the “Goals, Strategies and Risks – Fundamental Investment Policies” section of the Statement of Additional Information:**

The Fund intends to be diversified in approximately the same proportion as its Underlying Index is diversified. The Fund may become non-diversified, as defined in the 1940 Act, solely as a result of a change in relative market capitalization or index weighting of one or more constituents of its Underlying Index. Shareholder approval will not be sought if the Fund crosses from diversified to non-diversified status due solely to a change in the relative market capitalization or index weighting of one or more constituents of its Underlying Index.

**Please retain this supplement for future reference.**





# Contents

## Fund Summary

Information about the Fund you should know before investing

---

Franklin U.S. Large Cap Multifactor Index ETF .....	2
Franklin U.S. Mid Cap Multifactor Index ETF .....	13
Franklin U.S. Small Cap Multifactor Index ETF .....	23

## Fund Details

More information on investment policies, practices and risks/financial highlights

---

Franklin U.S. Large Cap Multifactor Index ETF, Franklin U.S. Mid Cap Multifactor Index ETF and Franklin U.S. Small Cap Multifactor Index ETF .....	33
Investment Goal .....	33
Principal Investment Policies and Practices .....	33
Principal Risks .....	36
More Information on Investment Policies, Practices and Risks .....	46
Management .....	47
Distributions and Taxes .....	49
Index Provider .....	52
Disclaimers .....	53
Financial Highlights .....	55

## Shareholder Information

Information about Fund transactions

---

Buying and Selling Shares .....	59
Book Entry .....	60
Share Prices .....	60
Calculating NAV .....	61
Creations and Redemptions .....	62
Premium/Discount Information .....	63
Delivery of Shareholder Documents - Householding .....	63
Distribution .....	64

## For More Information

Where to learn more about the Fund

---

Back Cover

FLQL

# Franklin U.S. Large Cap Multifactor Index ETF

## Investment Goal

To seek to provide investment results that closely correspond, before fees and expenses, to the performance of the LibertyQ U.S. Large Cap Equity Index (the U.S. Large Cap Underlying Index).

## Fees and Expenses of the Fund

The following table describes the fees and expenses that you will incur if you buy, hold and sell shares of the Fund. **You may also incur other fees, such as usual and customary brokerage commissions and other fees to financial intermediaries, which are not reflected in the table and the Example that follows.**

### Annual Fund Operating Expenses

(expenses that you pay each year as a percentage of the value of your investment)

Management fees	0.15%
Distribution and service (12b-1) fees	None
Other expenses	0.00%
<b>Total annual Fund operating expenses</b>	<b>0.15%</b>

## Example

This Example is intended to help you compare the cost of investing in the Fund with the cost of investing in other funds. The Example assumes that you invest \$10,000 in the Fund for the time periods indicated and then sell all of your shares at the end of the period. The Example also assumes that your investment has a 5% return each year and that the Fund's operating expenses remain the same. Although your actual costs may be higher or lower, based on these assumptions your costs would be:

	1 Year	3 Years	5 Years	10 Years
Franklin U.S. Large Cap Multifactor Index ETF	\$15	\$48	\$85	\$192

## Portfolio Turnover

The Fund pays transaction costs, such as commissions, when it buys and sells securities (or "turns over" its portfolio). A higher portfolio turnover rate may indicate higher transaction costs and may result in higher taxes when Fund shares are held in a taxable account. These costs, which are not reflected in annual Fund operating expenses or in the Example, affect the Fund's performance. During the most recent fiscal year, the Fund's portfolio turnover rate was 53.07% of the average value of its portfolio.

## Principal Investment Strategies

Under normal market conditions, the Fund invests at least 80% of its assets in the component securities of the U.S. Large Cap Underlying Index. The U.S. Large Cap Underlying Index is a systematic, rules-based proprietary index maintained and calculated by FTSE Russell. The U.S. Large Cap Underlying Index is based on the Russell 1000® Index using a methodology developed with Franklin Templeton to reflect Franklin Templeton's desired investment strategy. The Russell 1000® Index is a subset of the Russell 3000® Index and is designed to measure the performance of large capitalization stocks in the United States. It includes approximately 1,000 of the largest issuers based on a combination of their market cap and current index membership. As of May 31, 2025, the Russell 1000® Index represented approximately 95% of the total market capitalization of the Russell 3000® Index.

The U.S. Large Cap Underlying Index seeks to achieve a lower level of risk and higher risk-adjusted performance than the Russell 1000® Index over the long term by applying a multi-factor selection process, which is designed to select equity securities from the Russell 1000® Index that have favorable exposure to three investment style factors – quality, value and momentum. The "quality" factor incorporates measurements such as return on equity, earnings variability, cash return on assets, return on assets, operating cash flow to sales, and leverage. The "value" factor incorporates measurements such as price to book value, dividend yield, earnings yield, and forward earnings yield. The "momentum" factor incorporates measurements such as 6-month risk adjusted price momentum and 12-month risk adjusted price momentum. Factors are common characteristics that relate to a group of issuers or securities that are important in explaining the returns and risks of those issuers' securities. In constructing the U.S. Large Cap Underlying Index, each security in the Russell 1000® Index with a weight of 1% or greater is selected for inclusion. The aggregate weight of these securities in the U.S. Large Cap Underlying Index will represent the same total weight as the sum of their benchmark weights. The remaining constituents of the Russell 1000® Index (i.e., securities with a weight of less than 1% of the benchmark) are assigned a composite factor score and the top 20% of such securities with the highest factor

scores are also selected for inclusion. The final weighting of all securities selected for inclusion in the U.S. Large Cap Underlying Index is determined based upon their benchmark weight multiplied by their composite factor score, subject to preestablished minimum and maximum weight constraints.

At the time of each quarterly reconstitution of the U.S. Large Cap Underlying Index, the maximum and minimum weight of each security included in the U.S. Large Cap Underlying Index will be capped at a limit based on the weight of the particular security in the Russell 1000® Index. The U.S. Large Cap Underlying Index is also constrained in its construction to limit turnover of constituent securities at each quarterly reconstitution. As of May 31, 2025, the U.S. Large Cap Underlying Index was comprised of 211 securities with capitalizations ranging from \$1.89 billion to \$3.42 trillion.

The Fund, using a “passive” or indexing investment approach, seeks investment results that closely correspond, before fees and expenses, to the performance of the U.S. Large Cap Underlying Index. The Fund may use either a replication strategy or representative sampling strategy. Under a replication strategy, the Fund will replicate the component securities of the U.S. Large Cap Underlying Index as closely as possible (i.e., invest in all of the component securities in their respective weightings in the U.S. Large Cap Underlying Index). However, under various circumstances, it may not be possible or practicable to replicate the U.S. Large Cap Underlying Index. In these circumstances, the Fund may use a “representative sampling” strategy whereby the Fund would invest in what it believes to be a representative sample of the component securities of the U.S. Large Cap Underlying Index, but may not track the U.S. Large Cap Underlying Index with the same degree of accuracy as would an investment vehicle replicating the entire U.S. Large Cap Underlying Index. Under the representative sampling technique, the investment manager will select securities that collectively have an investment profile similar to that of the U.S. Large Cap Underlying Index, including securities that resemble those included in the U.S. Large Cap Underlying Index in terms of risk factors, performance attributes and other characteristics, such as market capitalization and industry weightings. The Fund’s portfolio is reconstituted quarterly following the quarterly reconstitution of the U.S. Large Cap Underlying Index.

The Fund may invest in equity futures (including equity index futures) and equity total return swaps to provide additional opportunities to add value and better track the performance of the Fund’s Underlying Index, such as to equitize cash and accrued income (i.e., gain equity market exposure and maintain liquidity until the Fund invests in individual securities), simulate investments in the Underlying Index, facilitate trading or minimize transaction costs.

The Fund will concentrate its investments (i.e., hold 25% or more of its net assets) in a particular industry or group of industries to approximately the same extent that

the U.S. Large Cap Underlying Index is concentrated. As of May 31, 2025, the U.S. Large Cap Underlying Index was concentrated in the information technology sector.

## Principal Risks

You could lose money by investing in the Fund. Exchange-traded fund (ETF) shares are not deposits or obligations of, or guaranteed or endorsed by, any bank, and are not insured by the Federal Deposit Insurance Corporation, the Federal Reserve Board, or any other agency of the U.S. government. The Fund is subject to the principal risks noted below, any of which may adversely affect the Fund's net asset value (NAV), trading price, yield, total return and ability to meet its investment goal.

**Market:** The market values of securities or other investments owned by the Fund will go up or down, sometimes rapidly or unpredictably. The market value of a security or other investment may be reduced by market activity or other results of supply and demand unrelated to the issuer. This is a basic risk associated with all investments. When there are more sellers than buyers, prices tend to fall. Likewise, when there are more buyers than sellers, prices tend to rise. In addition, the value of the Fund's investments may go up or down due to general market or other conditions that are not specifically related to a particular issuer, such as: real or perceived adverse economic changes, including widespread liquidity issues and defaults in one or more industries; changes in interest, inflation or exchange rates; unexpected natural and man-made world events, such as diseases or disasters; financial, political or social disruptions, including terrorism and war; and U.S. trade disputes or other disputes with specific countries that could result in additional tariffs, trade barriers and/or investment restrictions in certain securities in those countries. Any of these conditions can adversely affect the economic prospects of many companies, sectors, nations, regions and the market in general, in ways that cannot necessarily be foreseen.

Stock prices tend to go up and down more dramatically than those of debt securities. A slower-growth or recessionary economic environment could have an adverse effect on the prices of the various stocks held by the Fund.

**Investment Style Factors:** There can be no assurance that the multi-factor stock selection process of the U.S. Large Cap Underlying Index will enhance performance. Exposure to such investment factors may detract from performance in some market environments, perhaps for extended periods.

**Large Capitalization Companies:** Large capitalization companies may fall out of favor with investors based on market and economic conditions. Large capitalization companies may underperform relative to small and mid capitalization companies because they may be unable to respond quickly to new competitive challenges, such as changes in technology and consumer tastes, and may not be able to attain

the high growth rate of successful smaller companies, especially during extended periods of economic expansion.

**Calculation Methodology:** The U.S. Large Cap Underlying Index relies on various sources of information to assess the criteria of issuers included in the U.S. Large Cap Underlying Index (or the FTSE Russell index on which it is based), including information that may be based on assumptions and estimates. Neither the Fund nor the investment manager can offer assurances that the U.S. Large Cap Underlying Index's calculation methodology or sources of information will provide an accurate assessment of included issuers or that the included issuers will provide the Fund with the market exposure it seeks.

**Index-Related:** There is no assurance that the U.S. Large Cap Underlying Index will be determined, composed or calculated accurately. While FTSE Russell provides descriptions of what the U.S. Large Cap Underlying Index is designed to achieve, FTSE Russell does not guarantee the quality, accuracy or completeness of data in respect of its indices, and does not guarantee that the U.S. Large Cap Underlying Index will be in line with the described index methodology. Errors in index data, index computations or the construction of the U.S. Large Cap Underlying Index in accordance with its methodology (including as a result of outdated, unreliable or unavailable market information) may occur and may not be identified and corrected by the index provider for a period of time or at all, which may have an adverse impact on the Fund and its shareholders. Gains, losses or costs to the Fund caused by errors in the U.S. Large Cap Underlying Index may therefore be borne by the Fund and its shareholders.

**Non-Correlation:** There is no guarantee that the Fund will achieve a high degree of correlation to the U.S. Large Cap Underlying Index and therefore achieve its investment goal. Market disruptions and regulatory restrictions could have an adverse effect on the Fund's ability to adjust its exposure to the required levels in order to track the U.S. Large Cap Underlying Index. In addition, the Fund's NAV may deviate from the U.S. Large Cap Underlying Index if the Fund fair values a portfolio security at a price other than the price used by the U.S. Large Cap Underlying Index for that security. To the extent that the investment manager uses a representative sampling strategy, the Fund may not track the return of the U.S. Large Cap Underlying Index as well as it would have if the Fund held all of the securities in the U.S. Large Cap Underlying Index.

**Tracking Error:** Tracking error is the divergence of the Fund's performance from that of the U.S. Large Cap Underlying Index. Tracking error may occur because of differences between the securities held in the Fund's portfolio and those included in the U.S. Large Cap Underlying Index, pricing differences, transaction costs, the Fund's holding of cash, differences in timing of the accrual of dividends or interest, tax gains or losses, changes to the U.S. Large Cap Underlying Index or the need to meet various new or existing regulatory requirements. This risk may be heightened

during times of increased market volatility or other unusual market conditions. Tracking error also may result because the Fund incurs fees and expenses, while the U.S. Large Cap Underlying Index does not.

**Market Trading:** The Fund faces numerous market trading risks, including the potential lack of an active market for Fund shares, losses from trading in secondary markets, periods of high volatility and disruption in the creation/redemption process of the Fund. Any of these factors, among others, may lead to the Fund's shares trading at a premium or discount to NAV. Thus, you may pay more (or less) than NAV when you buy shares of the Fund in the secondary market, and you may receive less (or more) than NAV when you sell those shares in the secondary market. The investment manager cannot predict whether shares will trade above (premium), below (discount) or at NAV.

**Concentration:** To the extent the Fund concentrates in a specific industry, a group of industries, sector or type of investment, the Fund will carry much greater risks of adverse developments and price movements in such industries, sectors or investments than a fund that invests in a wider variety of industries, sectors or investments. There is also the risk that the Fund will perform poorly during a slump in demand for securities of companies in such industries or sectors.

**Information technology companies:** Companies in the information technology sector have historically been volatile due to the rapid pace of product change and development within the sector. For example, their products and services may not prove commercially successful or may become obsolete quickly. In addition, delays in or cancellation of the release of anticipated products or services may also affect the price of an information technology company's stock. Information technology companies are subject to significant competitive pressures, such as new market entrants, aggressive pricing and tight profit margins. The activities of these companies may also be adversely affected by changes in government regulations, worldwide technological developments or investor perception of a company and/or its products or services. The stock prices of companies operating within this sector may be subject to abrupt or erratic movements.

**Mid Capitalization Companies:** Securities issued by mid capitalization companies may be more volatile in price than those of larger companies and may involve substantial risks. Such risks may include greater sensitivity to economic conditions, less certain growth prospects, lack of depth of management and funds for growth and development, and limited or less developed product lines and markets. In addition, mid capitalization companies may be particularly affected by interest rate increases, as they may find it more difficult to borrow money to continue or expand operations, or may have difficulty in repaying any loans. The markets for securities issued by mid capitalization companies also tend to be less liquid than the markets for securities issued by larger companies.

**Derivative Instruments:** The performance of derivative instruments depends largely on the performance of an underlying security, interest rate or index, and such derivatives often have risks similar to the underlying instrument, in addition to other risks. Derivatives involve costs and can create economic leverage in the Fund's portfolio which may result in significant volatility and cause the Fund to participate in losses (as well as gains) in an amount that significantly exceeds the Fund's initial investment. Other risks include illiquidity, mispricing or improper valuation of the derivative, and imperfect correlation between the value of the derivative and the underlying instrument so that the Fund may not realize the intended benefits and may experience increased tracking error. Their successful use will usually depend on the investment manager's ability to accurately forecast movements in the market relating to the underlying instrument. Should a market or markets, or prices of particular classes of investments move in an unexpected manner, especially in unusual or extreme market conditions, the Fund may not realize the anticipated benefits of the transaction, and it may realize losses, which could be significant. If the investment manager is not successful in using such derivative instruments, the Fund's performance may be worse than if the investment manager did not use such derivatives at all. When a derivative is used for hedging, the change in value of the derivative may also not correlate specifically with the security, interest rate, index or other risk being hedged. Derivatives also may present the risk that the other party to the transaction will fail to perform. There is also the risk, especially under extreme market conditions, that a derivative, which usually would operate as a hedge, provides no hedging benefits at all.

**Passive Investment:** Unlike many investment companies, the Fund is not actively managed and the investment manager does not attempt to take defensive positions under any market conditions, including declining markets. Therefore, the investment manager would not necessarily buy or sell a security unless that security is added or removed, respectively, from the U.S. Large Cap Underlying Index, even if that security generally is underperforming.

**Authorized Participant Concentration:** Only an Authorized Participant may engage in creation or redemption transactions directly with the Fund. "Authorized Participants" are broker-dealers that are permitted to create and redeem shares directly with the Fund and who have entered into agreements with the Fund's distributor. The Fund has a limited number of institutions that act as Authorized Participants. To the extent that these institutions exit the business or are unable to proceed with creation and/or redemption orders with respect to the Fund and no other Authorized Participant is able to step forward to create or redeem Creation Units (as defined below), Fund shares may trade at a discount to NAV and possibly face trading halts and/or delisting. This risk may be more pronounced in volatile markets, potentially where there are significant redemptions in ETFs generally.



**Large Shareholder:** Certain large shareholders, including other funds or accounts advised by the investment manager, sub-advisor or an affiliate of the investment manager or sub-advisor, may from time to time own a substantial amount of the Fund's shares. In addition, a third-party investor, the investment manager, sub-advisor or an affiliate of the investment manager or sub-advisor, an authorized participant, a lead market maker, or another entity may invest in the Fund and hold its investment for a limited period of time solely to facilitate commencement of the Fund or to facilitate the Fund's achieving a specified size or scale. There can be no assurance that any large shareholder would not redeem its investment, that the size of the Fund would be maintained at such levels or that the Fund would continue to meet applicable listing requirements. Redemptions by large shareholders could have a significant negative impact on the Fund. In addition, transactions by large shareholders may account for a large percentage of the trading volume on the listing exchange and may, therefore, have a material upward or downward effect on the market price of the shares.

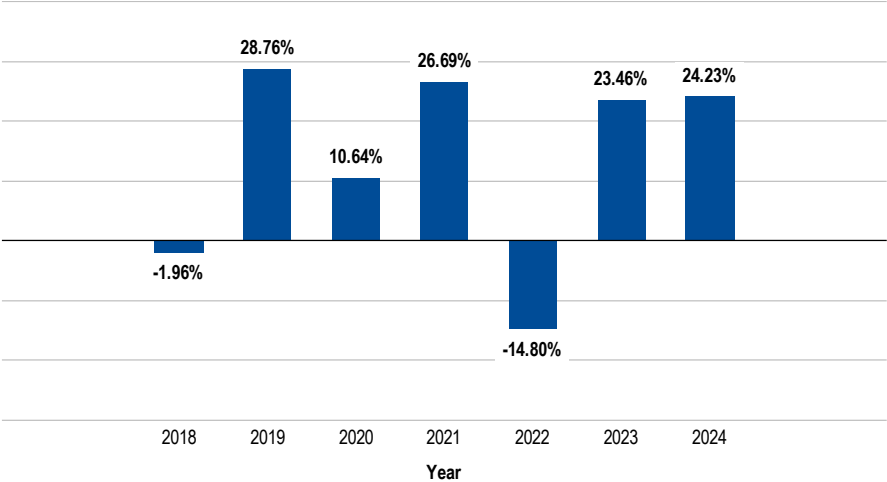
**Cybersecurity:** Cybersecurity incidents, both intentional and unintentional, may allow an unauthorized party to gain access to Fund assets, Fund or customer data (including private shareholder information), or proprietary information, cause the Fund, the investment manager, authorized participants, or index providers (as applicable) and listing exchanges, and/or their service providers (including, but not limited to, Fund accountants, custodians, sub-custodians, transfer agents and financial intermediaries) to suffer data breaches, data corruption or loss of operational functionality or prevent Fund investors from purchasing, redeeming shares or receiving distributions. The investment manager has limited ability to prevent or mitigate cybersecurity incidents affecting third party service providers, and such third party service providers may have limited indemnification obligations to the Fund or the investment manager. Cybersecurity incidents may result in financial losses to the Fund and its shareholders, and substantial costs may be incurred in an effort to prevent or mitigate future cybersecurity incidents. Issuers of securities in which the Fund invests are also subject to cybersecurity risks, and the value of these securities could decline if the issuers experience cybersecurity incidents.

Because technology is frequently changing, new ways to carry out cyber attacks are always developing. Therefore, there is a chance that some risks have not been identified or prepared for, or that an attack may not be detected, which puts limitations on the Fund's ability to plan for or respond to a cyber attack. Like other funds and business enterprises, the Fund, the investment manager, and their service providers are subject to the risk of cyber incidents occurring from time to time.

Performance

The following bar chart and table provide some indication of the risks of investing in the Fund. The bar chart shows changes in the Fund's performance from year to year. The table shows how the Fund's average annual returns for 1 year, 5 years, 10 years or since inception, as applicable, compared with those of a broad measure of market performance, an additional index and the Fund's underlying index. The Fund's past performance (before and after taxes) is not necessarily an indication of how the Fund will perform in the future. You can obtain updated performance information at [www.franklintempleton.com](http://www.franklintempleton.com) or by calling (800) DIAL BEN/342-5236.

Annual Total Returns



Best Quarter:	2020, Q2	16.80%
Worst Quarter:	2020, Q1	-20.81%

As of June 30, 2025, the Fund's year-to-date return was 8.42%.

## Average Annual Total Returns

For periods ended December 31, 2024

	1 Year	5 Years	Since Inception
<b>Franklin U.S. Large Cap Multifactor Index ETF</b>			
Return before taxes	24.23%	12.87%	13.50% <sup>1</sup>
Return after taxes on distributions	23.88%	12.38%	12.90% <sup>1</sup>
Return after taxes on distributions and sale of Fund shares	14.57%	10.19%	10.88% <sup>1</sup>
Russell 3000® Index (index reflects no deduction for fees, expenses or taxes)	23.81%	13.86%	13.73% <sup>1</sup>
Russell 1000® Index (index reflects no deduction for fees, expenses or taxes)	24.51%	14.27%	14.16% <sup>1</sup>
LibertyQ U.S. Large Cap Equity Index (index reflects no deduction for fees, expenses or taxes)	24.44%	13.02%	13.70% <sup>1</sup>

<sup>1</sup> Since inception April 26, 2017.

The after-tax returns presented in the table are calculated using the historical highest individual federal marginal income tax rates and do not reflect the impact of state and local taxes. Actual after-tax returns depend on an investor's tax situation and may differ from those shown. After-tax returns are not relevant to investors who hold their Fund shares through tax-advantaged arrangements, such as 401(k) plans or individual retirement accounts.

Important data provider notices and terms are available at [www.franklintempletondatasources.com](http://www.franklintempletondatasources.com). All data is subject to change.

## Investment Manager

Franklin Advisory Services, LLC (Advisory Services or investment manager)

## Sub-Advisor

Franklin Templeton Institutional, LLC (FT Institutional). For purposes of the Fund's investment strategies, techniques and risks, the term "investment manager" includes the sub-advisor.

## Portfolio Managers

### Dina Ting, CFA

Senior Vice President of Advisory Services and portfolio manager of the Fund since inception (2017).

### Hailey Harris

Portfolio Manager of FT Institutional and portfolio manager of the Fund since 2019.

### Joe Diederich

Portfolio Manager of FT Institutional and portfolio manager of the Fund since 2022.

## **Basit Amin, CFA**

Vice President of Advisory Services and portfolio manager of the Fund since 2022.

## **Purchase and Sale of Fund Shares**

The Fund is an ETF. Fund shares may only be purchased and sold on a national securities exchange through a broker-dealer. The price of Fund shares is based on market price, and because ETF shares trade at market prices rather than NAV, shares may trade at a price greater than NAV (a premium) or less than NAV (a discount). The Fund issues or redeems shares that have been aggregated into blocks of 50,000 shares or multiples thereof (Creation Units) to Authorized Participants who have entered into agreements with the Fund's distributor, Franklin Distributors, LLC (Distributors). The Fund will generally issue or redeem Creation Units in exchange for a basket of securities (and an amount of cash) that the Fund specifies each day.

An investor may incur costs attributable to the difference between the highest price a buyer is willing to pay to purchase shares of the Fund (bid) and the lowest price a seller is willing to accept for shares of the Fund (ask) when buying or selling shares in the secondary market (the "bid-ask spread"). Recent information, including information on the Fund's NAV, market price, premiums and discounts, and bid-ask spreads is available on the Fund's website at

<https://www.franklintempleton.com/investments/options/exchange-traded-funds>.

## **Taxes**

The Fund's distributions are generally taxable to you as ordinary income, capital gains, or some combination of both, unless you are investing through a tax-advantaged arrangement, such as a 401(k) plan or an individual retirement account, in which case your distributions would generally be taxed when withdrawn from the tax-advantaged account.

## **Payments to Broker-Dealers and Other Financial Intermediaries**

If you purchase shares of the Fund through a broker-dealer or other financial intermediary (such as a bank), the investment manager or other related companies may pay the intermediary for certain Fund-related activities, including those that are designed to make the intermediary more knowledgeable about exchange traded products, such as the Fund, as well as for marketing, education or other initiatives related to the sale or promotion of Fund shares. These payments may create a conflict of interest by influencing the broker-dealer or other intermediary and your salesperson to recommend the Fund over another investment. Ask your salesperson or visit your financial intermediary's website for more information.

FLQM

## Franklin U.S. Mid Cap Multifactor Index ETF

### Investment Goal

To seek to provide investment results that closely correspond, before fees and expenses, to the performance of the LibertyQ U.S. Mid Cap Equity Index (the U.S. Mid Cap Underlying Index).

### Fees and Expenses of the Fund

The following table describes the fees and expenses that you will incur if you buy, hold and sell shares of the Fund. **You may also incur other fees, such as usual and customary brokerage commissions and other fees to financial intermediaries, which are not reflected in the table and the Example that follows.**

#### Annual Fund Operating Expenses

(expenses that you pay each year as a percentage of the value of your investment)

Management fees	0.30%
Distribution and service (12b-1) fees	None
Other expenses	0.00%
<b>Total annual Fund operating expenses</b>	<b>0.30%</b>

### Example

This Example is intended to help you compare the cost of investing in the Fund with the cost of investing in other funds. The Example assumes that you invest \$10,000 in the Fund for the time periods indicated and then sell all of your shares at the end of the period. The Example also assumes that your investment has a 5% return each year and that the Fund's operating expenses remain the same. Although your actual costs may be higher or lower, based on these assumptions your costs would be:

	1 Year	3 Years	5 Years	10 Years
Franklin U.S. Mid Cap Multifactor Index ETF	\$31	\$97	\$169	\$381

## Portfolio Turnover

The Fund pays transaction costs, such as commissions, when it buys and sells securities (or "turns over" its portfolio). A higher portfolio turnover rate may indicate higher transaction costs and may result in higher taxes when Fund shares are held in a taxable account. These costs, which are not reflected in annual Fund operating expenses or in the Example, affect the Fund's performance. During the most recent fiscal year, the Fund's portfolio turnover rate was 19.00% of the average value of its portfolio.

## Principal Investment Strategies

Under normal market conditions, the Fund invests at least 80% of its assets in the component securities of the U.S. Mid Cap Underlying Index. The U.S. Mid Cap Underlying Index is a systematic, rules-based proprietary index that is maintained and calculated by FTSE Russell. The U.S. Mid Cap Underlying Index is based on the Russell Midcap® Index using a methodology developed with Franklin Templeton to reflect Franklin Templeton's desired investment strategy. The Russell Midcap® Index is a subset of the Russell 1000® Index and is designed to measure the performance of mid-capitalization stocks in the United States. It includes approximately 800 of the smallest issuers in the Russell 1000® Index.

The U.S. Mid Cap Underlying Index seeks to achieve a lower level of risk and higher risk-adjusted performance than the Russell Midcap® Index over the long term by applying a multi-factor selection process, which is designed to select equity securities from the Russell Midcap® Index that have favorable exposure to four investment style factors – quality, value, momentum and low volatility. Factors are common characteristics that relate to a group of issuers or securities that are important in explaining the returns and risks of those issuers' securities. The "quality" factor incorporates measurements such as return on equity, gross profit over assets, cash return on assets, gross margin sustainability, and return on asset sustainability. The "value" factor incorporates measurements such as forward earnings yield, EBITDA to enterprise value, price to book value and dividend yield. The "momentum" factor incorporates measurements such as 6-month risk adjusted price momentum and 12-month risk-adjusted price momentum. The "low volatility" factor incorporates measurements such as historical beta (i.e., a measure of the volatility of a security relative to the total market).

At the time of each semi-annual reconstitution of the U.S. Mid Cap Underlying Index, no company shall comprise more than 1% of the U.S. Mid Cap Underlying Index. The U.S. Mid Cap Underlying Index is also constrained in its construction to limit turnover of constituent securities at each semi-annual reconstitution. As of May 31, 2025, the U.S. Mid Cap Underlying Index was comprised of 202 securities with capitalizations ranging from \$902 million to \$56.88 billion.

The Fund, using a “passive” or indexing investment approach, seeks investment results that closely correspond, before fees and expenses, to the performance of the U.S. Mid Cap Underlying Index. The Fund may use either a replication strategy or representative sampling strategy. Under a replication strategy, the Fund will replicate the component securities of the U.S. Mid Cap Underlying Index as closely as possible (i.e., invest in all of the component securities in their respective weightings in the U.S. Mid Cap Underlying Index). However, under various circumstances, it may not be possible or practicable to replicate the U.S. Mid Cap Underlying Index. In these circumstances, the Fund may use a “representative sampling” strategy whereby the Fund would invest in what it believes to be a representative sample of the component securities of the U.S. Mid Cap Underlying Index, but may not track the U.S. Mid Cap Underlying Index with the same degree of accuracy as would an investment vehicle replicating the entire U.S. Mid Cap Underlying Index. Under the representative sampling technique, the investment manager will select securities that collectively have an investment profile similar to that of the U.S. Mid Cap Underlying Index, including securities that resemble those included in the U.S. Mid Cap Underlying Index in terms of risk factors, performance attributes and other characteristics, such as market capitalization and industry weightings. The Fund’s portfolio is reconstituted semi-annually following the semi-annual reconstitution of the U.S. Mid Cap Underlying Index.

The Fund may invest in equity futures (including equity index futures) and equity total return swaps to provide additional opportunities to add value and better track the performance of the Fund’s Underlying Index, such as to equitize cash and accrued income (i.e., gain equity market exposure and maintain liquidity until the Fund invests in individual securities), simulate investments in the Underlying Index, facilitate trading or minimize transaction costs.

The Fund will concentrate its investments (i.e., hold 25% or more of its net assets) in a particular industry or group of industries to approximately the same extent that the U.S. Mid Cap Underlying Index is concentrated.

## Principal Risks

You could lose money by investing in the Fund. Exchange-traded fund (ETF) shares are not deposits or obligations of, or guaranteed or endorsed by, any bank, and are not insured by the Federal Deposit Insurance Corporation, the Federal Reserve Board, or any other agency of the U.S. government. The Fund is subject to the principal risks noted below, any of which may adversely affect the Fund’s net asset value (NAV), trading price, yield, total return and ability to meet its investment goal.

**Market:** The market values of securities or other investments owned by the Fund will go up or down, sometimes rapidly or unpredictably. The market value of a security or other investment may be reduced by market activity or other results of

supply and demand unrelated to the issuer. This is a basic risk associated with all investments. When there are more sellers than buyers, prices tend to fall. Likewise, when there are more buyers than sellers, prices tend to rise. In addition, the value of the Fund's investments may go up or down due to general market or other conditions that are not specifically related to a particular issuer, such as: real or perceived adverse economic changes, including widespread liquidity issues and defaults in one or more industries; changes in interest, inflation or exchange rates; unexpected natural and man-made world events, such as diseases or disasters; financial, political or social disruptions, including terrorism and war; and U.S. trade disputes or other disputes with specific countries that could result in additional tariffs, trade barriers and/or investment restrictions in certain securities in those countries. Any of these conditions can adversely affect the economic prospects of many companies, sectors, nations, regions and the market in general, in ways that cannot necessarily be foreseen.

Stock prices tend to go up and down more dramatically than those of debt securities. A slower-growth or recessionary economic environment could have an adverse effect on the prices of the various stocks held by the Fund.

**Investment Style Factors:** There can be no assurance that the multi-factor stock selection process of the U.S. Mid Cap Underlying Index will enhance performance. Exposure to such investment factors may detract from performance in some market environments, perhaps for extended periods.

**Mid Capitalization Companies:** Securities issued by mid capitalization companies may be more volatile in price than those of larger companies and may involve substantial risks. Such risks may include greater sensitivity to economic conditions, less certain growth prospects, lack of depth of management and funds for growth and development, and limited or less developed product lines and markets. In addition, mid capitalization companies may be particularly affected by interest rate increases, as they may find it more difficult to borrow money to continue or expand operations, or may have difficulty in repaying any loans. The markets for securities issued by mid capitalization companies also tend to be less liquid than the markets for securities issued by larger companies.

**Calculation Methodology:** The U.S. Mid Cap Underlying Index relies on various sources of information to assess the criteria of issuers included in the U.S. Mid Cap Underlying Index (or the FTSE Russell index on which it is based), including information that may be based on assumptions and estimates. Neither the Fund nor the investment manager can offer assurances that the U.S. Mid Cap Underlying Index's calculation methodology or sources of information will provide an accurate assessment of included issuers or that the included issuers will provide the Fund with the market exposure it seeks.



**Index-Related:** There is no assurance that the U.S. Mid Cap Underlying Index will be determined, composed or calculated accurately. While FTSE Russell provides descriptions of what the U.S. Mid Cap Underlying Index is designed to achieve, FTSE Russell does not guarantee the quality, accuracy or completeness of data in respect of its indices, and does not guarantee that the U.S. Mid Cap Underlying Index will be in line with the described index methodology. Errors in index data, index computations or the construction of the U.S. Mid Cap Underlying Index in accordance with its methodology (including as a result of outdated, unreliable or unavailable market information) may occur and may not be identified and corrected by the index provider for a period of time or at all, which may have an adverse impact on the Fund and its shareholders. Gains, losses or costs to the Fund caused by errors in the U.S. Mid Cap Underlying Index may therefore be borne by the Fund and its shareholders.

**Non-Correlation:** There is no guarantee that the Fund will achieve a high degree of correlation to the U.S. Mid Cap Underlying Index and therefore achieve its investment goal. Market disruptions and regulatory restrictions could have an adverse effect on the Fund's ability to adjust its exposure to the required levels in order to track the U.S. Mid Cap Underlying Index. In addition, the Fund's NAV may deviate from the U.S. Mid Cap Underlying Index if the Fund fair values a portfolio security at a price other than the price used by the U.S. Mid Cap Underlying Index for that security. To the extent that the investment manager uses a representative sampling strategy, the Fund may not track the return of the U.S. Mid Cap Underlying Index as well as it would have if the Fund held all of the securities in the U.S. Mid Cap Underlying Index.

**Tracking Error:** Tracking error is the divergence of the Fund's performance from that of the U.S. Mid Cap Underlying Index. Tracking error may occur because of differences between the securities held in the Fund's portfolio and those included in the U.S. Mid Cap Underlying Index, pricing differences, transaction costs, the Fund's holding of cash, differences in timing of the accrual of dividends or interest, tax gains or losses, changes to the U.S. Mid Cap Underlying Index or the need to meet various new or existing regulatory requirements. This risk may be heightened during times of increased market volatility or other unusual market conditions. Tracking error also may result because the Fund incurs fees and expenses, while the U.S. Mid Cap Underlying Index does not.

**Market Trading:** The Fund faces numerous market trading risks, including the potential lack of an active market for Fund shares, losses from trading in secondary markets, periods of high volatility and disruption in the creation/redemption process of the Fund. Any of these factors, among others, may lead to the Fund's shares trading at a premium or discount to NAV. Thus, you may pay more (or less) than NAV when you buy shares of the Fund in the secondary market, and you may receive less (or more) than NAV when you sell those shares in the secondary

market. The investment manager cannot predict whether shares will trade above (premium), below (discount) or at NAV.

**Concentration:** To the extent the Fund concentrates in a specific industry, a group of industries, sector or type of investment, the Fund will carry much greater risks of adverse developments and price movements in such industries, sectors or investments than a fund that invests in a wider variety of industries, sectors or investments. There is also the risk that the Fund will perform poorly during a slump in demand for securities of companies in such industries or sectors.

**Derivative Instruments:** The performance of derivative instruments depends largely on the performance of an underlying security, interest rate or index, and such derivatives often have risks similar to the underlying instrument, in addition to other risks. Derivatives involve costs and can create economic leverage in the Fund's portfolio which may result in significant volatility and cause the Fund to participate in losses (as well as gains) in an amount that significantly exceeds the Fund's initial investment. Other risks include illiquidity, mispricing or improper valuation of the derivative, and imperfect correlation between the value of the derivative and the underlying instrument so that the Fund may not realize the intended benefits and may experience increased tracking error. Their successful use will usually depend on the investment manager's ability to accurately forecast movements in the market relating to the underlying instrument. Should a market or markets, or prices of particular classes of investments move in an unexpected manner, especially in unusual or extreme market conditions, the Fund may not realize the anticipated benefits of the transaction, and it may realize losses, which could be significant. If the investment manager is not successful in using such derivative instruments, the Fund's performance may be worse than if the investment manager did not use such derivatives at all. When a derivative is used for hedging, the change in value of the derivative may also not correlate specifically with the security, interest rate, index or other risk being hedged. Derivatives also may present the risk that the other party to the transaction will fail to perform. There is also the risk, especially under extreme market conditions, that a derivative, which usually would operate as a hedge, provides no hedging benefits at all.

**Passive Investment:** Unlike many investment companies, the Fund is not actively managed and the investment manager does not attempt to take defensive positions under any market conditions, including declining markets. Therefore, the investment manager would not necessarily buy or sell a security unless that security is added or removed, respectively, from the U.S. Mid Cap Underlying Index, even if that security generally is underperforming.

**Authorized Participant Concentration:** Only an Authorized Participant may engage in creation or redemption transactions directly with the Fund. "Authorized Participants" are broker-dealers that are permitted to create and redeem shares directly with the Fund and who have entered into agreements with the Fund's

distributor. The Fund has a limited number of institutions that act as Authorized Participants. To the extent that these institutions exit the business or are unable to proceed with creation and/or redemption orders with respect to the Fund and no other Authorized Participant is able to step forward to create or redeem Creation Units (as defined below), Fund shares may trade at a discount to NAV and possibly face trading halts and/or delisting. This risk may be more pronounced in volatile markets, potentially where there are significant redemptions in ETFs generally.

**Large Shareholder:** Certain large shareholders, including other funds or accounts advised by the investment manager, sub-advisor or an affiliate of the investment manager or sub-advisor, may from time to time own a substantial amount of the Fund's shares. In addition, a third-party investor, the investment manager, sub-advisor or an affiliate of the investment manager or sub-advisor, an authorized participant, a lead market maker, or another entity may invest in the Fund and hold its investment for a limited period of time solely to facilitate commencement of the Fund or to facilitate the Fund's achieving a specified size or scale. There can be no assurance that any large shareholder would not redeem its investment, that the size of the Fund would be maintained at such levels or that the Fund would continue to meet applicable listing requirements. Redemptions by large shareholders could have a significant negative impact on the Fund. In addition, transactions by large shareholders may account for a large percentage of the trading volume on the listing exchange and may, therefore, have a material upward or downward effect on the market price of the shares.

**Cybersecurity:** Cybersecurity incidents, both intentional and unintentional, may allow an unauthorized party to gain access to Fund assets, Fund or customer data (including private shareholder information), or proprietary information, cause the Fund, the investment manager, authorized participants, or index providers (as applicable) and listing exchanges, and/or their service providers (including, but not limited to, Fund accountants, custodians, sub-custodians, transfer agents and financial intermediaries) to suffer data breaches, data corruption or loss of operational functionality or prevent Fund investors from purchasing, redeeming shares or receiving distributions. The investment manager has limited ability to prevent or mitigate cybersecurity incidents affecting third party service providers, and such third party service providers may have limited indemnification obligations to the Fund or the investment manager. Cybersecurity incidents may result in financial losses to the Fund and its shareholders, and substantial costs may be incurred in an effort to prevent or mitigate future cybersecurity incidents. Issuers of securities in which the Fund invests are also subject to cybersecurity risks, and the value of these securities could decline if the issuers experience cybersecurity incidents.

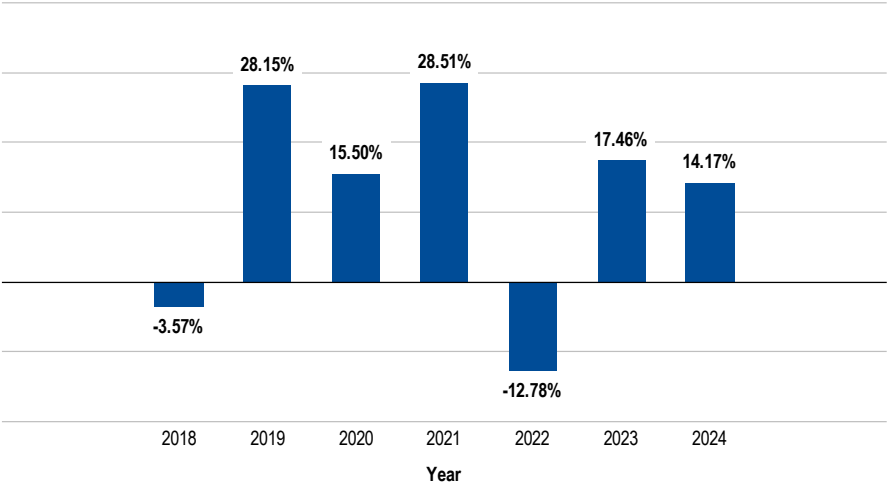
Because technology is frequently changing, new ways to carry out cyber attacks are always developing. Therefore, there is a chance that some risks have not been

identified or prepared for, or that an attack may not be detected, which puts limitations on the Fund's ability to plan for or respond to a cyber attack. Like other funds and business enterprises, the Fund, the investment manager, and their service providers are subject to the risk of cyber incidents occurring from time to time.

Performance

The following bar chart and table provide some indication of the risks of investing in the Fund. The bar chart shows changes in the Fund's performance from year to year. The table shows how the Fund's average annual returns for 1 year, 5 years, 10 years or since inception, as applicable, compared with those of a broad measure of market performance, an additional index and the Fund's underlying index. The Fund's past performance (before and after taxes) is not necessarily an indication of how the Fund will perform in the future. You can obtain updated performance information at [www.franklintempleton.com](http://www.franklintempleton.com) or by calling (800) DIAL BEN/342-5236.

Annual Total Returns



Best Quarter:	2020, Q2	22.55%
Worst Quarter:	2020, Q1	-24.92%

As of June 30, 2025, the Fund's year-to-date return was 0.85%.

**Average Annual Total Returns**

For periods ended December 31, 2024

	1 Year	5 Years	Since Inception
<b>Franklin U.S. Mid Cap Multifactor Index ETF</b>			
Return before taxes	14.17%	11.66%	11.81% <sup>1</sup>
Return after taxes on distributions	13.81%	11.32%	11.35% <sup>1</sup>
Return after taxes on distributions and sale of Fund shares	8.62%	9.24%	9.48% <sup>1</sup>
Russell 3000® Index (index reflects no deduction for fees, expenses or taxes)	23.81%	13.86%	13.73% <sup>1</sup>
Russell Midcap Index (index reflects no deduction for fees, expenses or taxes)	15.34%	9.92%	10.25% <sup>1</sup>
LibertyQ U.S. Mid Cap Equity Index (index reflects no deduction for fees, expenses or taxes)	14.53%	11.96%	12.13% <sup>1</sup>

<sup>1</sup> Since inception April 26, 2017.

The after-tax returns presented in the table are calculated using the historical highest individual federal marginal income tax rates and do not reflect the impact of state and local taxes. Actual after-tax returns depend on an investor's tax situation and may differ from those shown. After-tax returns are not relevant to investors who hold their Fund shares through tax-advantaged arrangements, such as 401(k) plans or individual retirement accounts.

Important data provider notices and terms are available at [www.franklintempletondatasources.com](http://www.franklintempletondatasources.com). All data is subject to change.

## Investment Manager

Franklin Advisory Services, LLC (Advisory Services or investment manager)

## Sub-Advisor

Franklin Templeton Institutional, LLC (FT Institutional). For purposes of the Fund's investment strategies, techniques and risks, the term "investment manager" includes the sub-advisor.

## Portfolio Managers

**Dina Ting, CFA**

Senior Vice President of Advisory Services and portfolio manager of the Fund since inception (2017).

**Hailey Harris**

Portfolio Manager of FT Institutional and portfolio manager of the Fund since 2019.

**Joe Diederich**

Portfolio Manager of FT Institutional and portfolio manager of the Fund since 2022.

## **Basit Amin, CFA**

Vice President of Advisory Services and portfolio manager of the Fund since 2022.

## **Purchase and Sale of Fund Shares**

The Fund is an ETF. Fund shares may only be purchased and sold on a national securities exchange through a broker-dealer. The price of Fund shares is based on market price, and because ETF shares trade at market prices rather than NAV, shares may trade at a price greater than NAV (a premium) or less than NAV (a discount). The Fund issues or redeems shares that have been aggregated into blocks of 50,000 shares or multiples thereof (Creation Units) to Authorized Participants who have entered into agreements with the Fund's distributor, Franklin Distributors, LLC (Distributors). The Fund will generally issue or redeem Creation Units in exchange for a basket of securities (and an amount of cash) that the Fund specifies each day.

An investor may incur costs attributable to the difference between the highest price a buyer is willing to pay to purchase shares of the Fund (bid) and the lowest price a seller is willing to accept for shares of the Fund (ask) when buying or selling shares in the secondary market (the "bid-ask spread"). Recent information, including information on the Fund's NAV, market price, premiums and discounts, and bid-ask spreads is available on the Fund's website at

<https://www.franklintempleton.com/investments/options/exchange-traded-funds>.

## **Taxes**

The Fund's distributions are generally taxable to you as ordinary income, capital gains, or some combination of both, unless you are investing through a tax-advantaged arrangement, such as a 401(k) plan or an individual retirement account, in which case your distributions would generally be taxed when withdrawn from the tax-advantaged account.

## **Payments to Broker-Dealers and Other Financial Intermediaries**

If you purchase shares of the Fund through a broker-dealer or other financial intermediary (such as a bank), the investment manager or other related companies may pay the intermediary for certain Fund-related activities, including those that are designed to make the intermediary more knowledgeable about exchange traded products, such as the Fund, as well as for marketing, education or other initiatives related to the sale or promotion of Fund shares. These payments may create a conflict of interest by influencing the broker-dealer or other intermediary and your salesperson to recommend the Fund over another investment. Ask your salesperson or visit your financial intermediary's website for more information.

FLQS

## Franklin U.S. Small Cap Multifactor Index ETF

### Investment Goal

To seek to provide investment results that closely correspond, before fees and expenses, to the performance of the LibertyQ U.S. Small Cap Equity Index (the U.S. Small Cap Underlying Index).

### Fees and Expenses of the Fund

The following table describes the fees and expenses that you will incur if you buy, hold and sell shares of the Fund. **You may also incur other fees, such as usual and customary brokerage commissions and other fees to financial intermediaries, which are not reflected in the table and the Example that follows.**

#### Annual Fund Operating Expenses

(expenses that you pay each year as a percentage of the value of your investment)

Management fees	0.35%
Distribution and service (12b-1) fees	None
Other expenses	0.00%
<b>Total annual Fund operating expenses</b>	<b>0.35%</b>

### Example

This Example is intended to help you compare the cost of investing in the Fund with the cost of investing in other funds. The Example assumes that you invest \$10,000 in the Fund for the time periods indicated and then sell all of your shares at the end of the period. The Example also assumes that your investment has a 5% return each year and that the Fund's operating expenses remain the same. Although your actual costs may be higher or lower, based on these assumptions your costs would be:

	1 Year	3 Years	5 Years	10 Years
Franklin U.S. Small Cap Multifactor Index ETF	\$36	\$113	\$197	\$443

## Portfolio Turnover

The Fund pays transaction costs, such as commissions, when it buys and sells securities (or "turns over" its portfolio). A higher portfolio turnover rate may indicate higher transaction costs and may result in higher taxes when Fund shares are held in a taxable account. These costs, which are not reflected in annual Fund operating expenses or in the Example, affect the Fund's performance. During the most recent fiscal year, the Fund's portfolio turnover rate was 24.22% of the average value of its portfolio.

## Principal Investment Strategies

Under normal market conditions, the Fund invests at least 80% of its assets in the component securities of the U.S. Small Cap Underlying Index. The U.S. Small Cap Underlying Index is a systematic, rules-based proprietary index that is maintained and calculated by FTSE Russell. The U.S. Small Cap Underlying Index is based on the Russell 2000® Index using a methodology developed with Franklin Templeton to reflect Franklin Templeton's desired investment strategy. The Russell 2000® Index is a subset of the Russell 3000® Index and is designed to measure the performance of small capitalization stocks in the United States. It includes approximately 2000 of the smallest issuers in the Russell 3000® Index.

The U.S. Small Cap Underlying Index seeks to achieve a lower level of risk and higher risk-adjusted performance than the Russell 2000® Index over the long term by applying a multi-factor selection process, which is designed to select equity securities from the Russell 2000® Index that have favorable exposure to four investment style factors – quality, value, momentum and low volatility. Factors are common characteristics that relate to a group of issuers or securities that are important in explaining the returns and risks of those issuers' securities. The "quality" factor incorporates measurements such as return on equity, gross profit over assets, cash return on assets, gross margin sustainability, and return on asset sustainability. The "value" factor incorporates measurements such as forward earnings yield, EBITDA to enterprise value, price to book value and dividend yield. The "momentum" factor incorporates measurements such as 6-month risk adjusted price momentum and 12-month risk-adjusted price momentum. The "low volatility" factor incorporates measurements such as historical beta (i.e., a measure of the volatility of a security relative to the total market).

At the time of each semi-annual reconstitution of the U.S. Small Cap Underlying Index, no company shall comprise more than 1% of the U.S. Small Cap Underlying Index. The U.S. Small Cap Underlying Index is also constrained in its construction to limit turnover of constituent securities at each semi-annual reconstitution. As of May 31, 2025, the U.S. Small Cap Underlying Index was comprised of 486 securities with capitalizations ranging from \$21 million to \$16.97 billion.



The Fund, using a “passive” or indexing investment approach, seeks investment results that closely correspond, before fees and expenses, to the performance of the U.S. Small Cap Underlying Index. The Fund may use either a replication strategy or representative sampling strategy. Under a replication strategy, the Fund will replicate the component securities of the U.S. Small Cap Underlying Index as closely as possible (i.e., invest in all of the component securities in their respective weightings in the U.S. Small Cap Underlying Index). However, under various circumstances, it may not be possible or practicable to replicate the U.S. Small Cap Underlying Index. In these circumstances, the Fund may use a “representative sampling” strategy whereby the Fund would invest in what it believes to be a representative sample of the component securities of the U.S. Small Cap Underlying Index, but may not track the U.S. Small Cap Underlying Index with the same degree of accuracy as would an investment vehicle replicating the entire U.S. Small Cap Underlying Index. Under the representative sampling technique, the investment manager will select securities that collectively have an investment profile similar to that of the U.S. Small Cap Underlying Index, including securities that resemble those included in the U.S. Small Cap Underlying Index in terms of risk factors, performance attributes and other characteristics, such as market capitalization and industry weightings. The Fund’s portfolio is reconstituted semi-annually following the semi-annual reconstitution of the U.S. Small Cap Underlying Index.

The Fund may invest in equity futures (including equity index futures) and equity total return swaps to provide additional opportunities to add value and better track the performance of the Fund’s Underlying Index, such as to equitize cash and accrued income (i.e., gain equity market exposure and maintain liquidity until the Fund invests in individual securities), simulate investments in the Underlying Index, facilitate trading or minimize transaction costs.

The Fund will concentrate its investments (i.e., hold 25% or more of its net assets) in a particular industry or group of industries to approximately the same extent that the U.S. Small Cap Underlying Index is concentrated.

## Principal Risks

You could lose money by investing in the Fund. Exchange-traded fund (ETF) shares are not deposits or obligations of, or guaranteed or endorsed by, any bank, and are not insured by the Federal Deposit Insurance Corporation, the Federal Reserve Board, or any other agency of the U.S. government. The Fund is subject to the principal risks noted below, any of which may adversely affect the Fund’s net asset value (NAV), trading price, yield, total return and ability to meet its investment goal.

**Market:** The market values of securities or other investments owned by the Fund will go up or down, sometimes rapidly or unpredictably. The market value of a

security or other investment may be reduced by market activity or other results of supply and demand unrelated to the issuer. This is a basic risk associated with all investments. When there are more sellers than buyers, prices tend to fall. Likewise, when there are more buyers than sellers, prices tend to rise. In addition, the value of the Fund's investments may go up or down due to general market or other conditions that are not specifically related to a particular issuer, such as: real or perceived adverse economic changes, including widespread liquidity issues and defaults in one or more industries; changes in interest, inflation or exchange rates; unexpected natural and man-made world events, such as diseases or disasters; financial, political or social disruptions, including terrorism and war; and U.S. trade disputes or other disputes with specific countries that could result in additional tariffs, trade barriers and/or investment restrictions in certain securities in those countries. Any of these conditions can adversely affect the economic prospects of many companies, sectors, nations, regions and the market in general, in ways that cannot necessarily be foreseen.

Stock prices tend to go up and down more dramatically than those of debt securities. A slower-growth or recessionary economic environment could have an adverse effect on the prices of the various stocks held by the Fund.

**Investment Style Factors:** There can be no assurance that the multi-factor stock selection process of the U.S. Small Cap Underlying Index will enhance performance. Exposure to such investment factors may detract from performance in some market environments, perhaps for extended periods.

**Small Capitalization Companies:** Securities issued by small capitalization companies may be more volatile in price than those of larger companies and may involve substantial risks. Such risks may include greater sensitivity to economic conditions, less certain growth prospects, lack of depth of management and funds for growth and development, and limited or less developed product lines and markets. In addition, small capitalization companies may be particularly affected by interest rate increases, as they may find it more difficult to borrow money to continue or expand operations, or may have difficulty in repaying any loans. The markets for securities issued by small capitalization companies also tend to be less liquid than the markets for securities issued by larger companies.

**Calculation Methodology:** The U.S. Small Cap Underlying Index relies on various sources of information to assess the criteria of issuers included in the U.S. Small Cap Underlying Index (or the FTSE Russell index on which it is based), including information that may be based on assumptions and estimates. Neither the Fund nor the investment manager can offer assurances that the U.S. Small Cap Underlying Index's calculation methodology or sources of information will provide an accurate assessment of included issuers or that the included issuers will provide the Fund with the market exposure it seeks.

**Index-Related:** There is no assurance that the U.S. Small Cap Underlying Index will be determined, composed or calculated accurately. While FTSE Russell provides descriptions of what the U.S. Small Cap Underlying Index is designed to achieve, FTSE Russell does not guarantee the quality, accuracy or completeness of data in respect of its indices, and does not guarantee that the U.S. Small Cap Underlying Index will be in line with the described index methodology. Errors in index data, index computations or the construction of the U.S. Small Cap Underlying Index in accordance with its methodology (including as a result of outdated, unreliable or unavailable market information) may occur and may not be identified and corrected by the index provider for a period of time or at all, which may have an adverse impact on the Fund and its shareholders. Gains, losses or costs to the Fund caused by errors in the U.S. Small Cap Underlying Index may therefore be borne by the Fund and its shareholders.

**Non-Correlation:** There is no guarantee that the Fund will achieve a high degree of correlation to the U.S. Small Cap Underlying Index and therefore achieve its investment goal. Market disruptions and regulatory restrictions could have an adverse effect on the Fund's ability to adjust its exposure to the required levels in order to track the U.S. Small Cap Underlying Index. In addition, the Fund's NAV may deviate from the U.S. Small Cap Underlying Index if the Fund fair values a portfolio security at a price other than the price used by the U.S. Small Cap Underlying Index for that security. To the extent that the investment manager uses a representative sampling strategy, the Fund may not track the return of the U.S. Small Cap Underlying Index as well as it would have if the Fund held all of the securities in the U.S. Small Cap Underlying Index.

**Tracking Error:** Tracking error is the divergence of the Fund's performance from that of the U.S. Small Cap Underlying Index. Tracking error may occur because of differences between the securities held in the Fund's portfolio and those included in the U.S. Small Cap Underlying Index, pricing differences, transaction costs, the Fund's holding of cash, differences in timing of the accrual of dividends or interest, tax gains or losses, changes to the U.S. Small Cap Underlying Index or the need to meet various new or existing regulatory requirements. This risk may be heightened during times of increased market volatility or other unusual market conditions. Tracking error also may result because the Fund incurs fees and expenses, while the U.S. Small Cap Underlying Index does not.

**Market Trading:** The Fund faces numerous market trading risks, including the potential lack of an active market for Fund shares, losses from trading in secondary markets, periods of high volatility and disruption in the creation/redemption process of the Fund. Any of these factors, among others, may lead to the Fund's shares trading at a premium or discount to NAV. Thus, you may pay more (or less) than NAV when you buy shares of the Fund in the secondary market, and you may receive less (or more) than NAV when you sell those shares in the secondary

market. The investment manager cannot predict whether shares will trade above (premium), below (discount) or at NAV.

**Concentration:** To the extent the Fund concentrates in a specific industry, a group of industries, sector or type of investment, the Fund will carry much greater risks of adverse developments and price movements in such industries, sectors or investments than a fund that invests in a wider variety of industries, sectors or investments. There is also the risk that the Fund will perform poorly during a slump in demand for securities of companies in such industries or sectors.

**Derivative Instruments:** The performance of derivative instruments depends largely on the performance of an underlying security, interest rate or index, and such derivatives often have risks similar to the underlying instrument, in addition to other risks. Derivatives involve costs and can create economic leverage in the Fund's portfolio which may result in significant volatility and cause the Fund to participate in losses (as well as gains) in an amount that significantly exceeds the Fund's initial investment. Other risks include illiquidity, mispricing or improper valuation of the derivative, and imperfect correlation between the value of the derivative and the underlying instrument so that the Fund may not realize the intended benefits and may experience increased tracking error. Their successful use will usually depend on the investment manager's ability to accurately forecast movements in the market relating to the underlying instrument. Should a market or markets, or prices of particular classes of investments move in an unexpected manner, especially in unusual or extreme market conditions, the Fund may not realize the anticipated benefits of the transaction, and it may realize losses, which could be significant. If the investment manager is not successful in using such derivative instruments, the Fund's performance may be worse than if the investment manager did not use such derivatives at all. When a derivative is used for hedging, the change in value of the derivative may also not correlate specifically with the security, interest rate, index or other risk being hedged. Derivatives also may present the risk that the other party to the transaction will fail to perform. There is also the risk, especially under extreme market conditions, that a derivative, which usually would operate as a hedge, provides no hedging benefits at all.

**Passive Investment:** Unlike many investment companies, the Fund is not actively managed and the investment manager does not attempt to take defensive positions under any market conditions, including declining markets. Therefore, the investment manager would not necessarily buy or sell a security unless that security is added or removed, respectively, from the U.S. Small Cap Underlying Index, even if that security generally is underperforming.

**Authorized Participant Concentration:** Only an Authorized Participant may engage in creation or redemption transactions directly with the Fund. "Authorized Participants" are broker-dealers that are permitted to create and redeem shares directly with the Fund and who have entered into agreements with the Fund's

distributor. The Fund has a limited number of institutions that act as Authorized Participants. To the extent that these institutions exit the business or are unable to proceed with creation and/or redemption orders with respect to the Fund and no other Authorized Participant is able to step forward to create or redeem Creation Units (as defined below), Fund shares may trade at a discount to NAV and possibly face trading halts and/or delisting. This risk may be more pronounced in volatile markets, potentially where there are significant redemptions in ETFs generally.

**Small Fund:** When the Fund's size is small, the Fund may experience low trading volume and wide bid-ask spreads. In addition, the Fund may face the risk of being delisted if the Fund does not meet certain conditions of the listing exchange.

**Large Shareholder:** Certain large shareholders, including other funds or accounts advised by the investment manager, sub-advisor or an affiliate of the investment manager or sub-advisor, may from time to time own a substantial amount of the Fund's shares. In addition, a third-party investor, the investment manager, sub-advisor or an affiliate of the investment manager or sub-advisor, an authorized participant, a lead market maker, or another entity may invest in the Fund and hold its investment for a limited period of time solely to facilitate commencement of the Fund or to facilitate the Fund's achieving a specified size or scale. There can be no assurance that any large shareholder would not redeem its investment, that the size of the Fund would be maintained at such levels or that the Fund would continue to meet applicable listing requirements. Redemptions by large shareholders could have a significant negative impact on the Fund. In addition, transactions by large shareholders may account for a large percentage of the trading volume on the listing exchange and may, therefore, have a material upward or downward effect on the market price of the shares.

**Cybersecurity:** Cybersecurity incidents, both intentional and unintentional, may allow an unauthorized party to gain access to Fund assets, Fund or customer data (including private shareholder information), or proprietary information, cause the Fund, the investment manager, authorized participants, or index providers (as applicable) and listing exchanges, and/or their service providers (including, but not limited to, Fund accountants, custodians, sub-custodians, transfer agents and financial intermediaries) to suffer data breaches, data corruption or loss of operational functionality or prevent Fund investors from purchasing, redeeming shares or receiving distributions. The investment manager has limited ability to prevent or mitigate cybersecurity incidents affecting third party service providers, and such third party service providers may have limited indemnification obligations to the Fund or the investment manager. Cybersecurity incidents may result in financial losses to the Fund and its shareholders, and substantial costs may be incurred in an effort to prevent or mitigate future cybersecurity incidents. Issuers of securities in which the Fund invests are also subject to cybersecurity risks, and the

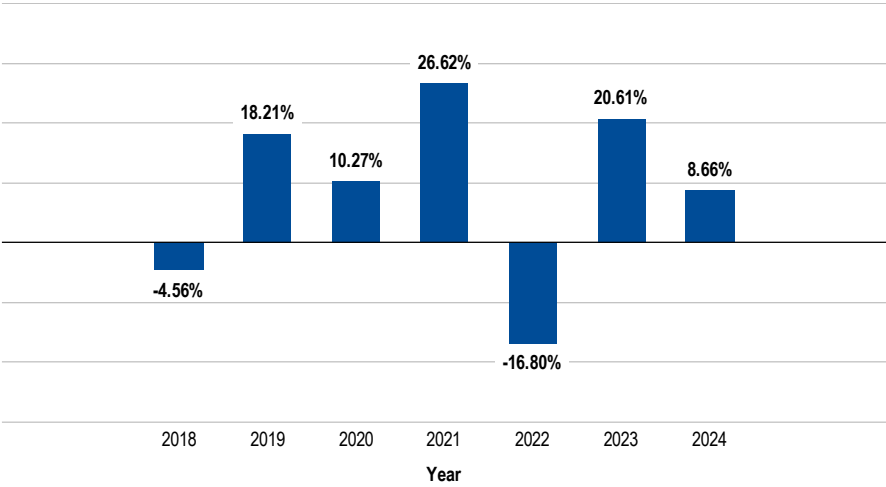
value of these securities could decline if the issuers experience cybersecurity incidents.

Because technology is frequently changing, new ways to carry out cyber attacks are always developing. Therefore, there is a chance that some risks have not been identified or prepared for, or that an attack may not be detected, which puts limitations on the Fund's ability to plan for or respond to a cyber attack. Like other funds and business enterprises, the Fund, the investment manager, and their service providers are subject to the risk of cyber incidents occurring from time to time.

Performance

The following bar chart and table provide some indication of the risks of investing in the Fund. The bar chart shows changes in the Fund's performance from year to year. The table shows how the Fund's average annual returns for 1 year, 5 years, 10 years or since inception, as applicable, compared with those of a broad measure of market performance, an additional index and the Fund's underlying index. The Fund's past performance (before and after taxes) is not necessarily an indication of how the Fund will perform in the future. You can obtain updated performance information at [www.franklintempleton.com](http://www.franklintempleton.com) or by calling (800) DIAL BEN/342-5236.

Annual Total Returns



Best Quarter:	2020, Q4	24.14%
Worst Quarter:	2020, Q1	-29.82%

As of June 30, 2025, the Fund's year-to-date return was -0.91%.

## Average Annual Total Returns

For periods ended December 31, 2024

	1 Year	5 Years	Since Inception
<b>Franklin U.S. Small Cap Multifactor Index ETF</b>			
Return before taxes	8.66%	8.77%	8.12% <sup>1</sup>
Return after taxes on distributions	8.32%	8.42%	7.68% <sup>1</sup>
Return after taxes on distributions and sale of Fund shares	5.36%	6.87%	6.37% <sup>1</sup>
Russell 3000® Index (index reflects no deduction for fees, expenses or taxes)	23.81%	13.86%	13.73% <sup>1</sup>
Russell 2000® Index (index reflects no deduction for fees, expenses or taxes)	11.54%	7.40%	7.50% <sup>1</sup>
LibertyQ U.S. Small Cap Equity Index (index reflects no deduction for fees, expenses or taxes)	9.07%	9.12%	8.46% <sup>1</sup>

<sup>1</sup> Since inception April 26, 2017.

The after-tax returns presented in the table are calculated using the historical highest individual federal marginal income tax rates and do not reflect the impact of state and local taxes. Actual after-tax returns depend on an investor's tax situation and may differ from those shown. After-tax returns are not relevant to investors who hold their Fund shares through tax-advantaged arrangements, such as 401(k) plans or individual retirement accounts.

Important data provider notices and terms are available at [www.franklintempletondatasources.com](http://www.franklintempletondatasources.com). All data is subject to change.

## Investment Manager

Franklin Advisory Services, LLC (Advisory Services or investment manager)

## Sub-Advisor

Franklin Templeton Institutional, LLC (FT Institutional). For purposes of the Fund's investment strategies, techniques and risks, the term "investment manager" includes the sub-advisor.

## Portfolio Managers

### Dina Ting, CFA

Senior Vice President of Advisory Services and portfolio manager of the Fund since inception (2017).

### Hailey Harris

Portfolio Manager of FT Institutional and portfolio manager of the Fund since 2019.

### Joe Diederich

Portfolio Manager of FT Institutional and portfolio manager of the Fund since 2022.

## **Basit Amin, CFA**

Vice President of Advisory Services and portfolio manager of the Fund since 2022.

## **Purchase and Sale of Fund Shares**

The Fund is an ETF. Fund shares may only be purchased and sold on a national securities exchange through a broker-dealer. The price of Fund shares is based on market price, and because ETF shares trade at market prices rather than NAV, shares may trade at a price greater than NAV (a premium) or less than NAV (a discount). The Fund issues or redeems shares that have been aggregated into blocks of 50,000 shares or multiples thereof (Creation Units) to Authorized Participants who have entered into agreements with the Fund's distributor, Franklin Distributors, LLC (Distributors). The Fund will generally issue or redeem Creation Units in exchange for a basket of securities (and an amount of cash) that the Fund specifies each day.

An investor may incur costs attributable to the difference between the highest price a buyer is willing to pay to purchase shares of the Fund (bid) and the lowest price a seller is willing to accept for shares of the Fund (ask) when buying or selling shares in the secondary market (the "bid-ask spread"). Recent information, including information on the Fund's NAV, market price, premiums and discounts, and bid-ask spreads is available on the Fund's website at

<https://www.franklintempleton.com/investments/options/exchange-traded-funds>.

## **Taxes**

The Fund's distributions are generally taxable to you as ordinary income, capital gains, or some combination of both, unless you are investing through a tax-advantaged arrangement, such as a 401(k) plan or an individual retirement account, in which case your distributions would generally be taxed when withdrawn from the tax-advantaged account.

## **Payments to Broker-Dealers and Other Financial Intermediaries**

If you purchase shares of the Fund through a broker-dealer or other financial intermediary (such as a bank), the investment manager or other related companies may pay the intermediary for certain Fund-related activities, including those that are designed to make the intermediary more knowledgeable about exchange traded products, such as the Fund, as well as for marketing, education or other initiatives related to the sale or promotion of Fund shares. These payments may create a conflict of interest by influencing the broker-dealer or other intermediary and your salesperson to recommend the Fund over another investment. Ask your salesperson or visit your financial intermediary's website for more information.



## Fund Details

### **Franklin U.S. Large Cap Multifactor Index ETF, Franklin U.S. Mid Cap Multifactor Index ETF and Franklin U.S. Small Cap Multifactor Index ETF**

#### Investment Goal

The investment goal of each Fund is to seek to provide investment results that closely correspond, before fees and expenses, to the performance of the Fund's corresponding underlying index (each an "Underlying Index" and, collectively, the "Underlying Indexes"). Each Fund's investment goal is non-fundamental, which means it may be changed by the board of trustees without shareholder approval. Shareholders will be given at least 60 days' advance notice of any change to a Fund's investment goal.

#### Principal Investment Policies and Practices

Under normal market conditions, each Fund invests at least 80% of its assets in the component securities of the Fund's corresponding Underlying Index. Each Underlying Index is a systematic, rules-based proprietary index maintained and calculated by FTSE Russell.

The U.S. Large Cap Underlying Index is based on the Russell 1000® Index using a methodology developed with Franklin Templeton to reflect Franklin Templeton's desired investment strategy. The Russell 1000® Index is a subset of the Russell 3000® Index and is designed to measure the performance of large capitalization stocks in the United States. As of May 31, 2025, the Russell 1000® Index represented approximately 95% of the total market capitalization of the Russell 3000® Index. It includes approximately 1,000 of the largest issuers based on a combination of their market cap and current index membership. As of May 31, 2025, the U.S. Large Cap Underlying Index was comprised of 211 securities with capitalizations ranging from \$1.89 billion to \$3.42 trillion.

The U.S. Mid Cap Underlying Index is based on the Russell Midcap® Index using a methodology developed with Franklin Templeton to reflect Franklin Templeton's desired investment strategy. The Russell Midcap® Index is a subset of the Russell 1000® Index and is designed to measure the performance of mid-capitalization stocks in the United States. It includes approximately 800 of the smallest issuers in the Russell 1000® Index. As of May 31, 2025, the U.S. Mid Cap Underlying Index was comprised of 202 securities with capitalizations ranging from \$902 million to \$56.88 billion.

The U.S. Small Cap Underlying Index is based on the Russell 2000® Index using a methodology developed with Franklin Templeton to reflect Franklin Templeton's desired investment strategy. The Russell 2000® Index is a subset of the Russell 3000® Index and is designed to measure the performance of small capitalization stocks in the United States. It includes approximately 2000 of the smallest issuers in the Russell 3000® Index. As of May 31, 2025, the U.S. Small Cap Underlying Index was comprised of 486 securities with capitalizations ranging from \$21 million to \$16.97 billion.

With respect to Franklin U.S. Large Cap Multifactor Index ETF, the U.S. Large Cap Underlying Index seeks to achieve a lower level of risk and higher risk-adjusted performance than the Russell 1000® Index over the long term by applying a multi-factor selection process, which is designed to select equity securities from the Russell 1000® Index that have favorable exposure to certain investment style factors. With respect to the U.S. Large Cap Underlying Index, the investment style factors include quality, value and momentum. Factors are common characteristics that relate to a group of issuers or securities that are important in explaining the returns and risks of those issuers' securities. In constructing the U.S. Large Cap Underlying Index, each security in the Russell 1000® Index with a weight of 1% or greater is selected for inclusion. The aggregate weight of these securities in the U.S. Large Cap Underlying Index will represent the same total weight as the sum of their benchmark weights. The remaining constituents of the Russell 1000® Index (i.e., securities with a weight of less than 1% of the benchmark) are assigned a composite factor score and the top 20% of such securities with the highest factor scores are also selected for inclusion. The final weighting of all securities selected for inclusion in the U.S. Large Cap Underlying Index is determined based upon their benchmark weight multiplied by their composite factor score, subject to preestablished minimum and maximum weight constraints.

For the Franklin U.S. Large Cap Multifactor Index ETF, at the time of each quarterly reconstitution of the U.S. Large Cap Underlying Index, the maximum and minimum weight of each security included in the U.S. Large Cap Underlying Index will be capped at a limit based on the weight of the particular security in the Russell 1000® Index. The U.S. Large Cap Underlying Index is also constrained in its construction to limit turnover of constituent securities at each quarterly reconstitution.

With respect to Franklin U.S. Mid Cap Multifactor Index ETF and Franklin U.S. Small Cap Multifactor Index ETF, each Underlying Index seeks to achieve a lower level of risk and higher risk-adjusted performance than the FTSE Russell index on which it is based over the long term by applying a multi-factor selection process, which is designed to select equity securities from such FTSE Russell index that have favorable exposure to four investment style factors – quality, value, momentum and low volatility. Factors are common characteristics that relate to a

group of issuers or securities that are important in explaining the returns and risks of those issuers' securities.

With respect to Franklin U.S. Mid Cap Multifactor Index ETF and Franklin U.S. Small Cap Multifactor Index ETF, at the time of each semi-annual reconstitution of each Underlying Index, no company shall comprise more than 1% of the Underlying Index. Each Underlying Index is also constrained in its construction to limit turnover of constituent securities at each semi-annual reconstitution.

An equity security, or stock, represents a proportionate share, or the right to acquire a proportionate share, of the ownership of a company; its value is based on the success of the company's business and the value of its assets, as well as general market conditions. Common stocks and preferred stocks are examples of equity securities.

The Fund, using a "passive" or indexing investment approach, seeks investment results that closely correspond, before fees and expenses, to the performance of the Fund's corresponding Underlying Index. The Fund may use either a replication strategy or representative sampling strategy. Under a replication strategy, the Fund will replicate the component securities of its corresponding Underlying Index as closely as possible (i.e., invest in all of the component securities in their respective weightings in the Fund's corresponding Underlying Index). However, under various circumstances, it may not be possible or practicable to replicate the Underlying Index. In these circumstances, the Fund may use a "representative sampling" strategy whereby the Fund would invest in what it believes to be a representative sample of the component securities of its corresponding Underlying Index, but may not track the Underlying Index with the same degree of accuracy as would an investment vehicle replicating the entire Underlying Index. Under the representative sampling technique, the investment manager will select securities that collectively have an investment profile similar to that of the Fund's corresponding Underlying Index, including securities that resemble those included in the Underlying Index in terms of risk factors, performance attributes and other characteristics, such as market capitalization and industry weightings.

The Franklin U.S. Large Cap Multifactor Index ETF's portfolio is reconstituted quarterly following the quarterly reconstitution of the U.S. Large Cap Underlying Index. The Franklin U.S. Mid Cap Multifactor Index ETF's and Franklin U.S. Small Cap Multifactor Index ETF's portfolios are reconstituted semi-annually following the semi-annual reconstitution of the Fund's corresponding Underlying Index. Between these reconstitutions, a component security will be removed from a Fund's corresponding Underlying Index if such security is removed from the FTSE Russell index on which it is based.

When securities are removed from a Fund's corresponding Underlying Index for any reason, the investment manager generally will, but is not required to, sell such securities from the Fund's portfolio.

The Fund may invest in equity futures (including equity index futures) and equity total return swaps to provide additional opportunities to add value and better track the performance of the Fund's Underlying Index, such as to equitize cash and accrued income (i.e., gain equity market exposure and maintain liquidity until the Fund invests in individual securities), simulate investments in the Underlying Index, facilitate trading or minimize transaction costs.

A futures contract is a standard binding agreement that trades on an exchange to buy or sell a specified quantity of an underlying instrument or asset at a specified price at a specified later date. A "sale" of a futures contract means the acquisition of a contractual obligation to deliver the underlying instrument called for by the contract at a specified price on a specified date. A "purchase" of a futures contract means the acquisition of a contractual obligation to acquire a specified quantity of the underlying instrument called for by the contract at a specified price on a specified date. The purchase or sale of a futures contract will allow the Fund to increase or decrease its exposure to the underlying instrument or asset. Although most futures contracts used by the Fund allow for a cash payment of the net gain or loss on the contract at maturity in lieu of delivery of the underlying instruments, some require the actual delivery or acquisition of the underlying instrument or asset. The Fund may buy and sell futures contracts that trade on U.S. and foreign exchanges.

## Concentration

Each Fund (hereafter the "Fund") will concentrate its investments (i.e., hold 25% or more of its net assets) in a particular industry or group of industries to approximately the same extent that its corresponding Underlying Index is concentrated. The investment manager has adopted firewall procedures that are expected to limit the investment manager's freedom of action to concentrate the Fund's assets in a particular industry pursuant to management's discretion except in accordance with the rules-based methodology of the Fund's corresponding Underlying Index.

As of May 31, 2025, the U.S. Large Cap Underlying Index was concentrated in the information technology sector.

## Principal Risks

**Market:** The market values of securities or other investments owned by the Fund will go up or down, sometimes rapidly or unpredictably. The Fund's investments may decline in value due to factors affecting individual issuers (such as the results of supply and demand), or sectors within the securities markets. The value of a

security or other investment also may go up or down due to general market conditions that are not specifically related to a particular issuer, such as real or perceived adverse economic conditions, changes in interest rates, inflation or exchange rates, or adverse investor sentiment generally. Furthermore, events involving limited liquidity, defaults, non-performance or other adverse developments that affect one industry, such as the financial services industry, or concerns or rumors about any events of these kinds, have in the past and may in the future lead to market-wide liquidity problems, may spread to other industries, and could negatively affect the value and liquidity of the Fund's investments. In addition, unexpected events and their aftermaths, such as the spread of diseases; natural, environmental or man-made disasters; financial, political or social disruptions; terrorism and war; and other tragedies or catastrophes, can cause investor fear and panic, which can adversely affect the economic prospects of many companies, sectors, nations, regions and the market in general, in ways that cannot necessarily be foreseen. During a general downturn in the securities markets, multiple asset classes may decline in value. When markets perform well, there can be no assurance that securities or other investments held by the Fund will participate in or otherwise benefit from the advance.

The long-term impact of the COVID-19 pandemic and its subsequent variants on economies, markets, industries and individual issuers is not known. The U.S. government and the Federal Reserve, as well as certain foreign governments and central banks, took extraordinary actions to support local and global economies and the financial markets in response to the COVID-19 pandemic. This and other government intervention into the economy and financial markets have resulted in a large expansion of government deficits and debt, the long-term consequences of which are not known.

The United States and various countries are currently involved in disputes over trade and other matters, which may result in tariffs, investment restrictions and other adverse impacts on affected companies and securities. Trade disputes may adversely affect the economies of the United States and its trading partners, as well as companies directly or indirectly affected by tariffs or restrictions and financial markets generally. For example, the United States has imposed tariffs and other trade barriers on Chinese exports, has restricted sales of certain categories of goods to China, and has established barriers to investments in China. The United States government has prohibited U.S. persons from investing in Chinese companies designated as related to the Chinese military. These and possible future restrictions could limit the Fund's opportunities for investment and require the sale of securities at a loss or make them illiquid. Moreover, the Chinese government is involved in a longstanding dispute with Taiwan that has included threats of invasion. If the political climate between the United States and China does not improve or continues to deteriorate, if China were to attempt unification of Taiwan

by force, or if other geopolitical conflicts develop or get worse, economies, markets and individual securities may be severely affected both regionally and globally, and the value of the Fund's assets may go down.

Stock prices tend to go up and down more dramatically than those of debt securities. A slower-growth or recessionary economic environment could have an adverse effect on the prices of the various stocks held by the Fund.

**Investment Style Factors:** There can be no assurance that the multi-factor stock selection process of the Underlying Index will enhance performance. Exposure to such investment factors may detract from performance in some market environments, perhaps for extended periods. There is no guarantee the index provider's methodology will be successful in creating an index that achieves exposure to such investment factors.

**Large Capitalization Companies:** Large capitalization companies may fall out of favor with investors based on market and economic conditions. Large capitalization companies may underperform relative to small and mid capitalization companies because they may be unable to respond quickly to new competitive challenges, such as changes in technology and consumer tastes, and may not be able to attain the high growth rate of successful smaller companies, especially during extended periods of economic expansion.

**Small and Mid Capitalization Companies:** While small and mid capitalization companies may offer substantial opportunities for capital growth, they also may involve more risks than larger companies. Historically, securities issued by small and mid capitalization companies have been more volatile in price than securities that are issued by larger companies, especially over the short term. Among the reasons for the greater price volatility are the less certain growth prospects of small and mid capitalization companies, the lower degree of liquidity in the markets for such securities, and the greater sensitivity of small and mid capitalization companies to changing economic conditions.

In addition, small and mid capitalization companies may lack depth of management, be unable to generate funds necessary for growth or development, have limited product lines or be developing or marketing new products or services for which markets are not yet established and may never become established. Small and mid capitalization companies may be particularly affected by interest rate increases, as they may find it more difficult to borrow money to continue or expand operations, or may have difficulty in repaying loans, particularly those with floating interest rates.

**Derivative Instruments:** The performance of derivative instruments depends largely on the performance of an underlying instrument, such as a security, or index, and such instruments often have risks similar to the underlying instrument, in addition to other risks. Derivative instruments involve costs and can create

economic leverage in the Fund's portfolio, which may result in significant volatility and cause the Fund to participate in losses (as well as gains) in an amount that significantly exceeds the Fund's initial investment. Other risks include illiquidity, mispricing or improper valuation of the derivative instrument, and imperfect correlation between the value of the derivative and the underlying instrument so that the Fund may not realize the intended benefits and may experience increased tracking error. Their successful use will usually depend on the investment manager's ability to accurately forecast movements in the market relating to the underlying instrument. Should a market or markets, or prices of particular classes of investments, move in an unexpected manner, especially in unusual or extreme market conditions, the Fund may not realize the anticipated benefits of the transaction, and it may realize losses, which could be significant. If the investment manager is not successful in using such derivative instruments, the Fund's performance may be worse than if the investment manager did not use such derivative instruments at all. When a derivative is used for hedging, the change in value of the derivative instrument also may not correlate specifically with the security, index or other risk being hedged. There is also the risk, especially under extreme market conditions, that an instrument, which usually would operate as a hedge, provides no hedging benefits at all.

Use of these instruments could also result in a loss if the counterparty to the transaction does not perform as promised, including because of such counterparty's bankruptcy or insolvency. This risk is heightened with respect to over-the-counter (OTC) instruments such as swaps, and may be greater during volatile market conditions. Other risks include the inability to close out a position because the trading market becomes illiquid (particularly in the OTC markets) or the availability of counterparties becomes limited for a period of time. In addition, the presence of speculators in a particular market could lead to price distortions. To the extent that the Fund is unable to close out a position because of market illiquidity, the Fund may not be able to prevent further losses of value in its derivatives holdings and the Fund's liquidity may be impaired. Some derivatives can be particularly sensitive to changes in interest rates or other market prices. Investors should bear in mind that, while the Fund intends to use derivative strategies on a regular basis, it is not obligated to actively engage in these transactions, generally or in any particular kind of derivative, if the investment manager elects not to do so due to availability, cost or other factors.

Certain types of derivatives require the Fund to post margin or collateral in a manner that satisfies contractual undertakings and regulatory requirements. In order to satisfy margin or other requirements, the Fund may need to sell securities from its portfolio or exit positions at a time when it may be disadvantageous to do so.

The use of derivative strategies may also have a tax impact on the Fund. The timing and character of income, gains or losses from these strategies could impair the ability of the investment manager to use derivatives when it wishes to do so.

**Indexing:**

**Passive investment:** The Fund is not actively managed and may be affected by a general decline in market segments related to the Underlying Index. The Fund invests in securities included in, or representative of, the Underlying Index, regardless of their investment merits. The investment manager generally does not attempt to take defensive positions under any market conditions, including declining markets.

**Calculation methodology:** The Underlying Index relies on various sources of information to assess the criteria of issuers included in the Underlying Index (or the FTSE Russell index on which it is based), including information that may be based on assumptions and estimates. Neither the Fund nor the investment manager can offer assurances that the Underlying Index's calculation methodology or sources of information will provide an accurate assessment of included issuers or that the included issuers will provide the Fund with the market exposure it seeks.

**Underlying index errors:** There is no assurance that the Underlying Index will be determined, composed or calculated accurately. While FTSE Russell provides descriptions of what the Underlying Index is designed to achieve, FTSE Russell does not guarantee the quality, accuracy or completeness of data in respect of its indices, and does not guarantee that the Underlying Index will be in line with the described index methodology. Errors in index data, index computations or the construction of the Underlying Index in accordance with its methodology (including as a result of outdated, unreliable or unavailable market information) may occur and may not be identified and corrected by FTSE Russell for a period of time or at all, which may have an adverse impact on the Fund and its shareholders. For example, during a period where the Underlying Index contains incorrect constituents, the Fund would have market exposure to such constituents and would be underexposed to the Underlying Index's other constituents. As such, errors may result in a negative or positive performance impact to the Fund and its shareholders. Shareholders should understand that losses resulting from errors may be borne by the Fund and its shareholders.

**Non-correlation:** There is no guarantee that the Fund will achieve a high degree of correlation to the Underlying Index and therefore achieve its investment goal. Market disruptions and regulatory restrictions could have an adverse effect on the Fund's ability to adjust its exposure to the required levels in order to track the Underlying Index. In addition, the Fund's NAV may deviate from the Underlying Index if the Fund fair values a portfolio security at a price other than the price used by the Underlying Index for that security.



**Tracking Error:** Tracking error is the divergence of the Fund's performance from that of the Underlying Index. Tracking error may occur because of differences between the securities held in the Fund's portfolio and those included in the Underlying Index, pricing differences, transaction costs, the Fund's holding of cash, differences in timing of the accrual of dividends or interest, tax gains or losses, changes to the Underlying Index or the need to meet various new or existing regulatory requirements. This risk may be heightened during times of increased market volatility or other unusual market conditions. Tracking error also may result because the Fund incurs fees and expenses, while the Underlying Index does not.

### **Market Trading:**

**Absence of active market:** Although shares of the Fund are listed for trading on one or more stock exchanges, there can be no assurance that an active trading market for such shares will develop or be maintained. There are no obligations of market makers to make a market in the Fund's shares or of an Authorized Participant to submit purchase or redemption orders for Creation Units. Decisions by market makers or Authorized Participants to reduce their role or step away from these activities in times of market stress could inhibit the effectiveness of the arbitrage process in maintaining the relationship between the underlying value of the Fund's portfolio securities and the Fund's market price. This reduced effectiveness could result in Fund shares trading at a premium or discount to its NAV and also greater than normal intraday bid-ask spreads. Additionally, in stressed market conditions, the market for the Fund's shares may become less liquid in response to deteriorating liquidity in the markets for the Fund's portfolio holdings, which may cause a significant variance in the market price of the Fund's shares and their underlying value and wider bid-ask spreads.

**Secondary listings:** The Fund's shares may be listed or traded on U.S. and non-U.S. stock exchanges other than the U.S. stock exchange where the Fund's primary listing is maintained, and may otherwise be made available to non-U.S. investors through funds or structured investment vehicles similar to depositary receipts.

The Fund's shares may be less actively traded in certain markets than in others, and investors are subject to the execution and settlement risks and market standards of the market where they or their broker direct their trades for execution. Certain information available to investors who trade Fund shares on a U.S. stock exchange during regular U.S. market hours may not be available to investors who trade in other markets, which may result in secondary market prices in such markets being less efficient.

**Secondary market trading:** Shares of the Fund may trade in the secondary market at times when the Fund does not accept orders to purchase or redeem shares. At such times, shares may trade in the secondary market with more significant

premiums or discounts than might be experienced at times when the Fund accepts purchase and redemption orders.

There can be no assurance that the Fund's shares will continue to trade on a stock exchange or in any market or that the Fund's shares will continue to meet the requirements for listing or trading on any exchange or in any market, or that such requirements will remain unchanged. Secondary market trading in Fund shares may be halted by a stock exchange because of market conditions or other reasons. In addition, trading in Fund shares on a stock exchange or in any market may be subject to trading halts caused by extraordinary market volatility pursuant to "circuit breaker" rules on the stock exchange or market.

During a "flash crash," the market prices of the Fund's shares may decline suddenly and significantly. Such a decline may not reflect the performance of the portfolio securities held by the Fund. Flash crashes may cause Authorized Participants and other market makers to limit or cease trading in the Fund's shares for temporary or longer periods. Shareholders could suffer significant losses to the extent that they sell shares at these temporarily low market prices.

Shares of the Fund, similar to shares of other issuers listed on a stock exchange, may be sold short and are therefore subject to the risk of increased volatility associated with short selling.

**Premium/discount:** Shares of the Fund may trade at prices other than NAV. Shares of the Fund trade on stock exchanges at prices at, above or below their most recent NAV. The NAV of the Fund is calculated at the end of each business day and fluctuates with changes in the market value of the Fund's holdings since the most recent calculation. The trading prices of the Fund's shares fluctuate continuously throughout trading hours based on market supply and demand rather than NAV. As a result, the trading prices of the Fund's shares may deviate significantly from NAV during periods of market volatility.

Any of these factors, among others, may lead to the Fund's shares trading at a premium or discount to NAV. Thus, you may pay more (or less) than NAV when you buy shares of the Fund in the secondary market, and you may receive less (or more) than NAV when you sell those shares in the secondary market. The investment manager cannot predict whether shares will trade above (premium), below (discount) or at NAV. However, because shares can be created and redeemed in Creation Units at NAV, the investment manager believes that large discounts or premiums to the NAV of the Fund are not likely to be sustained over the long-term. While the creation/redemption feature is designed to make it likely that the Fund's shares normally will trade on stock exchanges at prices close to the Fund's next calculated NAV, exchange prices are not expected to correlate exactly with the Fund's NAV due to timing reasons as well as market supply and demand factors. In addition, disruptions to creations and redemptions or extreme market

volatility may result in trading prices for shares of the Fund that differ significantly from its NAV.

**Cost of buying or selling Fund shares:** Buying or selling Fund shares on an exchange involves two types of costs that apply to all securities transactions. When buying or selling shares of the Fund through a broker, you will likely incur a brokerage commission or other charges imposed by brokers as determined by that broker. In addition, you may incur the cost of the “spread,” that is, the difference between what investors are willing to pay for Fund shares (the “bid” price) and the price at which they are willing to sell Fund shares (the “ask” price). Because of the costs inherent in buying or selling Fund shares, frequent trading may detract significantly from investment results and an investment in Fund shares may not be advisable for investors who anticipate regularly making small investments.

**Concentration:** To the extent the Fund concentrates in a specific industry, a group of industries, sector or type of investment, the Fund will carry much greater risks of adverse developments and price movements in such industries, sectors or investments than a fund that invests in a wider variety of industries, sectors or investments. There is also the risk that the Fund will perform poorly during a slump in demand for securities of companies in such industries or sectors.

**Consumer discretionary companies:** (Franklin U.S. Mid Cap Multifactor Index ETF) Companies in the consumer discretionary sector could be affected by, among other things, overall economic conditions, interest rates, consumer confidence, and disposable income.

**Industrials companies:** (Franklin U.S. Mid Cap Multifactor Index ETF and Franklin U.S. Small Cap Multifactor Index ETF) The stock prices of companies in the industrials sector are affected by supply and demand both for their specific product or service and for industrials sector products in general. Companies in the industrials sector may be adversely affected by changes in government regulation, world events and economic conditions. In addition, these companies are at risk for environmental damage and product liability claims. Companies in this sector could be adversely affected by commodity price volatility, changes in exchange rates, imposition of export or import controls, increased competition, depletion of resources, technological developments and labor relations.

**Information technology companies:** (Franklin U.S. Large Cap Multifactor Index ETF) Companies in the information technology sector have historically been volatile due to the rapid pace of product change and development within the sector. For example, their products and services may not prove commercially successful or may become obsolete quickly. In addition, delays in or cancellation of the release of anticipated products or services may also affect the price of an information technology company’s stock. Information technology companies are subject to significant competitive pressures, such as new market entrants, aggressive pricing

and tight profit margins. The activities of these companies may also be adversely affected by changes in government regulations, worldwide technological developments or investor perception of a company and/or its products or services. The stock prices of companies operating within this sector may be subject to abrupt or erratic movements.

**Representative Sampling:** The Fund's use of a representative sampling strategy will result in its holding a smaller number of securities than are in the Underlying Index or in the Fund holding securities not included in the Underlying Index. As a result, an adverse development respecting an issuer of securities held by the Fund could result in a greater decline in the Fund's NAV than would be the case if all of the securities in the Underlying Index were held. To the extent that the investment manager uses a representative sampling strategy, the Fund may not track the return of the Underlying Index as well as it would have if the Fund held all of the securities in the Underlying Index.

**Authorized Participant Concentration:** Only an Authorized Participant may engage in creation or redemption transactions directly with the Fund. The Fund has a limited number of institutions that act as Authorized Participants. To the extent that these institutions exit the business or are unable to proceed with creation and/or redemption orders with respect to the Fund and no other Authorized Participant is able to step forward to create or redeem Creation Units (as defined below), Fund shares may trade at a discount to NAV and possibly face trading halts and/or delisting. This risk may be more pronounced in volatile markets, potentially where there are significant redemptions in ETFs generally.

**Cash Transactions:** ETFs generally are able to make in-kind redemptions and avoid being taxed on gain on the distributed portfolio securities at the Fund level. To the extent that the Fund effects redemptions partly or entirely in cash, rather than in-kind, it may be required to sell portfolio securities in order to obtain the cash needed to distribute redemption proceeds. If the Fund recognizes gain on these sales, this generally will cause the Fund to recognize gain it might not otherwise have recognized, or to recognize such gain sooner than would otherwise be required if it were to distribute portfolio securities in-kind. The Fund generally intends to distribute these gains to shareholders to avoid being taxed on this gain at the Fund level and otherwise comply with the special tax rules that apply to it. This strategy may cause shareholders to be subject to tax on gains they would not otherwise be subject to, or at an earlier date than, if they had made an investment in a different ETF. Moreover, cash transactions may have to be carried out over several days if the securities market is relatively illiquid and may involve considerable brokerage fees and taxes. These brokerage fees and taxes, which will be higher than if the Fund sold and redeemed its shares principally in-kind, could be imposed on the Fund and thus decrease the Fund's NAV to the extent they are

not offset by the creation and redemption transaction fees paid by purchasers and redeemers of Creation Units.

**Small Fund:** When the Fund's size is small, the Fund may experience low trading volume and wide bid-ask spreads. In addition, the Fund may face the risk of being delisted if the Fund does not meet certain conditions of the listing exchange. If the Fund were to be required to delist from the listing exchange, the value of the Fund may rapidly decline and performance may be negatively impacted. In addition, any resulting liquidation of the Fund could cause the Fund to incur elevated transaction costs for the Fund and negative tax consequences for its shareholders.

**Large Shareholder:** Certain large shareholders, including other funds or accounts advised by the investment manager, sub-advisor or an affiliate of the investment manager or sub-advisor, may from time to time own a substantial amount of the Fund's shares. In addition, a third party investor, the investment manager, sub-advisor or an affiliate of the investment manager or sub-advisor, an authorized participant, a lead market maker, or another entity may invest in the Fund and hold its investment for a limited period of time solely to facilitate commencement of the Fund or to facilitate the Fund's achieving a specified size or scale. There can be no assurance that any large shareholder would not redeem its investment. Dispositions of a large number of shares by these shareholders may adversely affect the Fund's liquidity and net assets to the extent such transactions are executed directly with the Fund in the form of redemptions through an authorized participant, rather than executed in the secondary market. These redemptions may also force the Fund to sell portfolio securities when it might not otherwise do so, which may negatively impact the Fund's NAV and increase the Fund's brokerage costs. To the extent these large shareholders transact in shares on the secondary market, such transactions may account for a large percentage of the trading volume on the listing exchange and may, therefore, have a material upward or downward effect on the market price of the shares.

**Cybersecurity:** Cybersecurity incidents, both intentional and unintentional, may allow an unauthorized party to gain access to Fund assets, Fund or customer data (including private shareholder information), or proprietary information, cause the Fund, the investment manager, authorized participants, or index providers (as applicable) and listing exchanges, and/or their service providers (including, but not limited to, Fund accountants, custodians, sub-custodians, transfer agents and financial intermediaries) to suffer data breaches, data corruption or loss of operational functionality or prevent Fund investors from purchasing, redeeming shares or receiving distributions. The investment manager has limited ability to prevent or mitigate cybersecurity incidents affecting third party service providers, and such third party service providers may have limited indemnification obligations to the Fund or the investment manager. Cybersecurity incidents may result in financial losses to the Fund and its shareholders, and substantial costs may be

incurred in an effort to prevent or mitigate future cybersecurity incidents. Issuers of securities in which the Fund invests are also subject to cybersecurity risks, and the value of these securities could decline if the issuers experience cybersecurity incidents.

Because technology is frequently changing, new ways to carry out cyber attacks are always developing. Therefore, there is a chance that some risks have not been identified or prepared for, or that an attack may not be detected, which puts limitations on the Fund's ability to plan for or respond to a cyber attack. Like other funds and business enterprises, the Fund, the investment manager, and their service providers are subject to the risk of cyber incidents occurring from time to time.

## More Information on Investment Policies, Practices and Risks

### Exclusion of Investment Manager from Commodity Pool Operator Definition

With respect to the Fund, the investment manager has claimed an exclusion from the definition of "commodity pool operator" (CPO) under the Commodity Exchange Act (CEA) and the rules of the Commodity Futures Trading Commission (CFTC) and, therefore, is not subject to CFTC registration or regulation as a CPO. In addition, with respect to the Fund, the investment manager is relying upon a related exclusion from the definition of "commodity trading advisor" (CTA) under the CEA and the rules of the CFTC.

The terms of the CPO exclusion require the Fund, among other things, to adhere to certain limits on its investments in commodity futures, commodity options and swaps, which in turn include non-deliverable currency forward contracts, as further described in the Fund's Statement of Additional Information (SAI). Because the investment manager and the Fund intend to comply with the terms of the CPO exclusion, the Fund may, in the future, need to adjust its investment strategies, consistent with its investment goal(s), to limit its investments in these types of instruments. The Fund is not intended as a vehicle for trading in the commodity futures, commodity options, or swaps markets. The CFTC has neither reviewed nor approved the investment manager's reliance on these exclusions, or the Fund, its investment strategies or this prospectus.

More detailed information about the Fund and its policies and risks can be found in the Fund's SAI.

A description of the Fund's policies and procedures regarding the release of portfolio holdings information is also available in the Fund's SAI. The Fund discloses its portfolio holdings daily at <https://www.franklintempleton.com/investments/options/exchange-traded-funds>.

## Management

Franklin Advisory Services, LLC (Advisory Services or investment manager), One Franklin Parkway, San Mateo, CA 94403-1906, is each Fund's investment manager. Advisory Services is an indirect, wholly-owned subsidiary of Franklin Resources, Inc. (Resources). Together, Advisory Services and its affiliates manage, as of June 30, 2025, \$1.61 trillion in assets, and have been in the investment management business since 1947.

Under a separate agreement with Advisory Services, Franklin Templeton Institutional, LLC (FT Institutional), One Madison Avenue, New York, New York 10010, serves as the Fund's sub-advisor. FT Institutional provides Advisory Services with investment management advice (which may include research and analysis services). FT Institutional is a wholly owned subsidiary of Resources. Investment advisory responsibilities and fees may be reallocated periodically between Advisory Services and FT Institutional.

The Fund is managed by a team of dedicated professionals. The portfolio managers of the Fund are as follows:

### **Dina Ting, CFA Senior Vice President of Advisory Services**

Ms. Ting has been a portfolio manager of the Fund since inception. She joined Franklin Templeton in 2015.

### **Hailey Harris Portfolio Manager of FT Institutional**

Ms. Harris has been a portfolio manager of the Fund since 2019. She joined Franklin Templeton in 2018.

### **Joe Diederich Portfolio Manager of FT Institutional**

Mr. Diederich has been a portfolio manager of the Fund since 2022. He joined Franklin Templeton in 2019.

### **Basit Amin, CFA Vice President of Advisory Services**

Mr. Amin has been a portfolio manager of the Fund since 2022. He joined Franklin Templeton in 2021. Prior to joining Franklin Templeton, he was a portfolio manager at Northern Trust and BlackRock.

The portfolio managers are jointly and primarily responsible for the day-to-day management of the Fund's portfolio. Each portfolio manager has equal authority over all aspects of the Funds' investment portfolio, including but not limited to, purchases and sales of individual securities, portfolio risk assessment, and the management of daily cash balances in accordance with anticipated investment management requirements. The degree to which each portfolio manager may perform these functions, and the nature of these functions, may change from time to time.

CFA® and Chartered Financial Analyst® are trademarks owned by CFA Institute.

The Fund's SAI provides additional information about portfolio manager compensation, other accounts that they manage and their ownership of Fund shares.

Pursuant to the investment management agreement approved by the board of trustees, the Fund pays Advisory Services a unified management fee for managing the Fund's assets and Advisory Services pays FT Institutional for its services. Advisory Services reimburses the Fund for all acquired fund fees and expenses (such as those associated with the Fund's investment in a Franklin Templeton money fund) and pays all of the ordinary operating expenses of the Fund, except for (i) the Fund's management fee, (ii) payments under the Fund's Rule 12b-1 plan (if any), (iii) brokerage expenses (including any costs incidental to transactions in portfolio securities or instruments), (iv) taxes, (v) interest (including borrowing costs and dividend expenses on securities sold short and overdraft charges), (vi) litigation expenses (including litigation to which the Trust or the Fund may be a party and indemnification of the trustees and officers with respect thereto), and (vii) other non-routine or extraordinary expenses.

For the fiscal year ended March 31, 2025, the Fund paid Advisory Services an effective management fee equal to the following percentages of the Fund's average daily net assets for managing the Fund's assets:

<u>Fund</u>	<u>Effective management fee</u>
Franklin U.S. Large Cap Multifactor Index ETF	0.15%
Franklin U.S. Mid Cap Multifactor Index ETF	0.30%
Franklin U.S. Small Cap Multifactor Index ETF	0.35%

A discussion regarding the basis for the board of trustees' approval of the Fund's investment management agreement and sub-advisory agreement is available in the Fund's report on Form N-CSR for the period ended September 30, 2024 (with respect to the investment management agreement) and the period ended March 31, 2024 (with respect to the sub-advisory agreement).

**Manager of Managers Structure**

The investment manager and the Trust have received an exemptive order from the SEC that allows the Fund to operate in a “manager of managers” structure whereby the investment manager can appoint and replace both wholly-owned and unaffiliated sub-advisors, and enter into, amend and terminate sub-advisory agreements with such sub-advisors, each subject to board approval but without obtaining prior shareholder approval (Manager of Managers Structure). The Fund



will, however, inform shareholders of the hiring of any new sub-advisor within 90 days after the hiring. The SEC exemptive order provides the Fund with greater flexibility and efficiency and alleviates the need for the Fund to incur the expense and delays associated with obtaining shareholder approval of such sub-advisory agreements.

The use of the Manager of Managers Structure with respect to the Fund is subject to certain conditions that are set forth in the SEC exemptive order. Under the Manager of Managers Structure, the investment manager has the ultimate responsibility, subject to oversight by the Fund's board of trustees, to oversee sub-advisors and recommend their hiring, termination and replacement. The investment manager will also, subject to the review and approval of the Fund's board of trustees: set the Fund's overall investment strategy; evaluate, select and recommend sub-advisors to manage all or a portion of the Fund's assets; and implement procedures reasonably designed to ensure that each sub-advisor complies with the Fund's investment goal, policies and restrictions. Subject to review by the Fund's board of trustees, the investment manager will allocate and, when appropriate, reallocate the Fund's assets among sub-advisors and monitor and evaluate the sub-advisors' performance.

## Distributions and Taxes

The information is provided with respect to each Fund (hereafter the "Fund").

### Income and Capital Gain Distributions

As a regulated investment company, the Fund generally pays no federal income tax on the income and gains it distributes to you. The Fund intends to pay income dividends at least quarterly from its net investment income. Capital gains, if any, may be paid by the Fund at least annually. The Fund may distribute income dividends and capital gains more frequently, if necessary, in order to reduce or eliminate federal excise or income taxes on the Fund. The amount of any distribution will vary, and there is no guarantee the Fund will pay either income dividends or capital gain distributions. Distributions in cash may be reinvested automatically in additional whole Fund shares only if the broker through whom you purchased the shares makes such option available.

**Annual statements.** After the close of each calendar year, you will receive tax information from the broker with respect to the federal income tax treatment of the Fund's distributions and any taxable sales of Fund shares occurring during the prior calendar year. You may receive revised tax information if the Fund must reclassify its distributions or the broker must adjust the cost basis of any covered shares sold after you receive your tax information. Distributions declared in October, November or December to shareholders of record in such month and paid in January are taxable as if they were paid in December. Additional tax information about the Fund's distributions is available at [www.franklintempleton.com](http://www.franklintempleton.com).

**Avoid "buying a dividend."** At the time you purchase your Fund shares, the price of the shares may reflect undistributed income, undistributed capital gains, or net unrealized appreciation in the value of the portfolio securities held by the Fund. For taxable investors, a subsequent distribution to you of such amounts, although constituting a return of your investment, would be taxable. Buying shares in the Fund just before it declares an income dividend or capital gain distribution is sometimes known as "buying a dividend."

## Tax Considerations

If you are a taxable investor, Fund distributions are generally taxable to you as ordinary income, capital gains or some combination of both. This is the case whether you reinvest your distributions in additional Fund shares or receive them in cash.

**Dividend income.** Income dividends are generally subject to tax at ordinary rates. Income dividends reported by the Fund as qualified dividend income may be subject to tax by individuals at reduced long-term capital gains tax rates provided certain holding period requirements are met. A return-of-capital distribution is generally not taxable but will reduce the cost basis of your shares, and will result in a higher capital gain or a lower capital loss when you later sell your shares.

**Capital gains.** Fund distributions of short-term capital gains are also subject to tax at ordinary rates. Fund distributions of long-term capital gains are taxable at the reduced long-term capital gains rates no matter how long you have owned your Fund shares. For single individuals with taxable income not in excess of \$48,350 in 2025 (\$96,700 for married individuals filing jointly), the long-term capital gains tax rate is 0%. For single individuals and joint filers with taxable income in excess of these amounts but not more than \$533,400 or \$600,050, respectively, the long-term capital gains tax rate is 15%. The rate is 20% for single individuals with taxable income in excess of \$533,400 and married individuals filing jointly with taxable income in excess of \$600,050. An additional 3.8% Medicare tax may also be imposed as discussed below.

**Sales of exchange-listed shares.** Currently, any capital gain or loss realized on the sale of Fund shares generally is treated as long-term capital gain or loss if the shares have been held for more than one year and as short-term capital gain or loss if the shares have been held for one year or less.

**Cost basis reporting.** Contact the broker through whom you purchased your Fund shares to obtain information with respect to the available cost basis reporting methods and elections for your account.

**Taxes on creation and redemption of creation units.** An Authorized Participant who exchanges securities for Creation Units generally will recognize a gain or loss. The gain or loss will be equal to the difference between the market value of the Creation Units at the time of purchase and the exchanger's aggregate basis in the

securities surrendered plus any cash paid for the Creation Units. An Authorized Participant who exchanges Creation Units for securities will generally recognize a gain or loss equal to the difference between the exchanger's basis in the Creation Units and the aggregate market value of the securities and the amount of cash received. The Internal Revenue Service, however, may assert that a loss realized upon an exchange of securities for Creation Units cannot be deducted currently under the rules governing "wash sales," or on the basis that there has been no significant change in economic position. Authorized Participants exchanging securities should consult their own tax advisor with respect to whether wash sale rules apply and when a loss might be deductible.

Authorized Participants that create or redeem Creation Units will be sent a confirmation statement showing how many shares they purchased or sold and at what price.

Under current federal tax laws, any capital gain or loss realized upon a redemption of Creation Units is generally treated as long-term capital gain or loss if the shares have been held for more than one year and as a short-term capital gain or loss if the shares have been held for one year or less.

If the Fund redeems Creation Units in part or entirely in cash, it may recognize more capital gains than it will if it redeems Creation Units in-kind.

**Medicare tax.** An additional 3.8% Medicare tax is imposed on certain net investment income (including ordinary dividends and capital gain distributions received from the Fund and net gains from the sales of Fund shares) of U.S. individuals, estates and trusts to the extent that such person's "modified adjusted gross income" (in the case of an individual) or "adjusted gross income" (in the case of an estate or trust) exceeds a threshold amount. Any liability for this additional Medicare tax is reported on, and paid with, your federal income tax return.

**Backup withholding.** A shareholder may be subject to backup withholding on any distributions of income, capital gains, or proceeds from the sale of Fund shares if the shareholder has provided either an incorrect tax identification number or no number at all, is subject to backup withholding by the IRS for failure to properly report payments of interest or dividends, has failed to certify that the shareholder is not subject to backup withholding, or has not certified that the shareholder is a U.S. person (including a U.S. resident alien). The backup withholding rate is currently 24%. State backup withholding may also apply.

**State and local taxes.** Distributions of ordinary income and capital gains, and gains from the sale of your Fund shares, are generally subject to state and local taxes.

**Non-U.S. investors.** Non-U.S. investors may be subject to U.S. withholding tax at 30% or a lower treaty rate on Fund dividends of ordinary income. Non-U.S.

investors may be subject to U.S. estate tax on the value of their shares. They are subject to special U.S. tax certification requirements to avoid backup withholding, claim any exemptions from withholding and claim any treaty benefits. Exemptions from U.S. withholding tax are generally provided for capital gains realized on the sale of Fund shares, capital gain dividends paid by the Fund from net long-term capital gains, short-term capital gain dividends paid by the Fund from net short-term capital gains and interest-related dividends paid by the Fund from its qualified net interest income from U.S. sources. However, notwithstanding such exemptions from U.S. withholding tax at source, any such dividends and distributions of income and capital gains will be subject to backup withholding at a rate of 24% if you fail to properly certify that you are not a U.S. person.

**Other reporting and withholding requirements.** Payments to a shareholder that is either a foreign financial institution or a non-financial foreign entity within the meaning of the Foreign Account Tax Compliance Act (FATCA) may be subject to a 30% withholding tax on income dividends paid by the Fund. The FATCA withholding tax generally can be avoided by such foreign entity if it provides the broker, and in some cases, the IRS, information concerning the ownership of certain foreign financial accounts or other appropriate certifications or documentation concerning its status under FATCA. In order to comply with these requirements, information about a shareholder in the Fund may be disclosed to the IRS, non-U.S. taxing authorities or other parties as necessary to comply with FATCA.

**Other tax information.** This discussion of "Distributions and Taxes" is for general information only and is not tax advice. You should consult your own tax advisor regarding your particular circumstances, and about any federal, state, local and foreign tax consequences before making an investment in the Fund. Additional information about the tax consequences of investing in the Fund may be found in the SAI.

## Index Provider

Each Underlying Index is a custom index that is maintained and calculated by FTSE Russell, and is based on a FTSE Russell index using a methodology developed with Franklin Templeton to reflect Franklin Templeton's desired investment strategy. Franklin Templeton Companies, LLC (FTC), an affiliate of Advisory Services, has entered into a license agreement with FTSE Russell to use the Underlying Indexes. FTSE Russell creates, compiles, maintains, calculates and publishes each Underlying Index based upon specifications, designs, screens and other instructions provided by FTC. Pursuant to an index sub-licensing agreement between FTC and Franklin Templeton ETF Trust, FTC provides the use of the Underlying Indexes and related intellectual property at no cost to the Franklin Templeton ETF Trust and the Funds.

## Disclaimers

### FTSE Russell

The LibertyQ U.S. Large Cap Equity Index, LibertyQ U.S. Mid Cap Equity Index, and LibertyQ U.S. Small Cap Equity Index are calculated and maintained by FTSE Russell which aims to reflect the performance of a corresponding Franklin Templeton strategy. Franklin U.S. Large Cap Multifactor Index ETF, Franklin U.S. Mid Cap Multifactor Index ETF and Franklin U.S. Small Cap Multifactor Index ETF are not in any way sponsored, endorsed, sold or promoted by Russell or the London Stock Exchange Group companies ("LSEG") (together the "Licensor Parties") and none of the Licensor Parties make any claim, prediction, warranty or representation whatsoever, expressly or impliedly, either as to (i) the results to be obtained from the use of an Index (upon which the Franklin U.S. Large Cap Multifactor Index ETF, Franklin U.S. Mid Cap Multifactor Index ETF or Franklin U.S. Small Cap Multifactor Index ETF is based), (ii) the figure at which an Index is said to stand at any particular time on any particular day or otherwise, or (iii) the suitability of an Index for the purpose to which it is being put in connection with Franklin U.S. Large Cap Multifactor Index ETF, Franklin U.S. Mid Cap Multifactor Index ETF or Franklin U.S. Small Cap Multifactor Index ETF. None of the Licensor Parties have provided or will provide any financial or investment advice or recommendation in relation to an Index to FTC or to its clients. Each Index is calculated by Russell or its agent. None of the Licensor Parties shall be (a) liable (whether in negligence or otherwise) to any person for any error in an Index or (b) under any obligation to advise any person of any error therein.

Frank Russell Company ("Russell") is the source and owner of the trademarks, service marks and copyrights related to the Russell Indexes. Russell® is a trademark of Frank Russell Company. Neither Russell nor its licensors accept any liability for any errors or omissions in the Russell Indexes and / or Russell ratings or underlying data and no party may rely on any Russell Indexes and / or Russell ratings and / or underlying data contained in this communication. No further distribution of Russell Data is permitted without Russell's express written consent. Russell does not promote, sponsor or endorse the content of this communication.

### Franklin Templeton

Neither FTC, Advisory Services, FT Institutional or any of their affiliates (together, "Franklin Templeton") guarantee the accuracy and/or the completeness of the Underlying Indexes or any data included therein, and Franklin Templeton shall not have any liability for any errors, omissions or interruptions therein. Franklin Templeton does not make any warranty, express or implied, as to results to be obtained by the Funds, owners of the shares of the Funds or any other person or entity from the use of the Underlying Indexes or any data included therein. Franklin Templeton does not make any express or implied warranties, and expressly

disclaims all warranties of merchantability or fitness for a particular purpose or use with respect to the Underlying Indexes or any data included therein. Without limiting any of the foregoing, in no event shall Franklin Templeton have any liability for any special, punitive, direct, indirect or consequential damages (including lost profits) arising out of matters relating to the use of the Underlying Indexes, even if notified of the possibility of such damages.

## Financial Highlights

The Financial Highlights present the Fund's financial performance for the past five years or since its inception. Certain information reflects financial results for a single Fund share. The total returns represent the rate that an investor would have earned or lost on an investment in the Fund assuming reinvestment of dividends and capital gains. This information has been audited by PricewaterhouseCoopers LLP, an independent registered public accounting firm, whose report, along with the Fund's financial statements, are available on the Fund's website and are included in the Form N-CSR filed with the SEC covering the period ended March 31, 2025, which is available upon request.

## Franklin U.S. Large Cap Multifactor Index ETF

	Year Ended March 31,				
	2025	2024	2023	2022	2021
Per share operating performance (for a share outstanding throughout the year)					
Net asset value, beginning of year	\$53.27	\$41.37	\$44.86	\$40.04	\$27.61
Income from investment operations <sup>a</sup> :					
Net investment income <sup>b</sup>	0.74	0.69	0.82	0.77	0.72
Net realized and unrealized gains (losses)	3.13	11.89	(3.48)	4.89	12.49
Total from investment operations	3.87	12.58	(2.66)	5.66	13.21
Less distributions from net investment income	(0.69)	(0.68)	(0.83)	(0.84)	(0.78)
<b>Net asset value, end of year</b>	<b>\$56.45</b>	<b>\$53.27</b>	<b>\$41.37</b>	<b>\$44.86</b>	<b>\$40.04</b>
Total return <sup>c</sup>	7.25%	30.68%	(5.79)%	14.19%	48.22%
Ratios to average net assets					
Expenses before waiver and payments by affiliates	0.15%	0.15%	0.15%	0.15%	0.15%
Expenses net of waiver and payments by affiliates	0.15% <sup>d</sup>	0.15% <sup>d</sup>	0.15% <sup>d</sup>	0.15% <sup>d</sup>	0.15% <sup>d</sup>
Net investment income	1.29%	1.50%	2.02%	1.77%	2.06%
Supplemental data					
Net assets, end of year (000's)	\$1,397,183	\$1,283,815	\$860,419	\$966,737	\$1,353,407
Portfolio turnover rate <sup>e</sup>	53.07% <sup>f</sup>	56.10% <sup>f</sup>	51.95% <sup>f</sup>	68.37% <sup>f</sup>	25.05% <sup>f</sup>

a. The amount shown for a share outstanding throughout the period may not correlate with the Statement of Operations for the period due to the timing of sales and repurchases of Creation Unit Fund shares in relation to income earned and/or fluctuating fair value of the investments of the Fund.

b. Based on average daily shares outstanding.

c. Total return is calculated assuming an initial investment made at the net asset value at the beginning of the period, reinvestment of all dividends and distributions at net asset value during the period, and redemption at net asset value on the last day of the period.

d. Benefit of waiver and payments by affiliates rounds to less than 0.01%.

e. Portfolio turnover rate includes portfolio transactions that are executed as a result of the Fund offering and redeeming Creation Units solely for cash ("Cash creations").

f. Portfolio turnover rate excluding cash in lieu related to in-kind transactions was as follows:

53.07%	56.10%	51.95%	68.37%	25.05%
--------	--------	--------	--------	--------



## Franklin U.S. Mid Cap Multifactor Index ETF

	Year Ended March 31,				
	2025	2024	2023	2022	2021
Per share operating performance (for a share outstanding throughout the year)					
Net asset value, beginning of year	\$53.45	\$43.31	\$44.90	\$40.84	\$24.94
Income from investment operations <sup>a</sup> :					
Net investment income <sup>b</sup>	0.84	0.80	0.71	0.54	0.45
Net realized and unrealized gains (losses)	(0.62)	9.95	(1.73)	4.03	15.86
Total from investment operations	0.22	10.75	(1.02)	4.57	16.31
Less distributions from net investment income	(0.72)	(0.61)	(0.57)	(0.51)	(0.41)
<b>Net asset value, end of year</b>	<b>\$52.95</b>	<b>\$53.45</b>	<b>\$43.31</b>	<b>\$44.90</b>	<b>\$40.84</b>
Total return <sup>c</sup>	0.41%	25.04%	(2.17)%	11.18%	65.69%
Ratios to average net assets					
Expenses before waiver and payments by affiliates	0.30%	0.30%	0.30%	0.30%	0.30%
Expenses net of waiver and payments by affiliates	0.30% <sup>d</sup>	0.30% <sup>d</sup>	0.30% <sup>d</sup>	0.30% <sup>d</sup>	0.30% <sup>d</sup>
Net investment income	1.56%	1.74%	1.69%	1.21%	1.30%
Supplemental data					
Net assets, end of year (000's)	\$1,466,653	\$611,988	\$166,748	\$62,855	\$36,759
Portfolio turnover rate <sup>e</sup>	19.00% <sup>f</sup>	19.41% <sup>f</sup>	24.07% <sup>f</sup>	22.76% <sup>f</sup>	25.02% <sup>f</sup>

a. The amount shown for a share outstanding throughout the period may not correlate with the Statement of Operations for the period due to the timing of sales and repurchases of Creation Unit Fund shares in relation to income earned and/or fluctuating fair value of the investments of the Fund.

b. Based on average daily shares outstanding.

c. Total return is calculated assuming an initial investment made at the net asset value at the beginning of the period, reinvestment of all dividends and distributions at net asset value during the period, and redemption at net asset value on the last day of the period.

d. Benefit of waiver and payments by affiliates rounds to less than 0.01%.

e. Portfolio turnover rate includes portfolio transactions that are executed as a result of the Fund offering and redeeming Creation Units solely for cash ("Cash creations").

f. Portfolio turnover rate excluding cash in lieu related to in-kind transactions was as follows:

19.00%	19.41%	24.07%	22.76%	25.02%
--------	--------	--------	--------	--------

## Franklin U.S. Small Cap Multifactor Index ETF

	Year Ended March 31,				
	2025	2024	2023	2022	2021
Per share operating performance (for a share outstanding throughout the year)					
Net asset value, beginning of year	\$40.57	\$34.10	\$36.16	\$36.53	\$20.48
Income from investment operations <sup>a</sup> :					
Net investment income <sup>b</sup>	0.54	0.55	0.54	0.38	0.28
Net realized and unrealized gains (losses)	(1.14)	6.41	(2.10)	(0.36)	16.15
Total from investment operations	(0.60)	6.96	(1.56)	0.02	16.43
Less distributions from net investment income	(0.60)	(0.49)	(0.50)	(0.39)	(0.38)
<b>Net asset value, end of year</b>	<b>\$39.37</b>	<b>\$40.57</b>	<b>\$34.10</b>	<b>\$36.16</b>	<b>\$36.53</b>
Total return <sup>c</sup>	(1.52)%	20.59%	(4.21)%	0.02%	80.74%
Ratios to average net assets					
Expenses before waiver and payments by affiliates	0.35%	0.35%	0.35%	0.35%	0.35%
Expenses net of waiver and payments by affiliates	0.35% <sup>d</sup>	0.35% <sup>d</sup>	0.35% <sup>d</sup>	0.35% <sup>d</sup>	0.35% <sup>d</sup>
Net investment income	1.32%	1.53%	1.60%	1.00%	0.99%
Supplemental data					
Net assets, end of year (000's)	\$43,303	\$36,510	\$17,048	\$16,273	\$14,613
Portfolio turnover rate <sup>e</sup>	24.22% <sup>f</sup>	23.57% <sup>f</sup>	28.79% <sup>f</sup>	27.64% <sup>f</sup>	34.77% <sup>f</sup>

a. The amount shown for a share outstanding throughout the period may not correlate with the Statement of Operations for the period due to the timing of sales and repurchases of Creation Unit Fund shares in relation to income earned and/or fluctuating fair value of the investments of the Fund.

b. Based on average daily shares outstanding.

c. Total return is calculated assuming an initial investment made at the net asset value at the beginning of the period, reinvestment of all dividends and distributions at net asset value during the period, and redemption at net asset value on the last day of the period.

d. Benefit of waiver and payments by affiliates rounds to less than 0.01%.

e. Portfolio turnover rate includes portfolio transactions that are executed as a result of the Fund offering and redeeming Creation Units solely for cash ("Cash creations").

f. Portfolio turnover rate excluding cash in lieu related to in-kind transactions was as follows:

24.22%	23.57%	28.79%	27.64%	34.77%
--------	--------	--------	--------	--------

# Shareholder Information

## Buying and Selling Shares

Shares of the Fund may be acquired or redeemed directly from the Fund only in Creation Units or multiples thereof, as discussed in the Creations and Redemptions section of this prospectus. Only an Authorized Participant may engage in creation or redemption transactions directly with the Fund. Once created, shares of the Fund generally trade in the secondary market in amounts less than a Creation Unit.

Shares of the Fund are listed on a national securities exchange for trading during the trading day. Shares can be bought and sold throughout the trading day like shares of other publicly traded companies. The Franklin Templeton ETF Trust (Trust) does not impose any minimum investment for shares of the Fund purchased on an exchange. Shares of the Fund trade under the following symbol:

Fund	Symbol
Franklin U.S. Large Cap Multifactor Index ETF	FLQL
Franklin U.S. Mid Cap Multifactor Index ETF	FLQM
Franklin U.S. Small Cap Multifactor Index ETF	FLQS

Buying or selling Fund shares on an exchange involves two types of costs that may apply to all securities transactions. When buying or selling shares of the Fund through a broker, you will likely incur a brokerage commission or other charges determined by your broker. The commission is frequently a fixed amount and may be a significant proportional cost for investors seeking to buy or sell small amounts of shares. In addition, you may incur the cost of the “spread,” that is, any difference between the bid price and the ask price. The spread varies over time for shares of the Fund based on the Fund’s trading volume and market liquidity, and is generally lower if the Fund has a lot of trading volume and market liquidity, and higher if the Fund has little trading volume and market liquidity.

The board of trustees has not adopted a policy of monitoring for frequent purchases and redemptions of Fund shares (frequent trading) that appear to attempt to take advantage of a potential arbitrage opportunity presented by a lag between a change in the value of the Fund’s portfolio securities after the close of the primary markets for the Fund’s portfolio securities and the reflection of that change in the Fund’s NAV (market timing), because the Fund generally sells and redeems its shares directly through transactions that are in-kind and/or for cash, subject to the conditions described below under Creations and Redemptions. The

board of trustees has not adopted a policy of monitoring for frequent trading activity because shares of the Fund are listed for trading on a national securities exchange.

The Fund's primary listing exchange is Cboe BZX Exchange, Inc. ("Cboe", or the "Exchange").

The Exchange is open for trading Monday through Friday and is closed on weekends and the following holidays: New Year's Day, Martin Luther King, Jr. Day, Presidents' Day, Good Friday, Memorial Day, Juneteenth National Independence Day, Independence Day, Labor Day, Thanksgiving Day and Christmas Day.

Section 12(d)(1) of the Investment Company Act of 1940 (1940 Act) restricts investments by investment companies in the securities of other investment companies. Registered investment companies are permitted to invest in the Fund beyond the limits set forth in Section 12(d)(1), subject to certain terms and conditions set forth in SEC rules or in other exemptive relief as applicable. In order for a registered investment company to invest in shares of the Fund beyond the limitations of Section 12(d)(1), the registered investment company must generally enter into an agreement with the Fund.

## Book Entry

Shares of the Fund are held in book-entry form, which means that no share certificates are issued. The Depository Trust Company (DTC) or its nominee is the record owner of all outstanding shares of the Fund and is recognized as the owner of all shares for all purposes.

Investors owning shares of the Fund are beneficial owners as shown on the records of DTC or its participants. DTC serves as the securities depository for shares of the Fund. DTC participants include securities brokers and dealers, banks, trust companies, clearing corporations and other institutions that directly or indirectly maintain a custodial relationship with DTC. As a beneficial owner of shares, you are not entitled to receive physical delivery of stock certificates or to have shares registered in your name, and you are not considered a registered owner of shares. Therefore, to exercise any right as an owner of shares, you must rely upon the procedures of DTC and its participants. These procedures are the same as those that apply to any other securities that you hold in book-entry or "street name" form.

## Share Prices

The trading prices of the Fund's shares in the secondary market generally differ from the Fund's daily NAV and are affected by market forces such as supply and demand, economic conditions and other factors.

## Calculating NAV

The NAV of the Fund is determined by deducting the Fund's liabilities from the total assets of the portfolio. The NAV per share is determined by dividing the total NAV of the Fund by the number of shares outstanding.

The Fund calculates the NAV per share each business day as of 1 p.m. Pacific time which normally coincides with the close of trading on the New York Stock Exchange (NYSE). The Fund does not calculate the NAV on days the NYSE is closed for trading, which include New Year's Day, Martin Luther King Jr. Day, President's Day, Good Friday, Memorial Day, Juneteenth National Independence Day, Independence Day, Labor Day, Thanksgiving Day and Christmas Day. If the NYSE has a scheduled early close or unscheduled early close, the Fund's share price would still be determined as of 1 p.m. Pacific time/4 p.m. Eastern time. The Fund's NAV per share is readily available online at [www.franklintempleton.com](http://www.franklintempleton.com).

When determining its NAV, the Fund values cash and receivables at their realizable amounts, and records interest as accrued and dividends on the ex-dividend date. The Fund generally utilizes two independent pricing services to assist in determining a current market value for each security. If market quotations are readily available for portfolio securities listed on a securities exchange, the Fund values those securities at the last quoted sale price or the official closing price of the day, respectively, or, if there is no reported sale, within the range of the most recent quoted bid and ask prices. The Fund values over-the-counter portfolio securities within the range of the most recent bid and ask prices. If portfolio securities trade both in the over-the-counter market and on a stock exchange, the Fund values them according to the broadest and most representative market. Prices received by the Fund for securities may be based on institutional "round lot" sizes, but the Fund may hold smaller, "odd lot" sizes. Odd lots may trade at lower prices than round lots.

Generally, trading in corporate bonds, U.S. government securities and money market instruments is substantially completed each day at various times before 1 p.m. Pacific time. The value of these securities used in computing the NAV is determined as of such times. Occasionally, events affecting the values of these securities may occur between the times at which they are determined and 1 p.m. Pacific time that will not be reflected in the computation of the NAV. The Fund relies on third-party pricing vendors to provide evaluated prices that reflect current fair market value at 1 p.m. Pacific time.

### Fair Valuation – Individual Securities

The Fund's investment manager, in its role as valuation designee, has adopted procedures, approved by the board of trustees, to determine the fair value of individual securities and other assets for which market prices are not readily available (such as certain restricted or unlisted securities and private placements)

or which may not be reliably priced (such as in the case of trade suspensions or halts, price movement limits set by certain foreign markets, and thinly traded or illiquid securities). Some methods for valuing these securities may include: fundamental analysis (earnings multiple, etc.), matrix pricing, discounts from market prices of similar securities, or discounts applied due to the nature and duration of restrictions on the disposition of the securities. The board of trustees oversees the application of fair value pricing procedures with respect to the Fund.

The application of fair value pricing procedures represents a good faith determination based upon specifically applied procedures. There can be no assurance that the Fund could obtain the fair value assigned to a security if it were able to sell the security at approximately the time at which the Fund determines its NAV per share. Use of fair value prices and certain current market valuations could result in a difference between the prices used to calculate the Fund's NAV and the prices used by the Underlying Index, which, in turn, could result in a difference between the Fund's performance and the performance of the Underlying Index and introduce tracking error.

## Creations and Redemptions

Prior to trading in the secondary market, shares of the Fund are "created" at NAV by market makers, large investors and institutions only in block-size Creation Units of 50,000 shares or multiples thereof. An "Authorized Participant" is a member or participant of a clearing agency registered with the SEC, which has a written agreement with the Fund or one of its service providers (AP Agreement) that allows such member or participant to place orders for the purchase and redemption of Creation Units. All orders for the creation or redemption of Creation Units for the Fund must be placed by or through an Authorized Participant that has entered into an AP Agreement with Distributors, an affiliate of the Fund's investment manager and sub-advisor.

A creation transaction, which is subject to acceptance by Distributors or its agents, generally takes place when an Authorized Participant deposits into the Fund a designated portfolio of securities, assets or other positions and/or an amount of cash (which may include cash in lieu of certain securities, assets or other positions) in exchange for a specified number of Creation Units.

Similarly, shares can be redeemed only in Creation Units, generally for a designated portfolio of securities, assets or other positions and/or an amount of cash (which may include cash in lieu of certain securities, assets or other positions). Except when aggregated in Creation Units, shares are not redeemable by the Fund.

The prices at which creations and redemptions occur are based on the next calculation of NAV after a creation or redemption order is received in an acceptable form under the AP Agreement.

Creation and redemption baskets may differ and the Fund will accept “custom baskets.” More information regarding custom baskets is contained in the Fund’s SAI. As a result of any system failure or other interruption, creation or redemption orders either may not be executed according to the Fund’s instructions or may not be executed at all, or the Fund may not be able to place or change such orders. Information about the procedures regarding creations and redemptions of Creation Units (including the cut-off times for receipt of creation and redemption orders) is included in the Fund’s SAI.

Because new shares may be created and issued on an ongoing basis, at any point during the life of the Fund a “distribution,” as such term is used in the 1933 Act, may be occurring. Broker-dealers and other persons are cautioned that some activities on their part may, depending on the circumstances, result in their being deemed participants in a distribution in a manner that could render them statutory underwriters and subject to the prospectus delivery and liability provisions of the 1933 Act. Any determination of whether one is an underwriter must take into account all the relevant facts and circumstances of each particular case.

Broker-dealers should also note that dealers who are not “underwriters” but are participating in a distribution (as contrasted to ordinary secondary transactions), and thus dealing with shares that are part of an “unsold allotment” within the meaning of Section 4(a)(3)(C) of the 1933 Act, would be unable to take advantage of the prospectus delivery exemption provided by Section 4(a)(3) of the 1933 Act. For delivery of prospectuses to exchange members, the prospectus delivery mechanism of Rule 153 under the 1933 Act is available only with respect to transactions on a national securities exchange.

## Premium/Discount Information

Information regarding how often the shares of the Fund traded on the Exchange at a price above (at a premium) or below (at a discount) the NAV of the Fund for the most recently completed calendar year, and the most recently completed calendar quarters since that year, can be found at <https://www.franklintempleton.com/investments/options/exchange-traded-funds>.

## Delivery of Shareholder Documents - Householding

You will receive the Fund’s financial reports every six months as well as an annual updated prospectus. Householding for the Fund is available through certain broker-dealers. Householding is a process in which related shareholders in a household will be sent only one copy of the financial reports and prospectus. You may contact your broker-dealer to enroll in householding. Once enrolled, this process will

continue indefinitely unless you instruct your broker-dealer otherwise. If you prefer not to have these documents householded, please contact your broker-dealer. At any time you may view current prospectuses and financial reports on our website.

## Distribution

Distributors or its agents distribute Creation Units for the Fund on an agency basis. Distributors does not maintain a secondary market in shares of the Fund. Distributors is an affiliate of Advisory Services.

### **Distribution and service (12b-1) fees**

The board of trustees has adopted a distribution plan, sometimes known as a Rule 12b-1 plan, that allows the Fund to pay distribution fees of up to 0.25% per year, to those who sell and distribute Fund shares and provide other services to shareholders. However, the board of trustees has determined not to authorize payment of a Rule 12b-1 plan fee at this time.

Because these fees are paid out of the Fund's assets on an ongoing basis, to the extent that a fee is authorized, over time these fees will increase the cost of your investment and may cost you more than paying other types of sales charges.



## For More Information

Information on the Fund's NAV, market price, premiums and discounts, and bid-ask spreads can be found online at

<https://www.franklintempleton.com/investments/options/exchange-traded-funds>.

You can learn more about the Fund in the following documents:

### **Annual/Semiannual Report to Shareholders and Form N-CSR Filed with the SEC**

Contain additional information about the Fund's investments. The Fund's annual report also discusses the market conditions and investment strategies that significantly affected the Fund's performance during its last fiscal year. In Form N-CSR, you will find the Fund's annual and semi-annual financial statements.

### **Statement of Additional Information (SAI)**

Contains more information about the Fund, its investments and policies. It is incorporated by reference (is legally a part of this prospectus).

For a free copy of the current annual/semiannual report, financial statements or the SAI, please contact your investment representative or call us at the number below. You also can view the current annual/semiannual report, financial statements and the SAI online through [www.franklintempleton.com](http://www.franklintempleton.com).

Reports and other information about the Fund are available on the EDGAR Database on the SEC's Website at <http://www.sec.gov>, and copies of this information may be obtained, after paying a duplicating fee, by electronic request at the following email address: [publicinfo@sec.gov](mailto:publicinfo@sec.gov).

Individual investors should contact their financial advisor or broker dealer representative for more information about Franklin Templeton ETFs.

Financial Professionals should call (800) DIAL BEN®/342-5236.



**FRANKLIN  
TEMPLETON**

One Franklin Parkway  
San Mateo, CA 94403-1906  
(800) DIAL BEN®/342-5236  
[www.franklintempleton.com](http://www.franklintempleton.com)

For hearing impaired assistance, please contact us via a Relay Service.