



Learning from the lessons of time

The dates may change but the headlines stay the same



Not FDIC Insured | No Bank Guarantee | May Lose Value

The issues that worry investors today aren't new

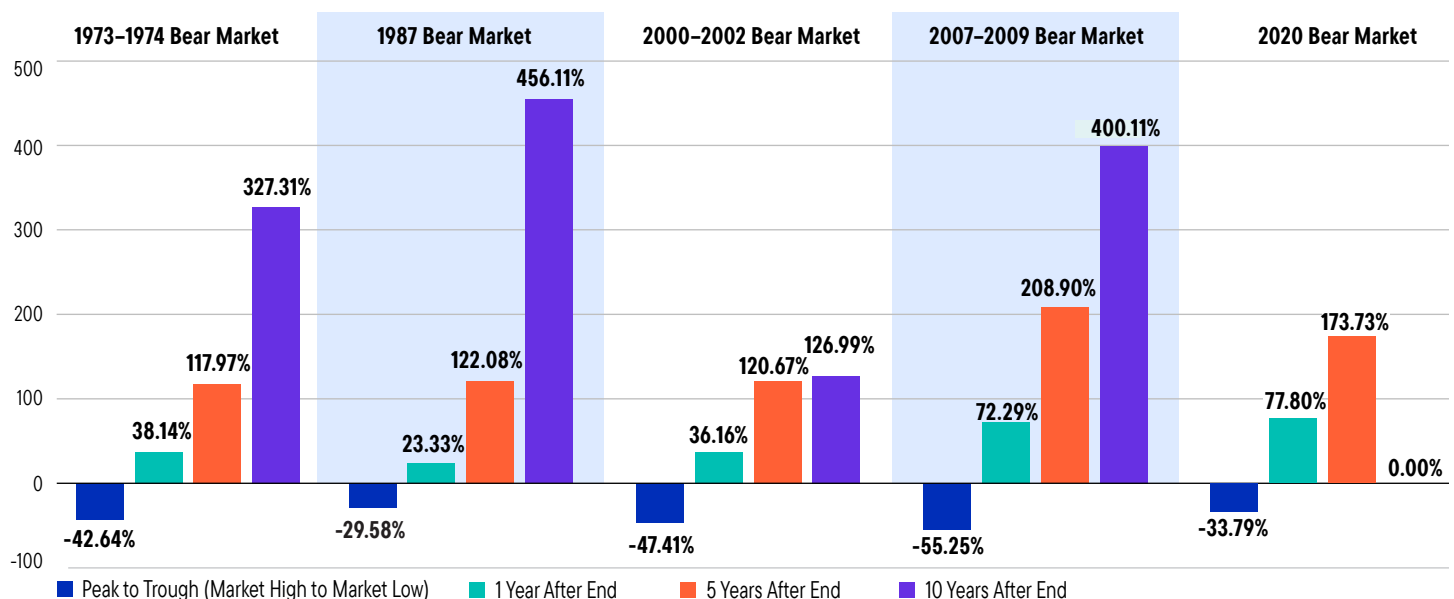
Staying focused despite the day-to-day distractions of the market is never easy, especially during periods of economic uncertainty. However, investors who seek the guidance of a trusted financial professional and remain committed to their investment plans, even when it's tempting to head to the sidelines, are better positioned to realize their short- and long-term goals.

A few "history lessons" to consider

For every bear, there's a bull ... and for every bull, there's a bear

The chart below shows how dramatically the stock market (as represented by the S&P 500 Index) bounced back from its lowest point during four bear markets over the last few decades. Of course, investors during these periods couldn't possibly have known their investment would grow so dramatically ... But they could have remained fully invested, confident in the knowledge that markets recover over time.

S&P 500 Index, Cumulative Total Returns¹



Don't let emotions drive your decisions

Emotions can lead to irrational decision-making and impulsive decisions that compromise the realization of stated goals. Before you react impulsively, make a list of your concerns, revisit your goals and review your strategy. If your goals and/or priorities have changed, or if you believe your strategy is no longer appropriate given the economic environment, contact your financial professional. When there is fear and uncertainty in the air, when there is scary news that makes you question what you should do, that's when it's most important to talk to your financial professional. He or she can provide the perspective you need to understand the situation at hand and how it relates to your individual goals and strategy.

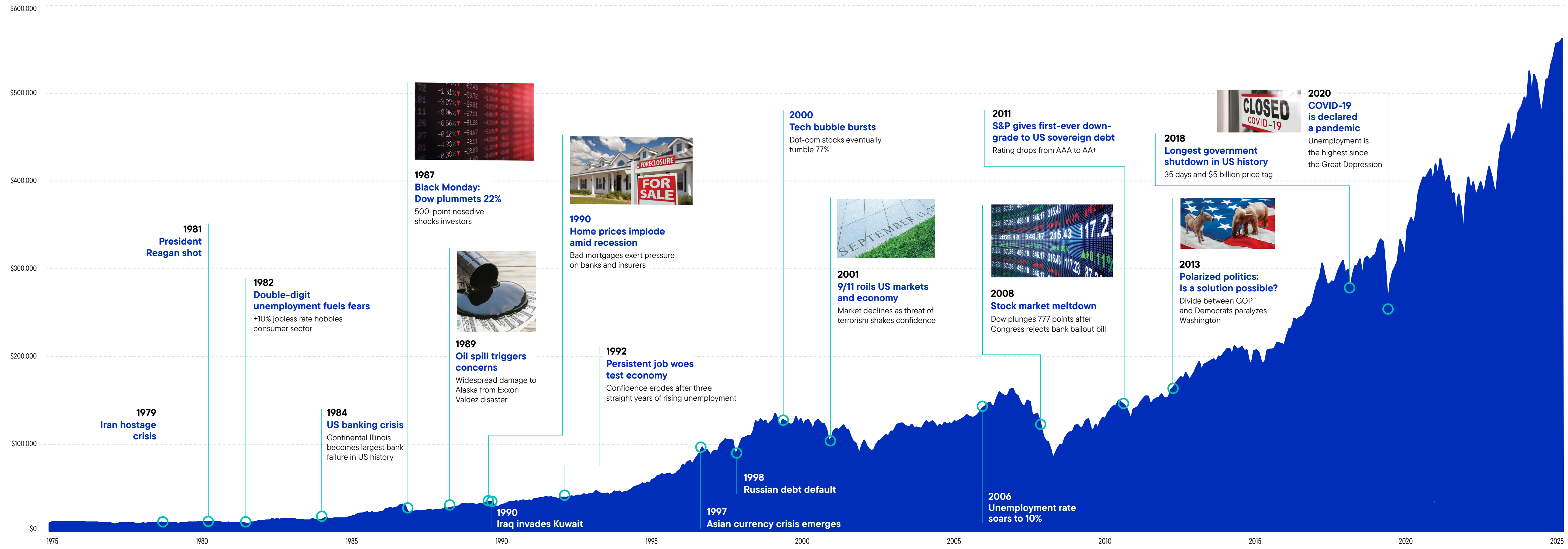
1. Sources: S&P Dow Jones Indices, Morningstar Direct. **Past performance is no guarantee of future results.** This chart is for illustrative purposes only and is not indicative of performance of any specific investment. All investments involve risks, including loss of principal. Please note that an investor cannot invest directly in an index. Unmanaged index returns do not reflect any fees, expenses or sales charges. This chart illustrates the historical performance of the Standard & Poor's 500 Index (S&P 500) before and after the bear market bottoms of September 30, 1974, November 30, 1987, October 9, 2002, March 9, 2009 and March 23, 2020. Cumulative total returns include reinvestment of dividends and capital gains. The S&P 500 Index is an unmanaged index of 500 stocks that is generally a representation of the performance of larger companies in the US.

Learning from the lessons of time

It's human nature to be concerned about the future, and doom-and-gloom headlines command attention in both good and bad times. Yet, a look back at history shows that neither bull nor bear markets last forever—and that short-term worries may not be a good indicator of where the market is going. What matters is keeping a clear head—and recognizing that markets will go both up and down, and at times may even move in opposite directions. When in doubt, talk to your financial professional. Revisiting your long-term goals and the logic behind your investment decisions can provide much-needed perspective and help avoid impulsive moves that may work against you in the future.

Sources: S&P Dow Jones Indices, Macrobond. **Past performance is no guarantee of future results.** This chart is for illustrative purposes only. All investments involve risks, including loss of principal. Please note that an investor cannot invest directly in an index. Unmanaged index returns do not reflect any fees, expenses or sales charges. The Dow Jones Industrial Average (DJIA) is a widely followed measurement of the stock market. The average is comprised of 30 stocks that represent leading companies in major industries. These stocks, widely held by both individual and institutional investors, are considered to be all blue-chip companies.
© 2026 Franklin Templeton. All rights reserved.

Dow Jones Industrial Index, Price Return
For 50 Years Ending in December 2025



Understand your tolerance for risk

Risk is part of investing. You can limit it, you can defend against it, but you can't eliminate it. The important thing is to have a well-informed understanding of how much risk you can tolerate by working closely with your financial professional. By having a well-informed understanding of your tolerance for risk, your financial professional can construct a long-term investment strategy suited to your needs.

Be diversified²

Despite the best efforts of investment professionals, it's virtually impossible to guess in advance which asset class will have the best return in any given year. Spreading your investment dollars between different asset classes is an important tool to manage investment risk, especially during periods of market volatility.

Stay invested³

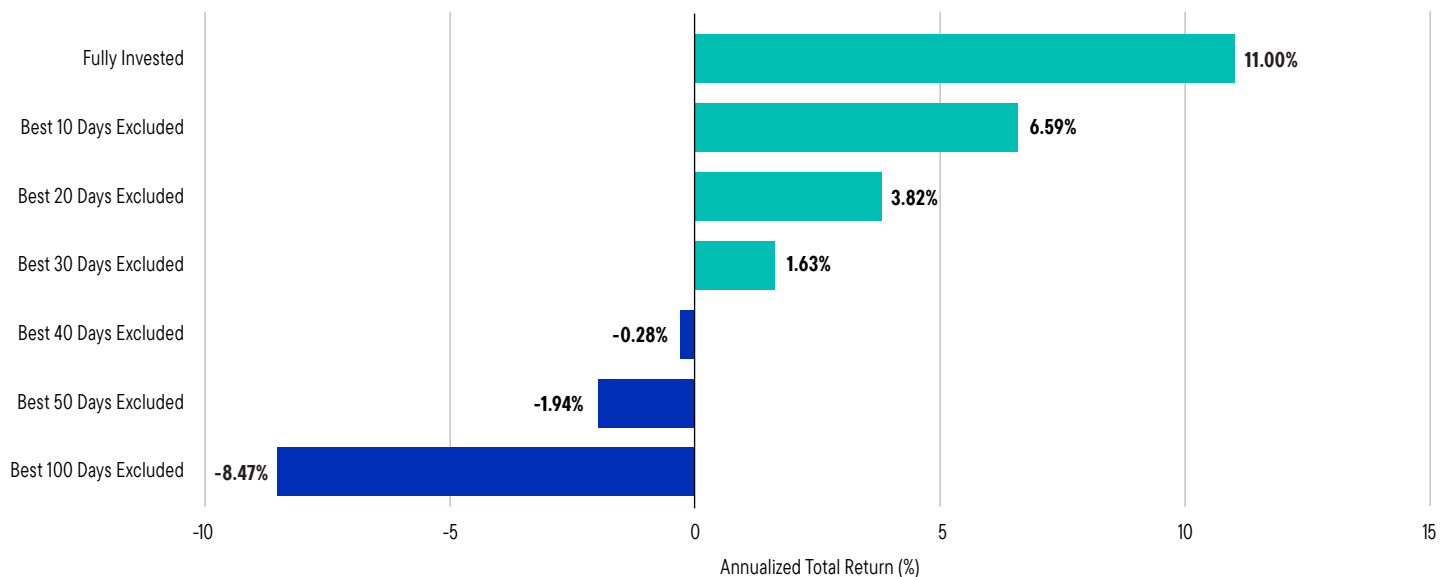
Investors who stay the course have historically been rewarded for their patience. When you look at market performance over decades rather than just a year or two, you find that while it may contract, it also expands—with the gains often concentrated in a handful of trading days. For example, if you were out of the market on the top 10 best days in the last 20 years, your gain would have been about half of what it would have been if you were invested during the whole period. See the chart below.

Work closely with a trusted financial professional

A trusted financial professional works with you to identify your goals, needs and aspirations to align your short- and long-term goals with your own risk tolerance. Most importantly, your financial professional, backed by the resources of his/her own firm, can help you achieve your goals by providing valuable insight and guidance on economic issues, the markets, and specific investments and strategies.

S&P 500 Index, Market Returns

20-Year Period Ended December 2025⁴



2. Diversification does not ensure a profit or protect against market loss.

3. Past performance is no guarantee of future results. Staying invested for any period of time does not protect an investor from experiencing a loss of their principal or guarantee they will recoup any decline of the principal amount they invested.

4. Sources: S&P Dow Jones Indices, Morningstar Direct.

All investments involve risks, including loss of principal. The chart provided is for illustrative purposes only and represents an unmanaged index in which investors cannot directly invest.

Past performance is no guarantee of future results.

All investments involve risk, including loss of principal. Any information, statement or opinion set forth herein is general in nature, is not directed to or based on the financial situation or needs of any particular investor, and does not constitute, and should not be construed as, investment advice, forecast of future events, a guarantee of future results, or a recommendation with respect to any particular security or investment strategy or type of retirement account. Investors seeking financial advice regarding the appropriateness of investing in any securities or investment strategies should consult their financial professional.

Franklin Templeton, its affiliates and its employees are not in the business of providing tax or legal advice to taxpayers. These materials and any tax-related statements are not intended or written to be used, and cannot be used or relied upon, by any such taxpayer for the purpose of avoiding tax penalties or complying with any applicable tax laws or regulations. Tax-related statements, if any, may have been written in connection with the “promotion or marketing” of the transactions(s) or matter(s) addressed by these materials, to the extent allowed by applicable law. Any such taxpayer should seek advice based on the taxpayer’s particular circumstances from an independent tax advisor.

Important data provider notices and terms available at www.franklintempletondatasources.com.

This material is provided for general informational purposes only and should not be considered individualized investment advice, a recommendation or a solicitation to adopt any investment strategy. It does not constitute legal or tax advice. Franklin Templeton accepts no liability for losses arising from use of this material.

The views expressed are those of the investment manager as of the publication date and may change without notice. These opinions and analyses are based on certain assumptions, including market conditions that may change. They may differ from those of other portfolio managers or from the firm as a whole.

This material is not intended to provide a complete analysis of all material facts regarding any country, region or market. No assurance can be given that any forecast, projection or prediction regarding economies or financial markets will be realized. References to specific securities are for illustrative purposes only and should not be interpreted as recommendations or a solicitation to buy, sell, or hold any security.

Any research or analysis in this material has been prepared by Franklin Templeton for its own purposes and is provided incidentally. While the information included is believed to be reliable, its accuracy and completeness cannot be guaranteed, and it is subject to change without notice.

Past performance does not guarantee future results, or any profit or gain. All investments involve risks, including possible loss of principal.

Franklin Templeton offers environmental, social and governance (ESG) capabilities, though not all strategies or products incorporate ESG as part of the investment process.

Investment strategies and services may not be available in all jurisdictions. Please consult your financial professional or Franklin Templeton contact for further information.

United States: Issued by Franklin Templeton. Investments are not FDIC insured; may lose value; and are not bank guaranteed.



(800) 342-5236
franklintempleton.com